



US00D583266S

(12) **United States Design Patent**
Wong

(10) **Patent No.:** **US D583,266 S**

(45) **Date of Patent:** **** Dec. 23, 2008**

- (54) **NON-CONTACT VOLTAGE TESTER**
- (75) Inventor: **Kingston T. Wong**, Beach Park, IL (US)
- (73) Assignee: **Klein Tools, Inc.**, Lincolnshire, IL (US)
- (**) Term: **14 Years**
- (21) Appl. No.: **29/301,057**
- (22) Filed: **Feb. 7, 2008**

D471,828 S *	3/2003	Huang	D10/78
D501,415 S *	2/2005	Seymour	D10/78
7,030,599 B2 *	4/2006	Douglas	324/72.5
D571,240 S *	6/2008	Chun	D10/78

* cited by examiner

Primary Examiner—Antoine D Davis

(74) *Attorney, Agent, or Firm*—Eugene M. Cummings, P.C.

- (51) **LOC (8) Cl.** **10-04**
 - (52) **U.S. Cl.** **D10/78**
 - (58) **Field of Classification Search** D10/78;
324/555, 556, 114, 133, 156, 72.5, 508; 340/654;
379/21; 73/866.5
- See application file for complete search history.

(57) **CLAIM**

The ornamental design for the non-contact voltage tester, as shown and described.

DESCRIPTION

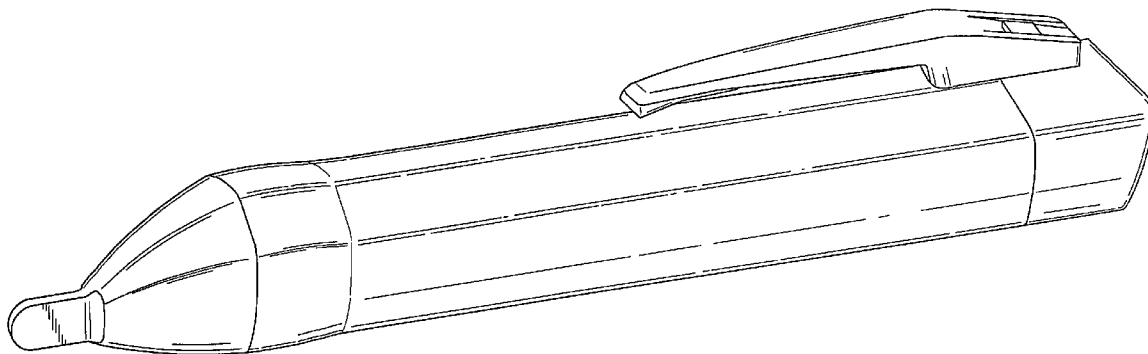
- FIG. 1 is a perspective view of the non-contact voltage tester.
- FIG. 2 is a right side view of the non-contact voltage tester.
- FIG. 3 is a left side view of the non-contact voltage tester.
- FIG. 4 is a top view of the non-contact voltage tester.
- FIG. 5 is a bottom view of the non-contact voltage tester.
- FIG. 6 is a front view of the non-contact voltage tester; and,
- FIG. 7 is a rear view of the non-contact voltage tester.

(56) **References Cited**

U.S. PATENT DOCUMENTS

D351,562 S *	10/1994	Moffatt et al.	D10/78
D371,747 S *	7/1996	Strader	D10/78
D383,988 S *	9/1997	Luebke	D10/78
5,877,618 A *	3/1999	Luebke et al.	324/72.5
D410,203 S *	5/1999	Beha	D10/78
6,377,054 B1 *	4/2002	Beha	324/556

1 Claim, 3 Drawing Sheets



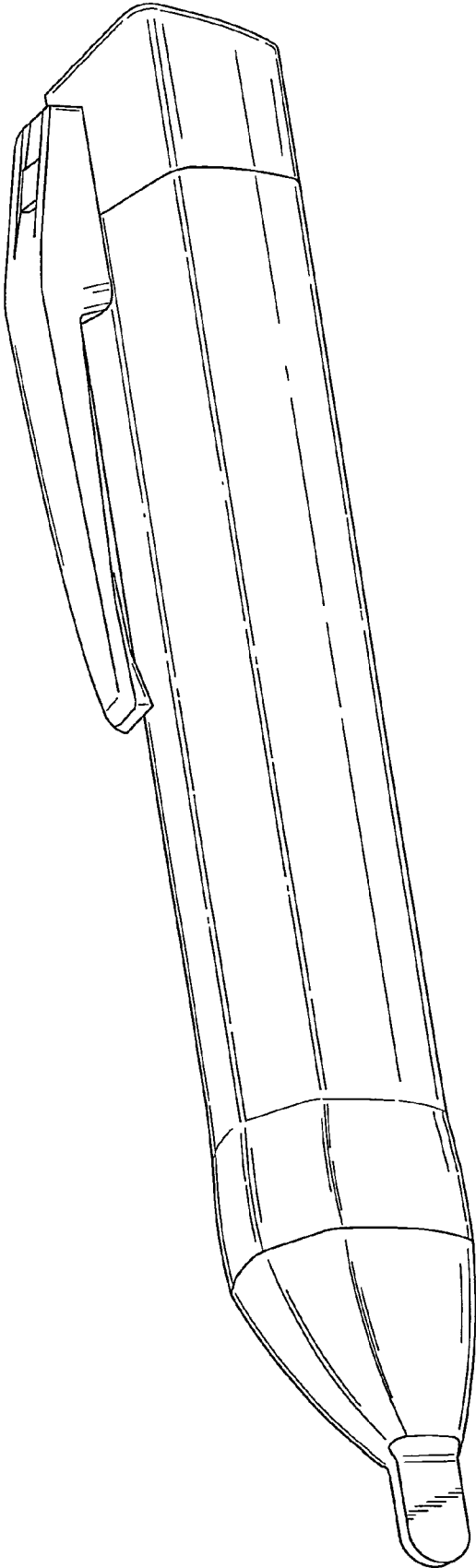


Fig. 1

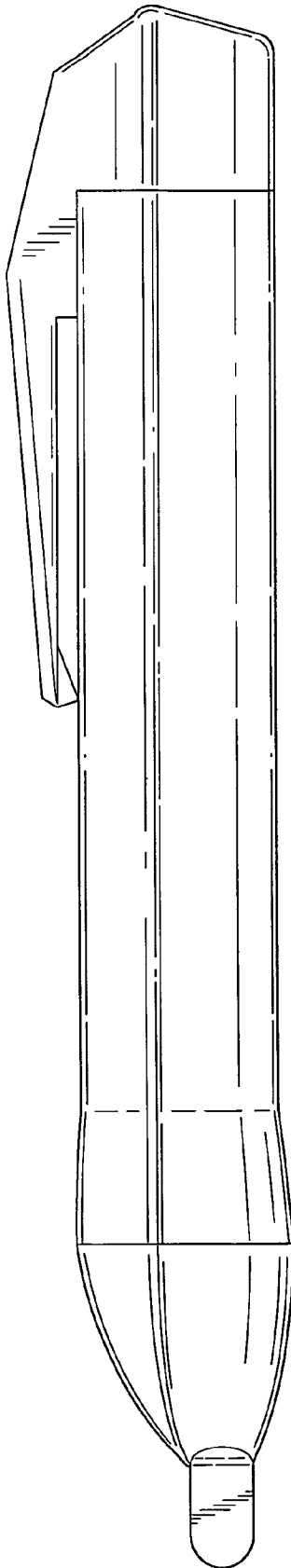


Fig. 2

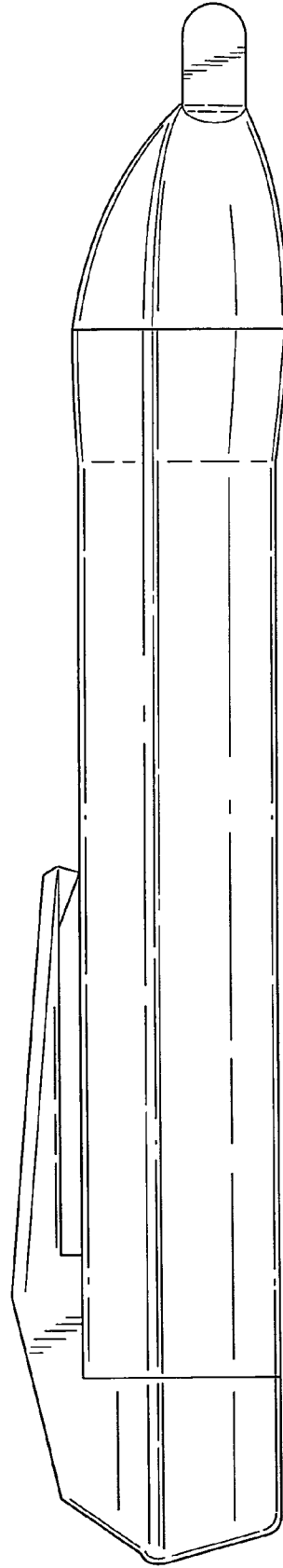


Fig. 3

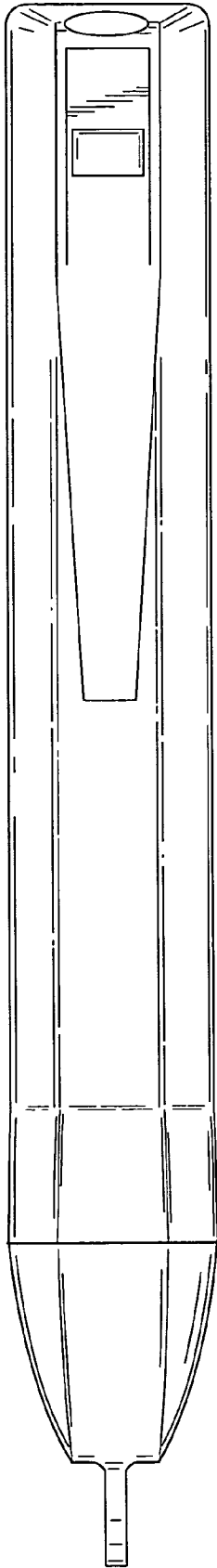


Fig. 4

Fig. 5

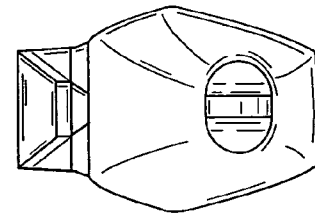
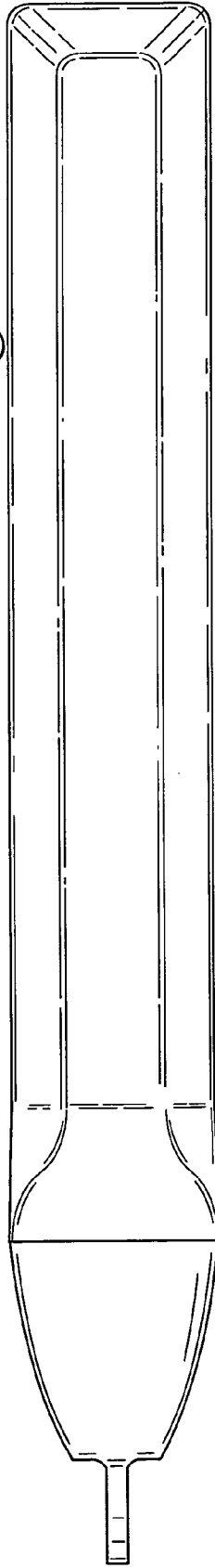


Fig. 6

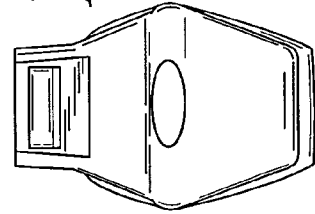


Fig. 7