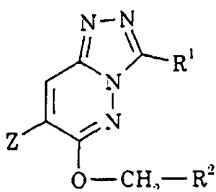




INTERNATIONAL APPLICATION PUBLISHED UNDER THE PATENT COOPERATION TREATY (PCT)

<p>(51) International Patent Classification ⁶ : C07D 487/04, A61K 31/50, 31/41 // C07D 478/04, 249:00, 237:00</p>	A1	<p>(11) International Publication Number: WO 99/37647 (43) International Publication Date: 29 July 1999 (29.07.99)</p>
<p>(21) International Application Number: PCT/GB99/00107 (22) International Filing Date: 13 January 1999 (13.01.99) (30) Priority Data: 9801397.2 22 January 1998 (22.01.98) GB (71) Applicant (for all designated States except US): MERCK SHARP & DOHME LIMITED [GB/GB]; Hertford Road, Hoddesdon, Hertfordshire EN11 9BU (GB). (72) Inventors; and (75) Inventors/Applicants (for US only): HARRISON, Timothy [GB/GB]; Terlings Park, Eastwick Road, Harlow, Essex CM20 2QR (GB). SPAREY, Timothy, Jason [GB/GB]; Terlings Park, Eastwick Road, Harlow, Essex CM20 2QR (GB). TEALL, Martin, Richard [GB/GB]; Terlings Park, Eastwick Road, Harlow, Essex CM20 2QR (GB). (74) Agent: THOMPSON, John; Merck & Co., Inc., European Patent Dept., Terlings Park, Eastwick Road, Harlow, Essex CM20 2QR (GB).</p>	<p>(81) Designated States: AL, AM, AT, AU, AZ, BA, BB, BG, BR, BY, CA, CH, CN, CU, CZ, DE, DK, EE, ES, FI, GB, GD, GE, GH, GM, HR, HU, ID, IL, IN, IS, JP, KE, KG, KP, KR, KZ, LC, LK, LR, LS, LT, LU, LV, MD, MG, MK, MN, MW, MX, NO, NZ, PL, PT, RO, RU, SD, SE, SG, SI, SK, SL, TJ, TM, TR, TT, UA, UG, US, UZ, VN, YU, ZW, ARIPO patent (GH, GM, KE, LS, MW, SD, SZ, UG, ZW), Eurasian patent (AM, AZ, BY, KG, KZ, MD, RU, TJ, TM), European patent (AT, BE, CH, CY, DE, DK, ES, FI, FR, GB, GR, IE, IT, LU, MC, NL, PT, SE), OAPI patent (BF, BJ, CF, CG, CI, CM, GA, GN, GW, ML, MR, NE, SN, TD, TG).</p> <p>Published <i>With international search report.</i></p>	
<p>(54) Title: TRIAZOLO-PYRIDAZINE DERIVATIVES AS LIGANDS FOR GABA RECEPTORS</p>		
<div style="text-align: center;">  <p>(I)</p> </div>		
<p>(57) Abstract</p> <p>A class of substituted 1,2,4-triazolo[4,3-<i>b</i>]pyridazine derivatives (I), wherein Z represents cyclobutyl, 1-methylcyclopentyl or pyrrolidin-1-yl; R¹ represents pyridin-3-yl or pyridin-3-ylphenyl; and R² represents methyl-triazolyl or methyl-pyridinyl, are selective ligands for GABA¹ receptors in particular having high affinity for the α₂ and/or α₃ subunit thereof, and accordingly of benefit in the treatment and/or prevention of disorders of the central nervous system, including anxiety and convulsions.</p>		

FOR THE PURPOSES OF INFORMATION ONLY

Codes used to identify States party to the PCT on the front pages of pamphlets publishing international applications under the PCT.

AL	Albania	ES	Spain	LS	Lesotho	SI	Slovenia
AM	Armenia	FI	Finland	LT	Lithuania	SK	Slovakia
AT	Austria	FR	France	LU	Luxembourg	SN	Senegal
AU	Australia	GA	Gabon	LV	Latvia	SZ	Swaziland
AZ	Azerbaijan	GB	United Kingdom	MC	Monaco	TD	Chad
BA	Bosnia and Herzegovina	GE	Georgia	MD	Republic of Moldova	TG	Togo
BB	Barbados	GH	Ghana	MG	Madagascar	TJ	Tajikistan
BE	Belgium	GN	Guinea	MK	The former Yugoslav Republic of Macedonia	TM	Turkmenistan
BF	Burkina Faso	GR	Greece	ML	Mali	TR	Turkey
BG	Bulgaria	HU	Hungary	MN	Mongolia	TT	Trinidad and Tobago
BJ	Benin	IE	Ireland	MR	Mauritania	UA	Ukraine
BR	Brazil	IL	Israel	MW	Malawi	UG	Uganda
BY	Belarus	IS	Iceland	MX	Mexico	US	United States of America
CA	Canada	IT	Italy	NE	Niger	UZ	Uzbekistan
CF	Central African Republic	JP	Japan	NL	Netherlands	VN	Viet Nam
CG	Congo	KE	Kenya	NO	Norway	YU	Yugoslavia
CH	Switzerland	KG	Kyrgyzstan	NZ	New Zealand	ZW	Zimbabwe
CI	Côte d'Ivoire	KP	Democratic People's Republic of Korea	PL	Poland		
CM	Cameroon	KR	Republic of Korea	PT	Portugal		
CN	China	KZ	Kazakstan	RO	Romania		
CU	Cuba	LC	Saint Lucia	RU	Russian Federation		
CZ	Czech Republic	LI	Liechtenstein	SD	Sudan		
DE	Germany	LK	Sri Lanka	SE	Sweden		
DK	Denmark	LR	Liberia	SG	Singapore		
EE	Estonia						

TRIAZOLO-PYRIDAZINE DERIVATIVES AS LIGANDS FOR GABA RECEPTORS

The present invention relates to a class of substituted triazolo-
5 pyridazine derivatives and to their use in therapy. More particularly, this
invention is concerned with substituted 1,2,4-triazolo[4,3-*b*]pyridazine
derivatives which are ligands for GABA_A receptors and are therefore
useful in the therapy of deleterious mental states.

Receptors for the major inhibitory neurotransmitter, gamma-
10 aminobutyric acid (GABA), are divided into two main classes: (1) GABA_A
receptors, which are members of the ligand-gated ion channel superfamily;
and (2) GABA_B receptors, which may be members of the G-protein linked
receptor superfamily. Since the first cDNAs encoding individual GABA_A
receptor subunits were cloned the number of known members of the
15 mammalian family has grown to include at least six α subunits, four β
subunits, three γ subunits, one δ subunit, one ϵ subunit and two ρ
subunits.

Although knowledge of the diversity of the GABA_A receptor gene
family represents a huge step forward in our understanding of this ligand-
20 gated ion channel, insight into the extent of subtype diversity is still at an
early stage. It has been indicated that an α subunit, a β subunit and a γ
subunit constitute the minimum requirement for forming a fully
functional GABA_A receptor expressed by transiently transfecting cDNAs
into cells. As indicated above, δ , ϵ and ρ subunits also exist, but are
25 present only to a minor extent in GABA_A receptor populations.

Studies of receptor size and visualisation by electron microscopy
conclude that, like other members of the ligand-gated ion channel family,
the native GABA_A receptor exists in pentameric form. The selection of at
least one α , one β and one γ subunit from a repertoire of seventeen allows
30 for the possible existence of more than 10,000 pentameric subunit
combinations. Moreover, this calculation overlooks the additional

permutations that would be possible if the arrangement of subunits around the ion channel had no constraints (i.e. there could be 120 possible variants for a receptor composed of five different subunits).

Receptor subtype assemblies which do exist include, amongst many others, $\alpha 1\beta 2\gamma 2$, $\alpha 2\beta 2/3\gamma 2$, $\alpha 3\beta \gamma 2/3$, $\alpha 2\beta \gamma 1$, $\alpha 5\beta 3\gamma 2/3$, $\alpha 6\beta \gamma 2$, $\alpha 6\beta \delta$ and $\alpha 4\beta \delta$. Subtype assemblies containing an $\alpha 1$ subunit are present in most areas of the brain and are thought to account for over 40% of GABA_A receptors in the rat. Subtype assemblies containing $\alpha 2$ and $\alpha 3$ subunits respectively are thought to account for about 25% and 17% of GABA_A receptors in the rat. Subtype assemblies containing an $\alpha 5$ subunit are expressed predominantly in the hippocampus and cortex and are thought to represent about 4% of GABA_A receptors in the rat.

A characteristic property of all known GABA_A receptors is the presence of a number of modulatory sites, one of which is the benzodiazepine (BZ) binding site. The BZ binding site is the most explored of the GABA_A receptor modulatory sites, and is the site through which anxiolytic drugs such as diazepam and temazepam exert their effect. Before the cloning of the GABA_A receptor gene family, the benzodiazepine binding site was historically subdivided into two subtypes, BZ1 and BZ2, on the basis of radioligand binding studies. The BZ1 subtype has been shown to be pharmacologically equivalent to a GABA_A receptor comprising the $\alpha 1$ subunit in combination with a β subunit and $\gamma 2$. This is the most abundant GABA_A receptor subtype, and is believed to represent almost half of all GABA_A receptors in the brain.

Two other major populations are the $\alpha 2\beta \gamma 2$ and $\alpha 3\beta \gamma 2/3$ subtypes. Together these constitute approximately a further 35% of the total GABA_A receptor repertoire. Pharmacologically this combination appears to be equivalent to the BZ2 subtype as defined previously by radioligand binding, although the BZ2 subtype may also include certain $\alpha 5$ -containing subtype assemblies. The physiological role of these subtypes has hitherto

been unclear because no sufficiently selective agonists or antagonists were known.

It is now believed that agents acting as BZ agonists at $\alpha 1\beta\gamma 2$, $\alpha 2\beta\gamma 2$ or $\alpha 3\beta\gamma 2$ subunits will possess desirable anxiolytic properties. Compounds which are modulators of the benzodiazepine binding site of the GABA_A receptor by acting as BZ agonists are referred to hereinafter as "GABA_A receptor agonists". The $\alpha 1$ -selective GABA_A receptor agonists alpidem and zolpidem are clinically prescribed as hypnotic agents, suggesting that at least some of the sedation associated with known anxiolytic drugs which act at the BZ1 binding site is mediated through GABA_A receptors containing the $\alpha 1$ subunit. Accordingly, it is considered that GABA_A receptor agonists which interact more favourably with the $\alpha 2$ and/or $\alpha 3$ subunit than with $\alpha 1$ will be effective in the treatment of anxiety with a reduced propensity to cause sedation. Also, agents which are antagonists or inverse agonists at $\alpha 1$ might be employed to reverse sedation or hypnosis caused by $\alpha 1$ agonists.

The compounds of the present invention, being selective ligands for GABA_A receptors, are therefore of use in the treatment and/or prevention of a variety of disorders of the central nervous system. Such disorders include anxiety disorders, such as panic disorder with or without agoraphobia, agoraphobia without history of panic disorder, animal and other phobias including social phobias, obsessive-compulsive disorder, stress disorders including post-traumatic and acute stress disorder, and generalized or substance-induced anxiety disorder; neuroses; convulsions; migraine; depressive or bipolar disorders, for example single-episode or recurrent major depressive disorder, dysthymic disorder, bipolar I and bipolar II manic disorders, and cyclothymic disorder; psychotic disorders including schizophrenia; neurodegeneration arising from cerebral ischemia; attention deficit hyperactivity disorder; and disorders of circadian rhythm, e.g. in subjects suffering from the effects of jet lag or shift work.

Further disorders for which selective ligands for GABA_A receptors may be of benefit include pain and nociception; emesis, including acute, delayed and anticipatory emesis, in particular emesis induced by chemotherapy or radiation, as well as post-operative nausea and vomiting; eating disorders including anorexia nervosa and bulimia nervosa; premenstrual syndrome; muscle spasm or spasticity, e.g. in paraplegic patients; and hearing loss. Selective ligands for GABA_A receptors may also be effective as pre-medication prior to anaesthesia or minor procedures such as endoscopy, including gastric endoscopy.

In DE-A-2741763, and in US Patents 4,260,755, 4,260,756 and 4,654,343, are described various classes of 1,2,4-triazolo[4,3-*b*]pyridazine derivatives which are alleged to be useful as anxiolytic agents. The compounds described in DE-A-2741763 and in US Patents 4,260,755 and 4,654,343 possess a phenyl substituent at the 6-position of the triazolo-pyridazine ring system. The compounds described in US Patent 4,260,756, meanwhile, possess a heteroaryl moiety at the 6- or 8-position. In none of these publications, however, is there any disclosure or suggestion of 1,2,4-triazolo[4,3-*b*]pyridazine derivatives wherein the substituent at the 6-position is attached through a directly linked oxygen atom.

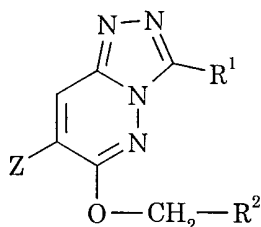
EP-A-0085840 and EP-A-0134946 describe related series of 1,2,4-triazolo[3,4-*a*]phthalazine derivatives which are stated to possess antianxiety activity. However, there is no disclosure nor any suggestion in either of these publications of replacing the benzo moiety of the triazolo-phthalazine ring system with any other functionality.

The present invention provides a class of triazolo-pyridazine derivatives which possess desirable binding properties at various GABA_A receptor subtypes. The compounds in accordance with the present invention have good affinity as ligands for the $\alpha 2$ and/or $\alpha 3$ subunit of the human GABA_A receptor. The compounds of this invention may interact more favourably with the $\alpha 2$ and/or $\alpha 3$ subunit than with the $\alpha 1$ subunit. Desirably, the compounds of the invention will exhibit functional

selectivity in terms of a selective efficacy for the $\alpha 2$ and/or $\alpha 3$ subunit relative to the $\alpha 1$ subunit.

The compounds of the present invention are GABA_A receptor subtype ligands having a binding affinity (K_i) for the $\alpha 2$ and/or $\alpha 3$ subunit, as measured in the assay described hereinbelow, of 100 nM or less, typically of 50 nM or less, and ideally of 10 nM or less. The compounds in accordance with this invention may possess at least a 2-fold, suitably at least a 5-fold, and advantageously at least a 10-fold, selective affinity for the $\alpha 2$ and/or $\alpha 3$ subunit relative to the $\alpha 1$ subunit. However, compounds which are not selective in terms of their binding affinity for the $\alpha 2$ and/or $\alpha 3$ subunit relative to the $\alpha 1$ subunit are also encompassed within the scope of the present invention; such compounds will desirably exhibit functional selectivity in terms of a selective efficacy for the $\alpha 2$ and/or $\alpha 3$ subunit relative to the $\alpha 1$ subunit.

The present invention provides a compound of formula I, or a pharmaceutically acceptable salt thereof:



(I)

wherein

- Z represents cyclobutyl, 1-methylcyclopentyl or pyrrolidin-1-yl;
 R¹ represents pyridin-3-yl or pyridin-3-ylphenyl; and
 R² represents methyl-triazolyl or methyl-pyridinyl.

The compounds in accordance with the present invention are encompassed within the generic scope of co-pending International Patent Application No. PCT/GB97/01946. There is, however, no specific

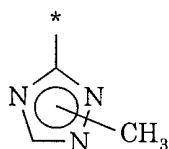
disclosure therein of compounds corresponding to those of formula I as defined above.

For use in medicine, the salts of the compounds of formula I will be pharmaceutically acceptable salts. Other salts may, however, be useful in the preparation of the compounds according to the invention or of their pharmaceutically acceptable salts. Suitable pharmaceutically acceptable salts of the compounds of this invention include acid addition salts which may, for example, be formed by mixing a solution of the compound according to the invention with a solution of a pharmaceutically acceptable acid such as hydrochloric acid, sulphuric acid, methanesulphonic acid, fumaric acid, maleic acid, succinic acid, acetic acid, benzoic acid, oxalic acid, citric acid, tartaric acid, carbonic acid or phosphoric acid.

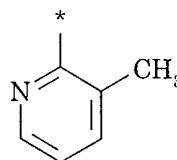
In the compounds of formula I above, the moiety Z suitably represents cyclobutyl.

Suitably, R¹ may represent pyridin-3-yl or 3-(pyridin-3-yl)phenyl.

The substituent R² suitably represents a ring of structure (a) or (b):



(a)

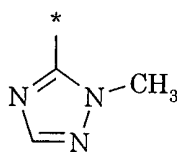


(b)

where the asterisk * denotes the point of attachment of the ring to the remainder of the molecule.

A particular moiety R² is represented by the structure (a) as depicted above. More particularly, the moiety R² may be represented by the structure (aa):

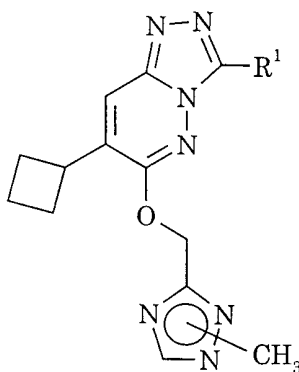
25



(aa)

where the asterisk * denotes the point of attachment of the ring to the remainder of the molecule.

5 A particular sub-class of compounds according to the invention is represented by the compounds of formula IIA, and pharmaceutically acceptable salts thereof:



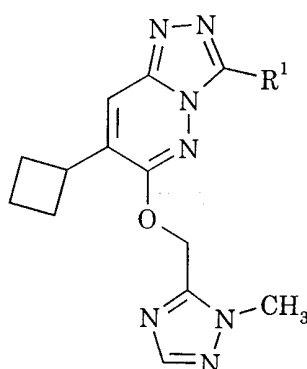
(IIA)

10

wherein R¹ is as defined above.

A particular subset of the compounds of formula IIA above is represented by the compounds of formula IIB, and pharmaceutically acceptable salts thereof:

15



(IIB)

wherein R¹ is as defined above.

Specific compounds within the scope of the present invention include:

- 5 6-(2-methyl-2*H*-1,2,4-triazol-3-ylmethoxy)-3-(pyridin-3-yl)-7-(pyrrolidin-1-yl)-1,2,4-triazolo[4,3-*b*]pyridazine;
 7-cyclobutyl-6-(2-methyl-2*H*-1,2,4-triazol-3-ylmethoxy)-3-(pyridin-3-yl)-1,2,4-triazolo[4,3-*b*]pyridazine;
 7-(1-methylcyclopentyl)-6-(2-methyl-2*H*-1,2,4-triazol-3-ylmethoxy)-3-(pyridin-3-yl)-1,2,4-triazolo[4,3-*b*]pyridazine;
 10 7-cyclobutyl-6-(2-methyl-2*H*-1,2,4-triazol-3-ylmethoxy)-3-[3-(pyridin-3-yl)phenyl]-1,2,4-triazolo[4,3-*b*]pyridazine;
 6-(2-methyl-2*H*-1,2,4-triazol-3-ylmethoxy)-3-[3-(pyridin-3-yl)phenyl]-7-(pyrrolidin-1-yl)-1,2,4-triazolo[4,3-*b*]pyridazine;
 15 7-(1-methylcyclopentyl)-6-(2-methyl-2*H*-1,2,4-triazol-3-ylmethoxy)-3-[3-(pyridin-3-yl)phenyl]-1,2,4-triazolo[4,3-*b*]pyridazine;
 7-cyclobutyl-6-(3-methylpyridin-2-ylmethoxy)-3-(pyridin-3-yl)-1,2,4-triazolo[4,3-*b*]pyridazine;
 and pharmaceutically acceptable salts thereof.

- 20 Also provided by the present invention is a method for the treatment and/or prevention of anxiety which comprises administering to a patient in need of such treatment an effective amount of a compound of formula I as defined above or a pharmaceutically acceptable salt thereof.

Further provided by the present invention is a method for the treatment and/or prevention of convulsions (e.g. in a patient suffering from epilepsy or a related disorder) which comprises administering to a patient in need of such treatment an effective amount of a compound of formula I as defined above or a pharmaceutically acceptable salt thereof.

The binding affinity (K_i) of the compounds according to the present invention for the $\alpha 3$ subunit of the human GABA_A receptor is conveniently as measured in the assay described hereinbelow. The $\alpha 3$ subunit binding affinity (K_i) of the compounds of the invention is ideally 10 nM or less, preferably 2 nM or less, and more preferably 1 nM or less.

The compounds according to the present invention will ideally elicit at least a 40%, preferably at least a 50%, and more preferably at least a 60%, potentiation of the GABA EC₂₀ response in stably transfected recombinant cell lines expressing the $\alpha 3$ subunit of the human GABA_A receptor. Moreover, the compounds of the invention will ideally elicit at most a 30%, preferably at most a 20%, and more preferably at most a 10%, potentiation of the GABA EC₂₀ response in stably transfected recombinant cell lines expressing the $\alpha 1$ subunit of the human GABA_A receptor.

The potentiation of the GABA EC₂₀ response in stably transfected cell lines expressing the $\alpha 3$ and $\alpha 1$ subunits of the human GABA_A receptor can conveniently be measured by procedures analogous to the protocol described in Wafford *et al.*, *Mol. Pharmacol.*, 1996, **50**, 670-678. The procedure will suitably be carried out utilising cultures of stably transfected eukaryotic cells, typically of stably transfected mouse Ltk-fibroblast cells.

The compounds according to the present invention exhibit anxiolytic activity, as may be demonstrated by a positive response in the elevated plus maze and conditioned suppression of drinking tests (cf. Dawson *et al.*, *Psychopharmacology*, 1995, **121**, 109-117). Moreover, the compounds of the invention are substantially non-sedating, as may be confirmed by an

appropriate result obtained from the response sensitivity (chain-pulling) test (cf. Bayley *et al.*, *J. Psychopharmacol.*, 1996, **10**, 206-213).

The compounds according to the present invention may also exhibit anticonvulsant activity. This can be demonstrated by the ability to block
5 pentylenetetrazole-induced seizures in rats and mice, following a protocol analogous to that described by Bristow *et al.* in *J. Pharmacol. Exp. Ther.*, 1996, **279**, 492-501.

In order to elicit their behavioural effects, the compounds of the invention will ideally be brain-penetrant; in other words, these compounds
10 will be capable of crossing the so-called "blood-brain barrier". Preferably, the compounds of the invention will be capable of exerting their beneficial therapeutic action following administration by the oral route.

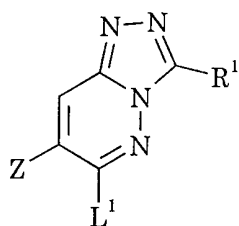
The invention also provides pharmaceutical compositions comprising one or more compounds of this invention in association with a
15 pharmaceutically acceptable carrier. Preferably these compositions are in unit dosage forms such as tablets, pills, capsules, powders, granules, sterile parenteral solutions or suspensions, metered aerosol or liquid sprays, drops, ampoules, auto-injector devices or suppositories; for oral,
parenteral, intranasal, sublingual or rectal administration, or for
20 administration by inhalation or insufflation. For preparing solid compositions such as tablets, the principal active ingredient is mixed with a pharmaceutical carrier, e.g. conventional tableting ingredients such as corn starch, lactose, sucrose, sorbitol, talc, stearic acid, magnesium stearate, dicalcium phosphate or gums, and other pharmaceutical
25 diluents, e.g. water, to form a solid preformulation composition containing a homogeneous mixture of a compound of the present invention, or a pharmaceutically acceptable salt thereof. When referring to these preformulation compositions as homogeneous, it is meant that the active ingredient is dispersed evenly throughout the composition so that the
30 composition may be readily subdivided into equally effective unit dosage forms such as tablets, pills and capsules. This solid preformulation

composition is then subdivided into unit dosage forms of the type described above containing from 0.1 to about 500 mg of the active ingredient of the present invention. Typical unit dosage forms contain from 1 to 100 mg, for example 1, 2, 5, 10, 25, 50 or 100 mg, of the active ingredient. The tablets
5 or pills of the novel composition can be coated or otherwise compounded to provide a dosage form affording the advantage of prolonged action. For example, the tablet or pill can comprise an inner dosage and an outer dosage component, the latter being in the form of an envelope over the former. The two components can be separated by an enteric layer which
10 serves to resist disintegration in the stomach and permits the inner component to pass intact into the duodenum or to be delayed in release. A variety of materials can be used for such enteric layers or coatings, such materials including a number of polymeric acids and mixtures of polymeric acids with such materials as shellac, cetyl alcohol and cellulose acetate.

15 The liquid forms in which the novel compositions of the present invention may be incorporated for administration orally or by injection include aqueous solutions, suitably flavoured syrups, aqueous or oil suspensions, and flavoured emulsions with edible oils such as cottonseed oil, sesame oil, coconut oil or peanut oil, as well as elixirs and similar
20 pharmaceutical vehicles. Suitable dispersing or suspending agents for aqueous suspensions include synthetic and natural gums such as tragacanth, acacia, alginate, dextran, sodium carboxymethylcellulose, methylcellulose, polyvinyl-pyrrolidone or gelatin.

In the treatment of anxiety, a suitable dosage level is about 0.01 to
25 250 mg/kg per day, preferably about 0.05 to 100 mg/kg per day, and especially about 0.05 to 5 mg/kg per day. The compounds may be administered on a regimen of 1 to 4 times per day.

The compounds of formula I as defined above may be prepared by a process which comprises reacting a compound of formula III with a
30 compound of formula IV:



(III)



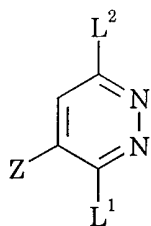
(IV)

wherein Z, R¹ and R² are as defined above; and L¹ represents a suitable leaving group.

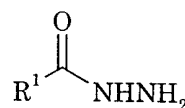
5 The leaving group L¹ is typically a halogen atom, especially chloro.

The reaction between compounds III and IV is conveniently effected by stirring the reactants in a suitable solvent, typically *N,N*-dimethylformamide or tetrahydrofuran, in the presence of a strong base such as sodium hydride, lithium bis(trimethylsilyl)amide or potassium
10 bis(trimethylsilyl)amide.

The intermediates of formula III above may be prepared by reacting a compound of formula V with a substantially equimolar amount of a hydrazine derivative of formula VI:



(V)



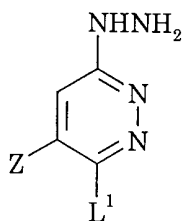
(VI)

15 wherein Z, R¹ and L¹ are as defined above, and L² represents a suitable leaving group; followed, if necessary, by separation of the resulting mixture of isomers by conventional means.

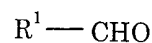
20 The leaving group L² is typically a halogen atom, especially chloro. In the intermediates of formula V, the leaving groups L¹ and L² may be the same or different, but are suitably the same, preferably both chloro.

The reaction between compounds V and VI is conveniently effected by heating the reactants in the presence of a proton source such as triethylamine hydrochloride, typically at reflux in an inert solvent such as xylene or 1,4-dioxane.

- 5 Alternatively, the intermediates of formula III above may be prepared by reacting a hydrazine derivative of formula VII with an aldehyde derivative of formula VIII:



(VII)



(VIII)

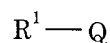
10

wherein Z, R¹ and L¹ are as defined above; followed by cyclization of the intermediate Schiff's base thereby obtained.

- The reaction between compounds VII and VIII is conveniently effected under acidic conditions, for example in the presence of a mineral acid such as hydrochloric acid. Cyclization of the resulting Schiff's base intermediate may then conveniently be carried out by treatment with
- 15 iron(III) chloride in a suitable solvent, e.g. an alcoholic solvent such as ethanol, at an elevated temperature, typically at a temperature in the region of 60-70°C.

- 20 The intermediates of formula VII above may be prepared by reacting the appropriate compound of formula V as defined above with hydrazine hydrate, typically in 1,4-dioxane at the reflux temperature of the solvent; followed, if necessary, by separation of the resulting mixture of isomers by conventional means.

In an alternative approach, the intermediates of formula III above may be prepared by reacting the hydrazine derivative of formula VII as defined above with a compound of formula IX:

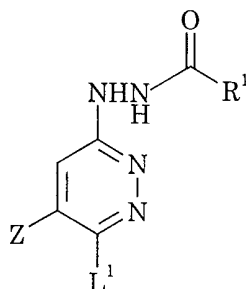


5

(IX)

wherein R^1 is as defined above, and Q represents a reactive carboxylate moiety; followed by cyclization of the hydrazide derivative of formula X thereby obtained:

10



(X)

wherein Z, R^1 and L^1 are as defined above.

Suitable values for the reactive carboxylate moiety Q include esters, for example C_{1-4} alkyl esters; acid anhydrides, for example mixed anhydrides with C_{1-4} alkanolic acids; acid halides, for example acid chlorides; and acylimidazoles. Suitably, Q represents an acid chloride moiety.

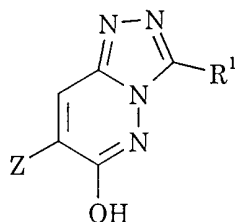
The reaction between compounds VII and IX is conveniently effected under basic conditions, e.g. in the presence of triethylamine, suitably in an inert solvent such as diethyl ether, and typically at a temperature in the region of 0°C. Cyclization of the resulting compound of formula X may

20

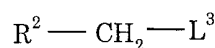
then conveniently be carried out by treatment with 1,2-dibromo-1,1,2,2-tetrachloroethane and triphenylphosphine, in the presence of a base such as triethylamine, suitably in an inert solvent such as acetonitrile, and typically at a temperature in the region of 0°C.

5 The reaction between compound V and hydrazine hydrate or compound VI will, as indicated above, usually give rise to a mixture of isomeric products depending upon whether the hydrazine nitrogen atom displaces the leaving group L¹ or L². Thus, in addition to the required product of formula III or VII, the alternative isomer will usually be
10 obtained to some extent. For this reason it will generally be necessary to separate the resulting mixture of isomers by conventional methods such as chromatography.

 In another procedure, the compounds of formula I as defined above may be prepared by a process which comprises reacting a compound of
15 formula XI with a compound of formula XII:



(XI)



(XII)

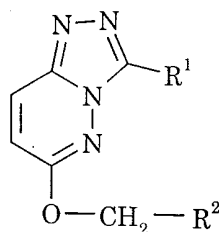
 wherein Z, R¹ and R² are as defined above, and L³ represents a suitable
20 leaving group.

 The leaving group L³ is suitably a halogen atom, typically chloro or bromo.

 The reaction between compounds XI and XII is conveniently effected by stirring the reactants in a suitable solvent, typically *N,N*-
25 dimethylformamide, in the presence of a strong base such as sodium hydride.

The intermediates of formula XI above may conveniently be prepared by reacting a compound of formula III as defined above with an alkali metal hydroxide, e.g. sodium hydroxide. The reaction is conveniently effected in an inert solvent such as aqueous 1,4-dioxane, ideally at the reflux temperature of the solvent.

In a further procedure, the compounds of formula I wherein Z represents cyclobutyl or 1-methylcyclopentyl may be prepared by a process which comprises reacting a compound of formula Z-CO₂H with a compound of formula XIII:



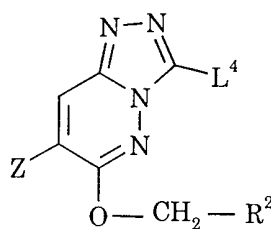
(XIII)

wherein Z, R¹ and R² are as defined above; in the presence of silver nitrate and ammonium persulphate.

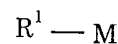
The reaction is conveniently carried out under acidic conditions in a suitable solvent, for example using sulphuric acid in water or aqueous acetonitrile, typically at an elevated temperature.

The intermediates of formula XIII correspond to the compounds of formula I as defined above wherein Z is hydrogen, and they may therefore be prepared by methods analogous to those described above for preparing the corresponding compounds of formula I.

In a still further procedure, the compounds of formula I as defined above may be prepared by a process which comprises reacting a compound of formula XIV with a compound of formula XV:



(XIV)



(XV)

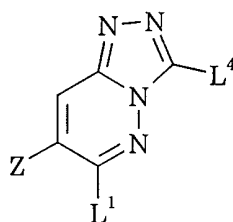
wherein Z, R¹ and R² are as defined above, M represents -B(OH)₂ or
 -Sn(Alk)₃ in which Alk represents a C₁₋₆ alkyl group, typically *n*-butyl, and
 5 L⁴ represents a suitable leaving group; in the presence of a transition
 metal catalyst.

The leaving group L⁴ is suitably a halogen atom, e.g. bromo.

A suitable transition metal catalyst of use in the reaction between
 compounds XIV and XV comprises dichlorobis(triphenylphosphine)-
 10 palladium(II) or tetrakis(triphenylphosphine)palladium(0).

The reaction between compounds XIV and XV is conveniently
 effected in an inert solvent such as *N,N*-dimethylformamide, typically at
 an elevated temperature.

The intermediates of formula XIV may be prepared by reacting a
 15 compound of formula IV as defined above with a compound of formula XVI:



(XVI)

wherein Z, L¹ and L⁴ are as defined above; under conditions analogous to
 20 those described above for the reaction between compounds III and IV.

The intermediates of formula IV above may be prepared by the procedures described in EP-A-0421210, or by methods analogous thereto.

Where they are not commercially available, the starting materials of formula V, VI, VIII, IX, XII, XV and XVI may be prepared by methods
5 analogous to those described in the accompanying Examples, or by standard methods well known from the art.

During any of the above synthetic sequences it may be necessary and/or desirable to protect sensitive or reactive groups on any of the molecules concerned. This may be achieved by means of conventional
10 protecting groups, such as those described in *Protective Groups in Organic Chemistry*, ed. J.F.W. McOmie, Plenum Press, 1973; and T.W. Greene & P.G.M. Wuts, *Protective Groups in Organic Synthesis*, John Wiley & Sons, 1991. The protecting groups may be removed at a convenient subsequent stage using methods known from the art.

15 The following Examples illustrate the preparation of compounds according to the invention.

The compounds in accordance with this invention potently inhibit the binding of [³H]-flumazenil to the benzodiazepine binding site of human GABA_A receptors containing the $\alpha 2$ or $\alpha 3$ subunit stably expressed in Ltk-
20 cells.

Reagents

- Phosphate buffered saline (PBS).
- Assay buffer: 10 mM KH₂PO₄, 100 mM KCl, pH 7.4 at room temperature.
- 25 • [³H]-Flumazenil (18 nM for $\alpha 1\beta 3\gamma 2$ cells; 18 nM for $\alpha 2\beta 3\gamma 2$ cells; 10 nM for $\alpha 3\beta 3\gamma 2$ cells) in assay buffer.
- Flunitrazepam 100 μ M in assay buffer.
- Cells resuspended in assay buffer (1 tray to 10 ml).

30 *Harvesting Cells*

Supernatant is removed from cells. PBS (approximately 20 ml) is added. The cells are scraped and placed in a 50 ml centrifuge tube. The procedure is repeated with a further 10 ml of PBS to ensure that most of the cells are removed. The cells are pelleted by centrifuging for 20 min at 3000 rpm in a benchtop centrifuge, and then frozen if desired. The pellets are resuspended in 10 ml of buffer per tray (25 cm x 25 cm) of cells.

Assay

Can be carried out in deep 96-well plates or in tubes. Each tube contains:

- 300 μ l of assay buffer.
- 50 μ l of [3 H]-flumazenil (final concentration for $\alpha 1\beta 3\gamma 2$: 1.8 nM; for $\alpha 2\beta 3\gamma 2$: 1.8 nM; for $\alpha 3\beta 3\gamma 2$: 1.0 nM).
- 50 μ l of buffer or solvent carrier (e.g. 10% DMSO) if compounds are dissolved in 10% DMSO (total); test compound or flunitrazepam (to determine non-specific binding), 10 μ M final concentration.
- 100 μ l of cells.

Assays are incubated for 1 hour at 40°C, then filtered using either a Tomtec or Brandel cell harvester onto GF/B filters followed by 3 x 3 ml washes with ice cold assay buffer. Filters are dried and counted by liquid scintillation counting. Expected values for total binding are 3000-4000 dpm for total counts and less than 200 dpm for non-specific binding if using liquid scintillation counting, or 1500-2000 dpm for total counts and less than 200 dpm for non-specific binding if counting with meltilex solid scintillant. Binding parameters are determined by non-linear least squares regression analysis, from which the inhibition constant K_i can be calculated for each test compound.

The compounds of the accompanying Examples were tested in the above assay, and all were found to possess a K_i value for displacement of [3 H]-flumazenil from the $\alpha 2$ and/or $\alpha 3$ subunit of the human GABA_A receptor of 100 nM or less.

EXAMPLE 1

5 6-(2-Methyl-2H-1,2,4-triazol-3-ylmethoxy)-3-(pyridin-3-yl)-7-(pyrrolidin-1-yl)-1,2,4-triazolo[4,3-b]pyridazine

a) 4-Bromo-1,2-dihydropyridazine-3,6-dione

A mixture of bromomaleic anhydride (50 g, 283 mmol) and sodium acetate (76.5 g, 562 mmol) in 40% acetic acid/water (750 ml) was treated
10 with hydrazine monohydrate (16.5 ml, 339 mmol) at room temperature under nitrogen. The brown solution was stirred and heated at 100°C for 18 h. Upon cooling the mixture was poured into water (1 l) and extracted with ethyl acetate (6 x 500 ml). The combined extracts were dried (MgSO₄), filtered and evaporated to afford the title *pyridazine* (20 g, 37%)
15 as an orange solid. ¹H NMR (250 MHz, d₆-DMSO) 7.68 (br s). MS (ES⁺) 193 [MH]⁺, 191 [MH]⁺. This material was used without further purification.

b) 4-Bromo-3,6-dichloropyridazine

20 A solution of 4-bromo-1,2-dihydropyridazine-3,6-dione (10 g, 52 mmol) in phosphorus oxychloride (100 ml) was stirred and heated at 100°C under nitrogen for 16 h. Upon cooling the excess phosphorus oxychloride was removed *in vacuo*. The residue was azeotroped with toluene (x2), then taken up in dichloromethane/water. The mixture was carefully basified
25 with sodium hydrogen carbonate (solid). It was necessary to dilute the mixture further to get two clear layers. The two layers were separated and the aqueous was extracted with dichloromethane (x3). The combined extracts were dried (Na₂SO₄), filtered and evaporated. The residue was purified by chromatography on silica gel, eluting with dichloromethane to
30 afford the title *pyridazine* (5.0 g, 42%) as a colourless solid. ¹H NMR (250 MHz, CDCl₃) 7.68 (br s). MS (ES⁺) 230 [MH]⁺, 228 [MH]⁺.

c) 3,6-Dichloro-4-(pyrrolidin-1-yl)pyridazine

Pyrrolidine (3.36 ml, 40 mmol) was added to a stirred solution/suspension of 4-bromo-3,6-dichloropyridazine (8.3 g, 36 mmol) and potassium carbonate (13.8 g, 0.1 mol) in dry DMF (100 ml) at room temperature under nitrogen. The mixture was stirred at room temperature for 16 h, then at 60°C for 3 h. The reaction was poured into water (250 ml). The aqueous was extracted with ethyl acetate (x3). The combined extracts were dried (MgSO₄), filtered and evaporated. The residue was purified by chromatography on silica gel, eluting with 0.5% methanol/dichloromethane to afford the title *pyridazine* (7.2 g, 92%) as a colourless oil. ¹H NMR (250 MHz, CDCl₃) 2.00-2.05 (4H, m), 3.61-3.69 (4H, m), 6.46 (1H, s). MS (ES⁺) 218 [MH]⁺, 220 [MH]⁺.

15 d) 3-Chloro-6-hydrazino-4-(pyrrolidin-1-yl)pyridazine

3,6-Dichloro-4-(pyrrolidin-1-yl)pyridazine (7.2 g, 33 mmol) and hydrazine hydrate (9.96 g, 0.2 mol) were heated at reflux in dioxan (130 ml) for 6 h. Upon cooling the desired isomer crystallized from the reaction and was collected by filtration (4.1 g, 58%). ¹H NMR (250 MHz, d₆-DMSO) 1.79-1.84 (4H, m), 3.25-3.40 (4H, m), 4.12 (2H, br), 6.09 (1H, s), 7.47 (1H, s). MS (ES⁺) 214 [MH]⁺, 216 [MH]⁺.

e) N-[6-Chloro-5-(pyrrolidin-1-yl)pyridazin-3-yl]-N'-(3-pyridylidene)hydrazine

25 3-Chloro-6-hydrazino-4-(pyrrolidin-1-yl)pyridazine (1.0 g, 4.69 mmol) and 3-pyridinecarboxaldehyde (443 ml, 4.69 mmol) were stirred in 0.2M hydrochloric acid (20 ml) for 2 h. The precipitated imine was then collected by filtration and dried (1.06 g, 75%). MS (ES⁺) 303 [MH]⁺, 305 [MH]⁺.

30

f) 6-Chloro-3-(pyridin-3-yl)-7-(pyrrolidin-1-yl)-1,2,4-triazolo[4,3-
b]pyridazine

Ferric chloride (4.74 g, 17.55 mmol) in ethanol (10 ml) was added dropwise to a solution of imine (1.06 g, 3.51 mmol) in ethanol (60 ml)
5 heated at 60°C. After 6 h the reaction mixture was partitioned between dichloromethane (250 ml) and brine (250 ml). The organic phase was dried (MgSO₄), filtered and evaporated. The residue was purified by chromatography on silica gel, eluting with ethyl acetate-hexane mixtures to afford the title *pyridazine* (0.72 g, 67%). MS (ES⁺) 301 [MH]⁺, 303
10 [MH]⁺.

g) 6-(2-Methyl-2H-1,2,4-triazol-3-ylmethoxy)-3-(pyridin-3-yl)-7-(
pyrrolidin-1-yl)-1,2,4-triazolo[4,3-b]pyridazine

Sodium hydride (60% dispersion in oil, 16 mg, 0.41 mmol) was
15 added to a solution of (2-methyl-2H-1,2,4-triazol-3-yl)methanol (EP-A-421210; 40 mg, 0.35 mmol) in dry DMF (2 ml) at room temperature. After 1 h at room temperature a solution of 6-chloro-3-(pyridin-3-yl)-7-(pyrrolidin-1-yl)-1,2,4-triazolo[4,3-b]pyridazine (100 mg, 0.33 mmol) was added and the reaction stirred for 18 h. The residue was partitioned
20 between dichloromethane and water. The aqueous was further extracted with dichloromethane (2 x 100 ml). The combined extracts were dried (Na₂SO₄), filtered and evaporated. The residue was purified by chromatography on silica gel, eluting with 0-10% ethyl acetate-methanol to afford the title *pyridazine* (75 mg, 60%). ¹H NMR (250 MHz, CDCl₃)
25 1.99-2.04 (4H, m), 3.52-3.57 (4H, m), 4.01 (3H, s), 5.65 (2H, s), 6.69 (1H, s), 7.57 (1H, q, *J* = 7.7, 4.8 Hz), 7.97 (1H, s), 8.60-8.68 (2H, m), 9.51 (1H, d, *J* = 1.6 Hz); MS (ES⁺) 378 [MH]⁺.

EXAMPLE 2**7-Cyclobutyl-6-(2-methyl-2H-1,2,4-triazol-3-ylmethoxy)-3-(pyridin-3-yl)-1,2,4-triazolo[4,3-b]pyridazine**

5

a) 3,6-Dichloro-4-cyclobutylpyridazine

3,6-Dichloropyridazine (10 g) was suspended in water (200 ml) and H₂SO₄ (19.7g), cyclobutane carboxylic acid (32.7 g) was added and the reaction degassed under N₂ at 70°C. Silver nitrate (2.28 g) was added
10 followed by dropwise addition of ammonium persulfate (45.9 g) in water (120 ml). After an additional 1 h heating at 70°C, the reaction was poured onto ice, basified to pH 8-9 with aqueous ammonium hydroxide and extracted into ethyl acetate (3 x 500 ml), dried (MgSO₄) and evaporated to dryness. Purified with hexane-ethyl acetate mixtures to obtain pure
15 product (13.4 g). ¹NMR (360MHz, CDCl₃) δ 1.57 (2H, m), 1.82 (4H, m), 2.20 (1H, m), 3.30 (1H, m), 7.38 (1H, s); MS (ES⁺) m/e 217 [MH]⁺.

b) 3-Chloro-4-cyclobutyl-6-hydrazinopyridazine

3,6-Dichloro-4-cyclobutylpyridazine (22.5 g, 0.11 mol) and hydrazine
20 hydrate (34 ml, 0.66 mol) were heated at reflux in dioxan (280 ml) for 24 h. Upon cooling the desired isomer crystallized from the reaction and was collected by filtration (13.28 g, 64%). ¹H NMR (250 MHz, d₆-DMSO) 1.68-1.86 (1H, m), 2.00-2.11 (3H, m), 2.29-2.38 (2H, m), 3.52-3.61 (1H, m), 4.35 (2H, br), 6.99 (1H, s), 8.06 (1H, br); MS (ES⁺) m/e 198 [MH]⁺, 200 [MH]⁺.

25

c) 7-Cyclobutyl-6-(2-methyl-2H-1,2,4-triazol-3-ylmethoxy)-3-(pyridin-3-yl)-1,2,4-triazolo[4,3-b]pyridazine

3-Chloro-4-cyclobutyl-6-hydrazinopyridazine was used in an analogous procedure as outlined in Example 1 Steps e), f) and g) to afford
30 the title *pyridazine*. ¹NMR (250MHz, CDCl₃) δ 1.87-2.01 (1H, m), 2.10-2.29 (3H, m), 2.36-2.47 (2H, m), 3.65-3.77 (1H, m), 4.01 (3H, s), 5.66 (2H,

s), 7.63 (1H, dd, $J = 7.9, 5.1$ Hz), 7.94 (1H, d, $J = 1.5$ Hz), 7.97 (1H, s), 8.67-8.76 (2H, m), 9.59 (1H, s); MS (ES⁺) m/e 363 [MH]⁺.

EXAMPLE 3

5

7-(1-Methylcyclopentyl)-6-(2-methyl-2H-1,2,4-triazol-3-ylmethoxy)-3-(pyridin-3-yl)-1,2,4-triazolo[4,3-b]pyridazine

Prepared in an analogous procedure as outlined in Example 2 Steps a) and b), using 1-methylcyclopentane carboxylic acid in Step a), and
10 Example 1 Steps e), f) and g), to afford the title *pyridazine*. ¹NMR (250MHz, CDCl₃) δ 1.31 (3H, s), 1.68-1.95 (8H, m), 3.96 (3H, s), 5.64 (2H, s), 7.40 (1H, dd, $J = 7.9, 4.8$ Hz), 7.60-7.75 (2H, m), 7.94 (1H, s), 7.97-8.02 (2H, m), 8.44-8.47 (1H, m), 8.60-8.69 (2H, m), 8.96 (1H, m); MS (ES⁺) m/e 439 [MH]⁺.

15

EXAMPLE 4

7-Cyclobutyl-6-(2-methyl-2H-1,2,4-triazol-3-ylmethoxy)-3-[3-(pyridin-3-yl)phenyl]-1,2,4-triazolo[4,3-b]pyridazine

20

a) 3-(Pyridin-3-yl)benzaldehyde

3-Bromobenzaldehyde (5 g, 27 mmol), diethyl (pyridin-3-yl)borane (3.97 g, 27 mmol) and potassium carbonate (11 g, 81 mmol) were dissolved in ethylene glycol dimethyl ether and water (40 ml, 2:1) and degassed
25 under N₂ then heated at 80°C for 18 h after addition of tetrakis(triphenylphosphine) palladium(0) (0.2 g). The reaction was then diluted with ethyl acetate and water (200 ml, 1:1) and passed through a hyflo filter plug, the separated organic phase was washed with brine, dried (MgSO₄) and evaporated to dryness. Purified on SiO₂ eluting with 25-50%
30 ethyl acetate-hexane to afford the title compound (3.6 g, 73%). MS (ES⁺) m/e 184 [MH]⁺.

b) 7-Cyclobutyl-6-(2-methyl-2H-1,2,4-triazol-3-ylmethoxy)-3-[3-(pyridin-3-yl)phenyl]-1,2,4-triazolo[4,3-b]pyridazine

Prepared in an analogous procedure as outlined in Example 2 using
5 3-(pyridin-3-yl)benzaldehyde in place of 3-pyridinecarboxaldehyde to
afford the title *pyridazine*. ¹NMR (250MHz, CDCl₃) δ 1.72-1.88 (1H, m),
2.06-2.25 (3H, m), 2.31-2.44 (2H, m), 3.54-3.68 (1H, m), 3.99 (3H, s), 5.61
(2H, s), 7.39 (1H, dd, *J* = 7.7, 4.6 Hz), 7.63-7.71 (2H, m), 7.85 (1H, d, *J* =
1.5 Hz), 7.92 (1H, s), 7.97-8.02 (1H, m), 8.36-8.47 (1H, m), 8.61-8.65 (1H,
10 m), 8.66-8.69 (1H, m), 8.94 (1H, d, *J* = 2 Hz); MS (ES⁺) *m/e* 439 [MH]⁺.

EXAMPLE 5

15 6-(2-Methyl-2H-1,2,4-triazol-3-ylmethoxy)-3-[3-(pyridin-3-yl)phenyl]-7-(pyrrolidin-1-yl)-1,2,4-triazolo[4,3-b]pyridazine

Prepared in an analogous procedure as outlined in Example 1 using
3-(pyridin-3-yl)benzaldehyde in place of 3-pyridinecarboxaldehyde in Step
e) to afford the title *pyridazine*. ¹NMR (250MHz, d₆-DMSO) δ 2.07-2.18
(4H, m), 3.68-3.77 (4H, m), 4.15 (3H, s), 5.94 (2H, s), 7.08 (1H, s), 7.74 (1H,
20 dd, *J* = 8, 4.8 Hz), 7.93 (1H, t, *J* = 7.8 Hz), 8.07-8.10 (1H, m), 8.22 (1H, s),
8.40-8.43 (1H, m), 8.55-8.60 (1H, m), 8.84-8.87 (1H, m), 8.93 (1H, s), 9.23
(1H, d, *J* = 2.2 Hz); MS (ES⁺) *m/e* 454 [MH]⁺.

EXAMPLE 6

25

7-(1-Methylcyclopentyl)-6-(2-methyl-2H-1,2,4-triazol-3-ylmethoxy)-3-[3-(pyridin-3-yl)phenyl]-1,2,4-triazolo[4,3-b]pyridazine

Prepared in an analogous procedure as outlined in Example 3 using
3-(pyridin-3-yl)benzaldehyde in place of 3-pyridinecarboxaldehyde to
30 afford the title *pyridazine*. ¹NMR (250MHz, CDCl₃) δ 1.31 (3H, s), 1.68-
1.92 (8H, m), 3.96 (3H, s), 5.63 (2H, s), 7.38-7.42 (1H, m), 7.64-7.75 (2H,

m), 7.94-8.02 (3H, m), 8.47-8.57 (1H, m), 8.58-8.64 (1H, m), 8.72 (1H, s), 8.96 (1H, d); MS (ES⁺) m/e 467 [MH]⁺.

EXAMPLE 7

5

7-Cyclobutyl-6-(3-methylpyridin-2-ylmethoxy)-3-(pyridin-3-yl)-1,2,4-triazolo[4,3-*b*]pyridazine

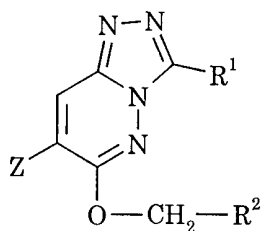
Sodium hydride (60% dispersion in oil, 13.4 mg, 0.34 mmol) was added to a solution of (3-methylpyridin-2-yl)methanol (38 mg, 0.31 mmol) in dry DMF (1 ml) at room temperature. After 1 h at room temperature a solution of 6-chloro-7-cyclobutyl-3-(pyridin-3-yl)-1,2,4-triazolo[4,3-*b*]pyridazine (80 mg, 0.28 mmol) was added and the reaction stirred for 18 h. The reaction mixture was diluted with water (10 ml) and stirred for 10 minutes after which time the mixture was filtered and the residue washed, first with water, then with diethyl ether. The residue was purified by chromatography on silica gel, eluting with 0-5% dichloromethane-methanol to afford the title *pyridazine* (15.1 mg, 14%). ¹NMR (250 MHz, CDCl₃) δ 1.83-1.89 (1H, m), 1.96-2.23 (3H, m), 2.28-2.40 (2H, m), 2.43 (3H, s), 3.57-3.67 (1H, m), 5.59 (2H, s), 7.23 (1H, m), 7.45-7.50 (1H, m), 7.58-7.61 (1H, d, *J* = 7.6 Hz), 7.85 (1H, d, *J* = 1.5 Hz), 8.49 (1H, m), 8.66 (2H, m), 9.71 (1H, br s). MS (ES⁺) m/e 373 [MH]⁺.

10
15
20

CLAIMS:

1. A compound of formula I, or a pharmaceutically acceptable salt thereof:

5



(I)

wherein

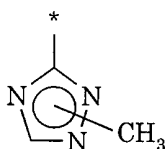
Z represents cyclobutyl, 1-methylcyclopentyl or pyrrolidin-1-yl;

R¹ represents pyridin-3-yl or pyridin-3-ylphenyl; and

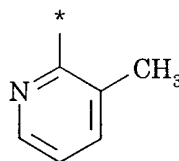
10

R² represents methyl-triazolyl or methyl-pyridinyl.

2. A compound as claimed in claim 1 wherein R² represents a ring of structure (a) or (b):



(a)



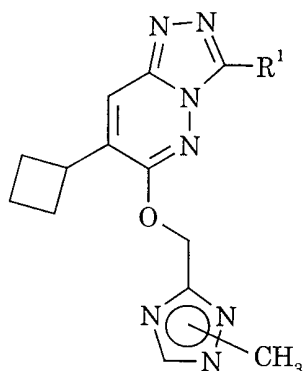
(b)

15

where the asterisk * denotes the point of attachment of the ring to the remainder of the molecule.

20

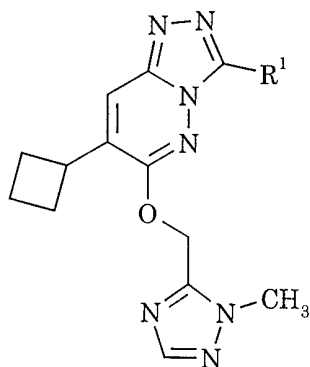
3. A compound as claimed in claim 1 represented by formula IIA, and pharmaceutically acceptable salts thereof:



(IIA)

wherein R¹ is as defined in claim 1.

- 5 4. A compound as claimed in claim 3 represented by formula IIB, and pharmaceutically acceptable salts thereof:



(IIB)

wherein R¹ is as defined in claim 1.

10

5. A compound selected from:

- 6-(2-methyl-2*H*-1,2,4-triazol-3-ylmethoxy)-3-(pyridin-3-yl)-7-(pyrrolidin-1-yl)-1,2,4-triazolo[4,3-*b*]pyridazine;
- 7-cyclobutyl-6-(2-methyl-2*H*-1,2,4-triazol-3-ylmethoxy)-3-(pyridin-3-yl)-1,2,4-triazolo[4,3-*b*]pyridazine;
- 15 7-(1-methylcyclopentyl)-6-(2-methyl-2*H*-1,2,4-triazol-3-ylmethoxy)-3-(pyridin-3-yl)-1,2,4-triazolo[4,3-*b*]pyridazine;

7-cyclobutyl-6-(2-methyl-2*H*-1,2,4-triazol-3-ylmethoxy)-3-[3-(pyridin-3-yl)phenyl]-1,2,4-triazolo[4,3-*b*]pyridazine;

6-(2-methyl-2*H*-1,2,4-triazol-3-ylmethoxy)-3-[3-(pyridin-3-yl)phenyl]-7-(pyrrolidin-1-yl)-1,2,4-triazolo[4,3-*b*]pyridazine;

5 7-(1-methylcyclopentyl)-6-(2-methyl-2*H*-1,2,4-triazol-3-ylmethoxy)-3-[3-(pyridin-3-yl)phenyl]-1,2,4-triazolo[4,3-*b*]pyridazine;

7-cyclobutyl-6-(3-methylpyridin-2-ylmethoxy)-3-(pyridin-3-yl)-1,2,4-triazolo[4,3-*b*]pyridazine;

and pharmaceutically acceptable salts thereof.

10

6. A pharmaceutical composition comprising a compound of formula I as defined in claim 1 or a pharmaceutically acceptable salt thereof in association with a pharmaceutically acceptable carrier.

15

7. The use of a compound as claimed in any one of claims 1 to 5 for the manufacture of a medicament for the treatment and/or prevention of anxiety.

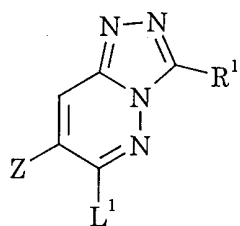
20

8. The use of a compound as claimed in any one of claims 1 to 5 for the manufacture of a medicament for the treatment and/or prevention of convulsions.

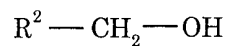
9. A process for the preparation of a compound as claimed in claim 1, which comprises:

25

(A) reacting a compound of formula III with a compound of formula IV:



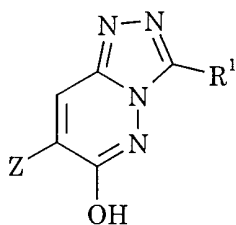
(III)



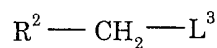
(IV)

wherein Z, R¹ and R² are as defined in claim 1, and L¹ represents a suitable leaving group; or

- 5 (B) reacting a compound of formula XI with a compound of formula XII:



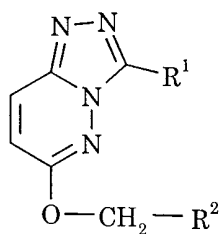
(XI)



(XII)

- 10 wherein Z, R¹ and R² are as defined in claim 1, and L³ represents a suitable leaving group; or

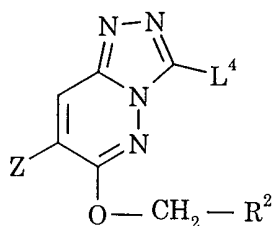
(C) reacting a compound of formula Z-CO₂H with a compound of formula XIII:



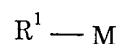
(XIII)

wherein Z represents cyclobutyl or 1-methylcyclopentyl, and R¹ and R² are as defined in claim 1; in the presence of silver nitrate and ammonium persulphate; or

(D) reacting a compound of formula XIV with a compound of
5 formula XV:



(XIV)



(XV)

wherein Z, R¹ and R² are as defined in claim 1, M represents -B(OH)₂ or
10 -Sn(Alk)₃ in which Alk represents a C₁₋₆ alkyl group, and L⁴ represents a suitable leaving group; in the presence of a transition metal catalyst.

10. A method for the treatment and/or prevention of anxiety
which comprises administering to a patient in need of such treatment an
15 effective amount of a compound of formula I as defined in claim 1 or a pharmaceutically acceptable salt thereof.

11. A method for the treatment and/or prevention of convulsions
which comprises administering to a patient in need of such treatment an
20 effective amount of a compound of formula I as defined in claim 1 or a pharmaceutically acceptable salt thereof.

INTERNATIONAL SEARCH REPORT

Intern. Application No PCT/GB 99/00107

A. CLASSIFICATION OF SUBJECT MATTER
 IPC 6 C07D487/04 A61K31/50 A61K31/41 //C07D478/04,249:00,237:00

According to International Patent Classification (IPC) or to both national classification and IPC

B. FIELDS SEARCHED

Minimum documentation searched (classification system followed by classification symbols)
 IPC 6 C07D

Documentation searched other than minimum documentation to the extent that such documents are included in the fields searched

Electronic data base consulted during the international search (name of data base and, where practical, search terms used)

C. DOCUMENTS CONSIDERED TO BE RELEVANT

Category °	Citation of document, with indication, where appropriate, of the relevant passages	Relevant to claim No.
A	EP 0 085 840 A (LEPETIT SPA) 17 August 1983 cited in the application see page 69 - page 71; example 1 see page 61, line 1 - page 66, line 12 ---	1-11
A	GB 1 589 237 A (AMERICAN CYANAMID CO) 7 May 1981 cited in the application see page 32 - page 33; claim 1 see page 8, line 14 - page 10, line 4 ---	1-11
P,X	WO 98 04559 A (GUIBLIN ALEXANDER RICHARD ;MERCK SHARP & DOHME (GB); MOORE KEVIN W) 5 February 1998 cited in the application see page 181 - page 201; claims -----	1-11

Further documents are listed in the continuation of box C.

Patent family members are listed in annex.

° Special categories of cited documents :

- *A* document defining the general state of the art which is not considered to be of particular relevance
- *E* earlier document but published on or after the international filing date
- *L* document which may throw doubts on priority claim(s) or which is cited to establish the publication date of another citation or other special reason (as specified)
- *O* document referring to an oral disclosure, use, exhibition or other means
- *P* document published prior to the international filing date but later than the priority date claimed

- *T* later document published after the international filing date or priority date and not in conflict with the application but cited to understand the principle or theory underlying the invention
- *X* document of particular relevance; the claimed invention cannot be considered novel or cannot be considered to involve an inventive step when the document is taken alone
- *Y* document of particular relevance; the claimed invention cannot be considered to involve an inventive step when the document is combined with one or more other such documents, such combination being obvious to a person skilled in the art.
- *Z* document member of the same patent family

Date of the actual completion of the international search

20 April 1999

Date of mailing of the international search report

07. 05. 99

Name and mailing address of the ISA

European Patent Office, P.B. 5818 Patentlaan 2
 NL - 2280 HV Rijswijk
 Tel. (+31-70) 340-2040, Tx. 31 651 epo nl,
 Fax: (+31-70) 340-3016

Authorized officer

Fink, D

INTERNATIONAL SEARCH REPORT

International application No.
PCT/GB 99/00107

Box I Observations where certain claims were found unsearchable (Continuation of item 1 of first sheet)

This International Search Report has not been established in respect of certain claims under Article 17(2)(a) for the following reasons:

1. Claims Nos.:
because they relate to subject matter not required to be searched by this Authority, namely:

Although claims 10 and 11 are directed to a method of treatment of the human/animal body, the search has been carried out and based on the alleged effects of the compound/composition.
2. Claims Nos.:
because they relate to parts of the International Application that do not comply with the prescribed requirements to such an extent that no meaningful International Search can be carried out, specifically:
3. Claims Nos.:
because they are dependent claims and are not drafted in accordance with the second and third sentences of Rule 6.4(a).

Box II Observations where unity of invention is lacking (Continuation of item 2 of first sheet)

This International Searching Authority found multiple inventions in this international application, as follows:

1. As all required additional search fees were timely paid by the applicant, this International Search Report covers all searchable claims.
2. As all searchable claims could be searched without effort justifying an additional fee, this Authority did not invite payment of any additional fee.
3. As only some of the required additional search fees were timely paid by the applicant, this International Search Report covers only those claims for which fees were paid, specifically claims Nos.:
4. No required additional search fees were timely paid by the applicant. Consequently, this International Search Report is restricted to the invention first mentioned in the claims; it is covered by claims Nos.:

Remark on Protest

- The additional search fees were accompanied by the applicant's protest.
- No protest accompanied the payment of additional search fees.

INTERNATIONAL SEARCH REPORT

Information on patent family members

International Application No

PCT/GB 99/00107

Patent document cited in search report	Publication date	Patent family member(s)	Publication date
EP 0085840 A	17-08-1983	AT 22562 T	15-10-1986
		AU 564026 B	30-07-1987
		AU 1055083 A	28-07-1983
		CA 1214168 A	18-11-1986
		DK 17983 A,B,	19-07-1983
		FI 830100 A,B,	19-07-1983
		GR 78442 A	27-09-1984
		IE 55032 B	09-05-1990
		JP 1723901 C	24-12-1992
		JP 4008428 B	17-02-1992
		JP 58124786 A	25-07-1983
		PH 21834 A	17-03-1988
		PT 76107 A	01-02-1983
		US 4788186 A	29-11-1988
		ZA 8300224 A	26-10-1983
		GB 1589237 A	07-05-1981
AR 218036 A	15-05-1980		
AR 217886 A	30-04-1980		
AT 361495 B	10-03-1981		
AT 652179 A	15-08-1980		
AT 360034 B	10-12-1980		
AT 677577 A	15-05-1980		
AU 513760 B	18-12-1980		
AU 2899577 A	29-03-1979		
BE 858949 A	22-03-1978		
BG 29287 A	15-10-1980		
CA 1080712 A	01-07-1980		
DD 132586 A	11-10-1978		
DE 2741763 A	23-03-1978		
DK 417377 A	23-03-1978		
FI 772802 A	23-03-1978		
FR 2442848 A	27-06-1980		
GR 71699 A	21-06-1983		
JP 53040798 A	13-04-1978		
LU 78150 A	23-01-1978		
MW 2177 A	13-06-1979		
NL 7710389 A	28-03-1978		
PH 13960 A	12-11-1980		
PT 67067 A,B	01-10-1977		
SE 7710595 A	25-05-1978		
ZA 7705110 A	28-03-1979		
ZM 6677 A	19-07-1979		
CU 34774 A	10-01-1981		
US 4112095 A	05-09-1978		
PH 12424 A	15-02-1979		
US 4117130 A	26-09-1978		
WO 9804559 A	05-02-1998	AU 3551997 A	20-02-1998
		AU 3553997 A	20-02-1998
		WO 9804560 A	05-02-1998