

(19) World Intellectual Property
Organization
International Bureau



(43) International Publication Date
18 March 2004 (18.03.2004)

PCT

(10) International Publication Number
WO 2004/022560 A1

(51) International Patent Classification⁷: **C07D 487/04**,
A61K 31/519, A61P 25/00, 35/00

PARK, Haengsoon; 8910 Tamarron Drive, Plainsboro, NJ
08536 (US).

(21) International Application Number:
PCT/US2003/027502

(74) Agent: **KALYANARAMAN, Palaiyur, S.**; Schering Cor-
poration, Patent Department K-6-1 1990, 2000 Galloping
Hill Road, Kenilworth, NJ 07033-0530 (US).

(22) International Filing Date:
3 September 2003 (03.09.2003)

(81) Designated States (*national*): AE, AG, AL, AM, AT, AU,
AZ, BA, BB, BG, BR, BY, BZ, CA, CH, CN, CO, CR, CZ,
DE, DK, DM, DZ, EC, EE, ES, FI, GB, GD, GE, HR, HU,
ID, IL, IN, IS, JP, KG, KR, KZ, LC, LK, LR, LT, LU, LV,
MA, MD, MG, MK, MN, MX, MZ, NI, NO, NZ, PG, PH,
PL, PT, RO, RU, SC, SE, SG, SK, SL, SY, TJ, TM, TN, TR,
TT, TZ, UA, UZ, VC, VN, YU, ZA, ZM.

(25) Filing Language: English

(26) Publication Language: English

(30) Priority Data:
60/407,999 4 September 2002 (04.09.2002) US

(84) Designated States (*regional*): ARIPO patent (GH, GM,
KE, LS, MW, MZ, SD, SL, SZ, TZ, UG, ZM, ZW),
Eurasian patent (AM, AZ, BY, KG, KZ, MD, RU, TJ, TM),
European patent (AT, BE, BG, CH, CY, CZ, DE, DK, EE,
ES, FI, FR, GB, GR, HU, IE, IT, LU, MC, NL, PT, RO,
SE, SI, SK, TR), OAPI patent (BF, BJ, CF, CG, CI, CM,
GA, GN, GQ, GW, ML, MR, NE, SN, TD, TG).

(71) Applicants: **SCHERING CORPORATION** [US/US];
2000 Galloping Hill Road, Kenilworth, NJ 07033-0530
(US). **PHARMACOEPIA, INC.** [US/US]; 3000 Eastpark
Boulevard, Cranbury, NJ 08512 (US).

(72) Inventors: **GUZI, Timothy, J.**; 48 Red Road, Chatham,
NJ 07928 (US). **PARUCH, Kamil**; 20 Third Avenue,
Garwood, NJ 07027 (US). **DWYER, Michael, P.**; 235
Katherine Street, Scotch Plains, NJ 07076 (US). **DOLL,**
Ronald, J.; 8 Concord Lane, Convent Station, NJ 07960
(US). **GIRIJAVALLABHAN, Viyyoor, Moopil**; 10
Maplewood Drive, Parsippany, NJ 07054 (US). **DIL-**
LARD, Lawrence, W.; 278 Spring Hill Road, Skillman,
NJ 08558 (US). **TRAN, Vinh, D.**; 17374 Winemast Street,
Fountain Valley, CA 92708 (US). **HE, Zhen Min**; 5 Pen-
nyroyal Court, Princeton, NJ 08540 (US). **JAMES, Ray,**
Anthony; 1036 Radcliffe Street, Bristol, PA 19007 (US).

Declarations under Rule 4.17:

- as to the applicant's entitlement to claim the priority of the
earlier application (Rule 4.17(ii)) for all designations
- as to the applicant's entitlement to claim the priority of the
earlier application (Rule 4.17(iii)) for all designations

Published:

- with international search report

For two-letter codes and other abbreviations, refer to the "Guid-
ance Notes on Codes and Abbreviations" appearing at the begin-
ning of each regular issue of the PCT Gazette.

(54) Title: PYRAZOLOPYRIMIDINES AS CYCLIN DEPENDENT KINASE INHIBITORS

(57) Abstract: In its many embodiments, the present invention provides a novel class of pyrazolo[1,5-a]pyrimidine compounds as inhibitors of cyclin dependent kinases, methods of preparing such compounds, pharmaceutical compositions containing one or more such compounds, methods of preparing pharmaceutical formulations comprising one or more such compounds, and methods of treatment, prevention, inhibition, or amelioration of one or more diseases associated with the CDKs using such compounds or pharmaceutical compositions.

WO 2004/022560 A1

PCT

REC'D 24 DEC 2003

WIPO

PCT

INTERNATIONAL SEARCH REPORT

(PCT Article 18 and Rules 43 and 44)

Applicant's or agent's file reference OC01621K	FOR FURTHER ACTION see Notification of Transmittal of International Search Report (Form PCT/ISA/220) as well as, where applicable, item 5 below.	
International application No. PCT/US 03/27502	International filing date (day/month/year) 03/09/2003	(Earliest) Priority Date (day/month/year) 04/09/2002
Applicant SCHERING CORPORATION		

This International Search Report has been prepared by this International Searching Authority and is transmitted to the applicant according to Article 18. A copy is being transmitted to the International Bureau.

This International Search Report consists of a total of 5 sheets.

It is also accompanied by a copy of each prior art document cited in this report.

1. Basis of the report

a. With regard to the **language**, the international search was carried out on the basis of the international application in the language in which it was filed, unless otherwise indicated under this item.

the international search was carried out on the basis of a translation of the international application furnished to this Authority (Rule 23.1(b)).

b. With regard to any **nucleotide and/or amino acid sequence** disclosed in the international application, the international search was carried out on the basis of the sequence listing :

contained in the international application in written form.

filed together with the international application in computer readable form.

furnished subsequently to this Authority in written form.

furnished subsequently to this Authority in computer readable form.

the statement that the subsequently furnished written sequence listing does not go beyond the disclosure in the international application as filed has been furnished.

the statement that the information recorded in computer readable form is identical to the written sequence listing has been furnished

2. **Certain claims were found unsearchable** (See Box I).

3. **Unity of invention is lacking** (see Box II).

4. With regard to the **title**,

the text is approved as submitted by the applicant.

the text has been established by this Authority to read as follows:

PYRAZOLOPYRIMIDINES AS CYCLIN DEPENDENT KINASE INHIBITORS

5. With regard to the **abstract**,

the text is approved as submitted by the applicant.

the text has been established, according to Rule 38.2(b), by this Authority as it appears in Box III. The applicant may, within one month from the date of mailing of this international search report, submit comments to this Authority.

6. The figure of the **drawings** to be published with the abstract is Figure No.

as suggested by the applicant.

because the applicant failed to suggest a figure.

because this figure better characterizes the invention.

None of the figures.

PYRAZOLOPYRIMIDINES AS CYCLIN DEPENDENT KINASE INHIBITORS

Field of the Invention

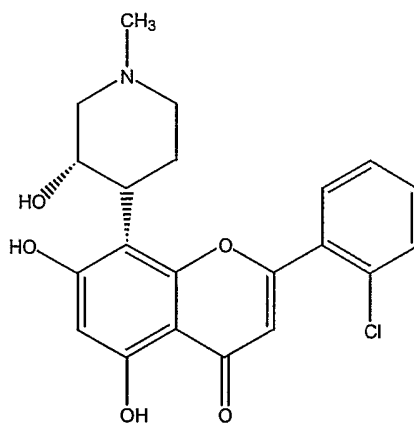
The present invention relates to pyrazolo[1,5-a]pyrimidine compounds useful as protein kinase inhibitors, pharmaceutical compositions containing the compounds, and methods of treatment using the compounds and compositions to
5 treat diseases such as, for example, cancer, inflammation, arthritis, viral diseases, neurodegenerative diseases such as Alzheimer's disease, cardiovascular diseases, and fungal diseases. This application claims benefit of priority from U.S. provisional patent application Serial No. 60/407,999 filed September 4, 2002.

10 Background of the Invention

The cyclin-dependent kinases (CDKs) are serine/threonine protein kinases, which are the driving force behind the cell cycle and cell proliferation. Individual CDK's, such as, CDK1, CDK2, CDK3, CDK4, CDK5, CDK6 and CDK7, CDK8 and the like, perform distinct roles in cell cycle progression and can be classified as
15 either G1, S, or G2M phase enzymes. Uncontrolled proliferation is a hallmark of cancer cells, and misregulation of CDK function occurs with high frequency in many important solid tumors. CDK2 and CDK4 are of particular interest because their activities are frequently misregulated in a wide variety of human cancers. CDK2 activity is required for progression through G1 to the S phase of the cell
20 cycle, and CDK2 is one of the key components of the G1 checkpoint. Checkpoints serve to maintain the proper sequence of cell cycle events and allow the cell to respond to insults or to proliferative signals, while the loss of proper checkpoint control in cancer cells contributes to tumorigenesis. The CDK2 pathway influences tumorigenesis at the level of tumor suppressor function (e.g. p52, RB, and p27) and
25 oncogene activation (cyclin E). Many reports have demonstrated that both the coactivator, cyclin E, and the inhibitor, p27, of CDK2 are either over – or underexpressed, respectively, in breast, colon, nonsmall cell lung, gastric, prostate, bladder, non-Hodgkin's lymphoma, ovarian, and other cancers. Their altered expression has been shown to correlate with increased CDK2 activity
30 levels and poor overall survival. This observation makes CDK2 and its regulatory pathways compelling targets for the development years, a number of adenosine 5'-

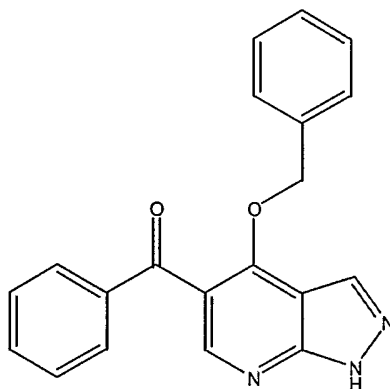
triphosphate (ATP) competitive small organic molecules as well as peptides have been reported in the literature as CDK inhibitors for the potential treatment of cancers. U.S. 6,413,974, col. 1, line 23- col. 15, line 10 offers a good description of the various CDKs and their relationship to various types of cancer.

- 5 CDK inhibitors are known. For example, flavopiridol (Formula I) is a nonselective CDK inhibitor that is currently undergoing human clinical trials, A. M. Sanderowicz *et al*, *J. Clin. Oncol.* (1998) 16, 2986-2999.



Formula I

- 10 Other known inhibitors of the CDKs include, for example, olomoucine (J. Vesely *et al*, *Eur. J. Biochem.*, (1994) 224, 771-786) and roscovitine (I. Meijer *et al*, *Eur. J. Biochem.*, (1997) 243, 527-536). U.S. 6,107,305 describes certain pyrazolo[3,4-b]pyridine compounds as CDK inhibitors. An illustrative compound from the '305 patent has the Formula II:



Formula II

K. S. Kim *et al*, *J. Med. Chem.* 45 (2002) 3905-3927 and WO 02/10162 disclose certain aminothiazole compounds as CDK inhibitors.

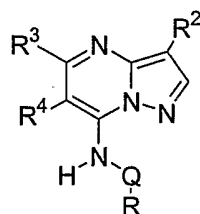
Pyrazolopyrimidines are known. For Example, WO92/18504, WO02/50079, WO95/35298, WO02/40485, EP94304104.6, EP0628559 (equivalent to US Patents 5,602,136, 5,602,137 and 5,571,813), U.S. 6,383,790, *Chem. Pharm. Bull.*, (1999) 47 928, *J. Med. Chem.*, (1977) 20, 296, *J. Med. Chem.*, (1976) 19 517 and *Chem. Pharm. Bull.*, (1962) 10 620 disclose various pyrazolopyrimidines.

There is a need for new compounds, formulations, treatments and therapies to treat diseases and disorders associated with CDKs. It is, therefore, an object of this invention to provide compounds useful in the treatment or prevention or amelioration of such diseases and disorders.

Summary of the Invention

In its many embodiments, the present invention provides a novel class of pyrazolo[1,5-a]pyrimidine compounds as inhibitors of cyclin dependent kinases, methods of preparing such compounds, pharmaceutical compositions comprising one or more such compounds, methods of preparing pharmaceutical formulations comprising one or more such compounds, and methods of treatment, prevention, inhibition or amelioration of one or more diseases associated with the CDKs using such compounds or pharmaceutical compositions.

In one aspect, the present application discloses a compound, or pharmaceutically acceptable salts or solvates of said compound, said compound having the general structure shown in Formula III:



Formula III

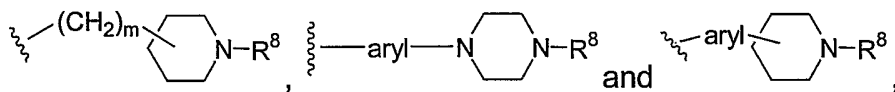
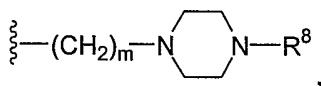
wherein:

Q is $-S(O_2)-$ or $-C(O)-$;

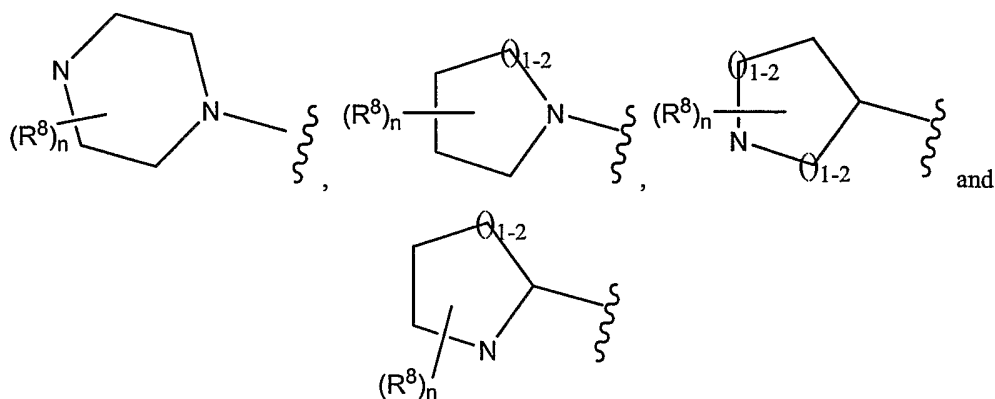
R is aryl or heteroaryl, wherein said aryl or heteroaryl can be unsubstituted or optionally independently substituted with one or more moieties which can be the same or different, each moiety being independently selected from the group consisting of halogen, CN, $-OR^5$, SR^5 , $-S(O_2)R^6$, $-S(O_2)NR^5R^6$, $-NR^5R^6$,

5 $-C(O)NR^5R^6$, CF_3 , alkyl, aryl and OCF_3 ;

R^2 is selected from the group consisting of CN, NR^5R^6 , $-C(O_2)R^6$, $-C(O)NR^5R^6$, $-OR^6$, $-SR^6$, $-S(O_2)R^7$, $-S(O_2)NR^5R^6$, $-N(R^5)S(O_2)R^7$, $-N(R^5)C(O)R^7$ and $-N(R^5)C(O)NR^5R^6$; alkynyl, heteroaryl, CF_3 , heterocyclyl, alkynylalkyl, cycloalkyl, alkyl substituted with 1-6 R^9 groups which can be the same or different and are independently selected from the list of R^9 shown below,



R^3 is selected from the group consisting of H, halogen, $-NR^5R^6$, $-C(O)NR^5R^6$, alkyl, alkynyl, cycloalkyl, aryl, arylalkyl, heterocyclyl, heterocyclylalkyl, heteroaryl and heteroarylalkyl,



wherein each of said alkyl, cycloalkyl, aryl, arylalkyl, heterocyclyl, heterocyclylalkyl, heteroaryl and heteroarylalkyl for R^3 and the heterocyclyl moieties whose structures are shown immediately above for R^3 can be substituted or optionally independently substituted with one or more moieties which can be

20

the same or different, each moiety being independently selected from the group consisting of halogen, alkyl, aryl, cycloalkyl, CF_3 , CN , $-\text{OCF}_3$, $-(\text{CR}^4\text{R}^5)_n\text{OR}^5$, $-\text{OR}^5$, $-\text{NR}^5\text{R}^6$, $-(\text{CR}^4\text{R}^5)_n\text{NR}^5\text{R}^6$, $-\text{C}(\text{O}_2)\text{R}^5$, $-\text{C}(\text{O})\text{R}^5$, $-\text{C}(\text{O})\text{NR}^5\text{R}^6$, $-\text{SR}^6$, $-\text{S}(\text{O}_2)\text{R}^6$, $-\text{S}(\text{O}_2)\text{NR}^5\text{R}^6$, $-\text{N}(\text{R}^5)\text{S}(\text{O}_2)\text{R}^7$, $-\text{N}(\text{R}^5)\text{C}(\text{O})\text{R}^7$ and $-\text{N}(\text{R}^5)\text{C}(\text{O})\text{NR}^5\text{R}^6$;

5 R^4 is H, halo or alkyl;

R^5 is H or alkyl;

R^6 is selected from the group consisting of H, alkyl, aryl, arylalkyl, cycloalkyl, heterocyclyl, heterocyclylalkyl, heteroaryl, and heteroarylalkyl, wherein each of said alkyl, aryl, arylalkyl, cycloalkyl, heterocyclyl, heterocyclylalkyl, heteroaryl, and heteroarylalkyl can be unsubstituted or optionally substituted with one or more moieties which can be the same or different, each moiety being independently selected from the group consisting of halogen, alkyl, aryl, cycloalkyl, heterocyclylalkyl, CF_3 , OCF_3 , CN , $-\text{OR}^5$, $-\text{NR}^5\text{R}^{10}$, $-\text{N}(\text{R}^5)\text{Boc}$, $-(\text{CR}^4\text{R}^5)_n\text{OR}^5$, $-\text{C}(\text{O}_2)\text{R}^5$, $-\text{C}(\text{O})\text{R}^5$, $-\text{C}(\text{O})\text{NR}^5\text{R}^{10}$, $-\text{SO}_3\text{H}$, $-\text{SR}^{10}$, $-\text{S}(\text{O}_2)\text{R}^7$, $-\text{S}(\text{O}_2)\text{NR}^5\text{R}^{10}$, $-\text{N}(\text{R}^5)\text{S}(\text{O}_2)\text{R}^7$, $-\text{N}(\text{R}^5)\text{C}(\text{O})\text{R}^7$ and $-\text{N}(\text{R}^5)\text{C}(\text{O})\text{NR}^5\text{R}^{10}$;

R^{10} is selected from the group consisting of H, alkyl, aryl, arylalkyl, cycloalkyl, heterocyclyl, heterocyclylalkyl, heteroaryl, and heteroarylalkyl, wherein each of said alkyl, aryl, arylalkyl, cycloalkyl, heterocyclyl, heterocyclylalkyl, heteroaryl, and heteroarylalkyl can be unsubstituted or optionally substituted with one or more moieties which can be the same or different, each moiety being independently selected from the group consisting of halogen, alkyl, aryl, cycloalkyl, heterocyclylalkyl, CF_3 , OCF_3 , CN , $-\text{OR}^5$, $-\text{NR}^4\text{R}^5$, $-\text{N}(\text{R}^5)\text{Boc}$, $-(\text{CR}^4\text{R}^5)_n\text{OR}^5$, $-\text{C}(\text{O}_2)\text{R}^5$, $-\text{C}(\text{O})\text{NR}^4\text{R}^5$, $-\text{C}(\text{O})\text{R}^5$, $-\text{SO}_3\text{H}$, $-\text{SR}^5$, $-\text{S}(\text{O}_2)\text{R}^7$, $-\text{S}(\text{O}_2)\text{NR}^4\text{R}^5$, $-\text{N}(\text{R}^5)\text{S}(\text{O}_2)\text{R}^7$, $-\text{N}(\text{R}^5)\text{C}(\text{O})\text{R}^7$ and $-\text{N}(\text{R}^5)\text{C}(\text{O})\text{NR}^4\text{R}^5$;

25 or optionally (i) R^5 and R^{10} in the moiety $-\text{NR}^5\text{R}^{10}$, or (ii) R^5 and R^6 in the moiety $-\text{NR}^5\text{R}^6$, may be joined together to form a cycloalkyl or heterocyclyl moiety, with each of said cycloalkyl or heterocyclyl moiety being unsubstituted or optionally independently being substituted with one or more R^9 groups;

R^7 is selected from the group consisting of alkyl, cycloalkyl, aryl, heteroaryl, arylalkyl and heteroarylalkyl, wherein each of said alkyl, cycloalkyl, heteroarylalkyl,

aryl, heteroaryl and arylalkyl can be unsubstituted or optionally independently substituted with one or more moieties which can be the same or different, each moiety being independently selected from the group consisting of halogen, alkyl, aryl, cycloalkyl, CF₃, OCF₃, CN, -OR⁵, -NR⁵R¹⁰, -CH₂OR⁵, -C(O₂)R⁵, -C(O)NR⁵R¹⁰,
5 -C(O)R⁵, -SR¹⁰, -S(O₂)R¹⁰, -S(O₂)NR⁵R¹⁰, -N(R⁵)S(O₂)R¹⁰, -N(R⁵)C(O)R¹⁰ and -N(R⁵)C(O)NR⁵R¹⁰;

R⁸ is selected from the group consisting of R⁶, -C(O)NR⁵R¹⁰, -S(O₂)NR⁵R¹⁰, -C(O)R⁷ and -S(O₂)R⁷;

R⁹ is selected from the group consisting of halogen, CN, -NR⁵R¹⁰,
10 -C(O₂)R⁶, -C(O)NR⁵R¹⁰, -OR⁶, -SR⁶, -S(O₂)R⁷, -S(O₂)NR⁵R¹⁰, -N(R⁵)S(O₂)R⁷, -N(R⁵)C(O)R⁷ and -N(R⁵)C(O)NR⁵R¹⁰;

m is 0 to 4, and

n is 1 to 4.

The compounds of Formula III can be useful as protein kinase inhibitors and
15 can be useful in the treatment and prevention of proliferative diseases, for example, cancer, inflammation and arthritis. They may also be useful in the treatment of neurodegenerative diseases such as Alzheimer's disease, cardiovascular diseases, viral diseases and fungal diseases.

20

Detailed Description

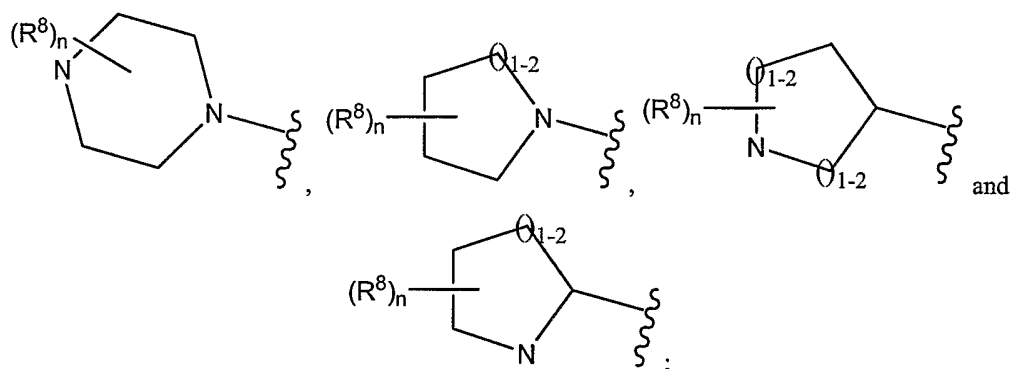
In one embodiment, the present invention discloses pyrazolo[1,5-a]pyrimidine compounds which are represented by structural Formula III, or a pharmaceutically acceptable salt or solvate thereof, wherein the various moieties are as described above.

25

In another embodiment, R is selected from the group consisting of phenyl, naphthyl, 2-pyridyl, 4-pyridyl, 3-pyridyl, 4-pyridyl-N-oxide, 3-pyridyl-N-oxide, 1,3-thiazol-2-yl, pyrimidin-5-yl, pyrazin-3-yl and pyridazin-3-yl.

In another embodiment, R² is CF₃, CN, cycloalkyl, -OR⁶, -C(O)OR⁴, -CH₂OR⁶, aryl or heteroaryl.

In another embodiment, R^3 is H, alkyl, unsubstituted aryl, unsubstituted heteroaryl, aryl substituted with one or more moieties selected from the group consisting of halogen, CN, $-OR^5$, CF_3 , $-OCF_3$, lower alkyl and cycloalkyl, heterocyclyl, heteroaryl substituted with one or more moieties selected from the group consisting of halogen, CN, $-OR^5$, CF_3 , $-OCF_3$, alkyl and cycloalkyl,



In another embodiment, R^4 is H or lower alkyl.

In another embodiment, R^5 is H or lower alkyl.

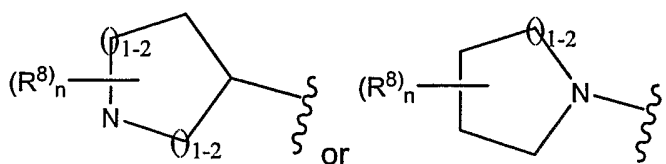
In another embodiment, m is 0 to 2.

In another embodiment, n is 1 or 2.

In an additional embodiment, R is selected from the group consisting of phenyl, 2-pyridyl, 4-pyridyl, 3-pyridyl, 4-pyridyl-N-oxide, 3-pyridyl-N-oxide, 1,3-thiazol-2-yl and pyrimidin-5-yl.

In an additional embodiment, R^2 is CF_3 , CN or cycloalkyl.

In an additional embodiment, R^3 is H, lower alkyl, cycloalkyl, $C(O)OR^4$ or aryl wherein said alkyl and aryl are unsubstituted or optionally independently substituted with one or more moieties which can be the same or different, each moiety being independently selected from the group consisting of F, Cl, Br, CF_3 , lower alkyl, methoxy, and CN, or



In an additional embodiment, R^4 is H.

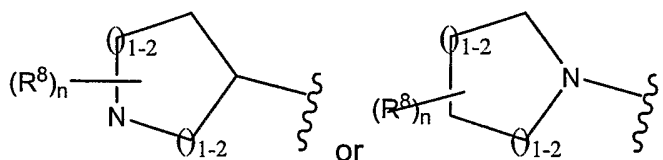
In an additional embodiment, R^5 is H.

In an additional embodiment, m is 0.

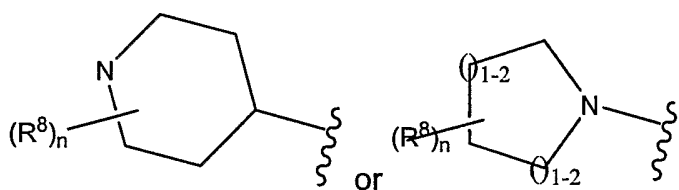
In an additional embodiment, R is 2-pyridyl, 3-pyridyl, 4-pyridyl, N-oxide of 4-pyridyl, or the N-oxide of 3-pyridyl.

In an additional embodiment, R² is cyclopropyl, cyclobutyl or cyclopentyl.

5 In an additional embodiment, R³ is methyl, ethyl, isopropyl, tert-butyl, heteroaryl, Cl, unsubstituted phenyl, phenyl substituted with one or more moieties selected from the group consisting of F, Br, Cl, OMe, CH₃ and CF₃,



In an additional embodiment, R³ is:



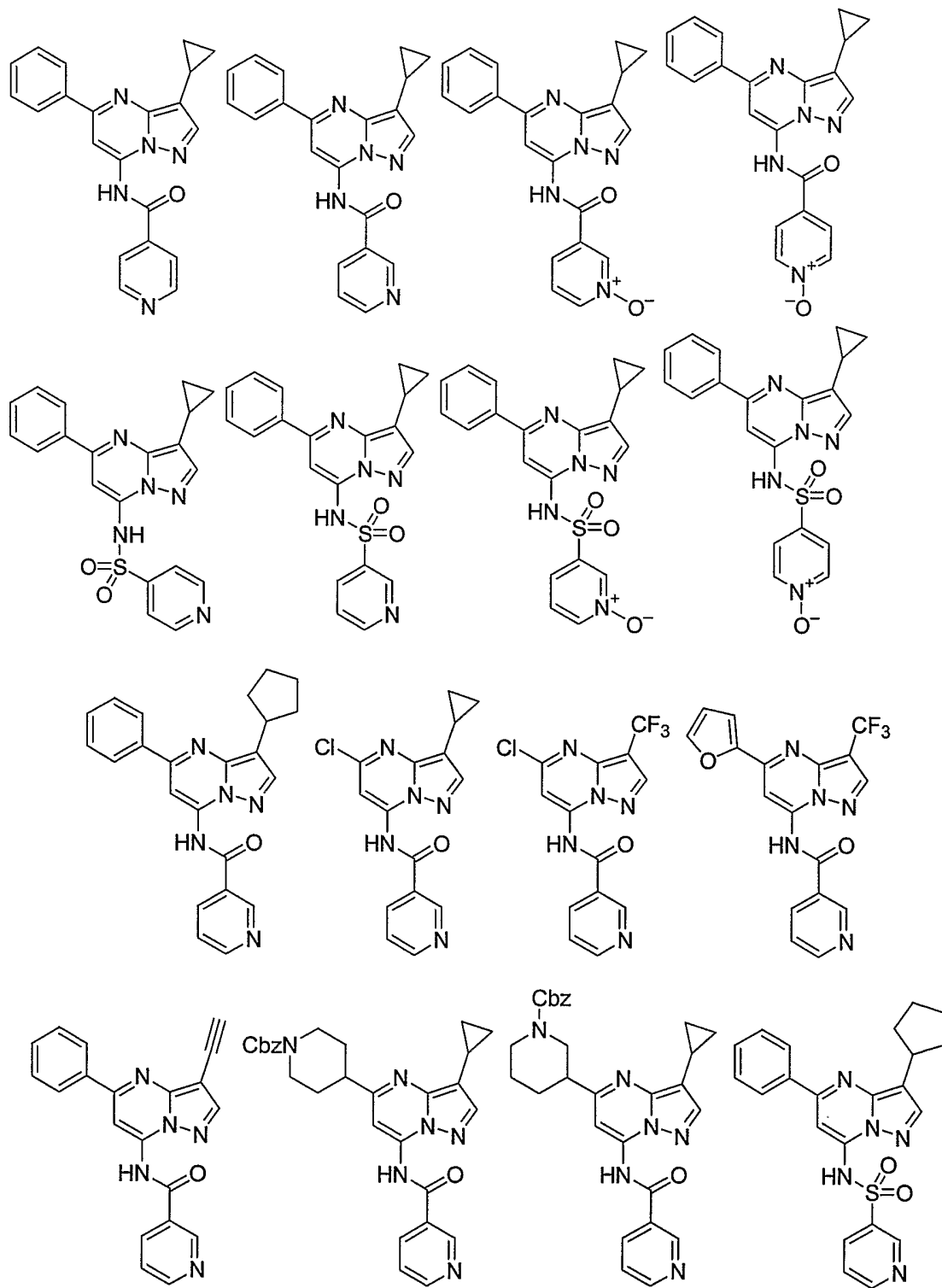
10

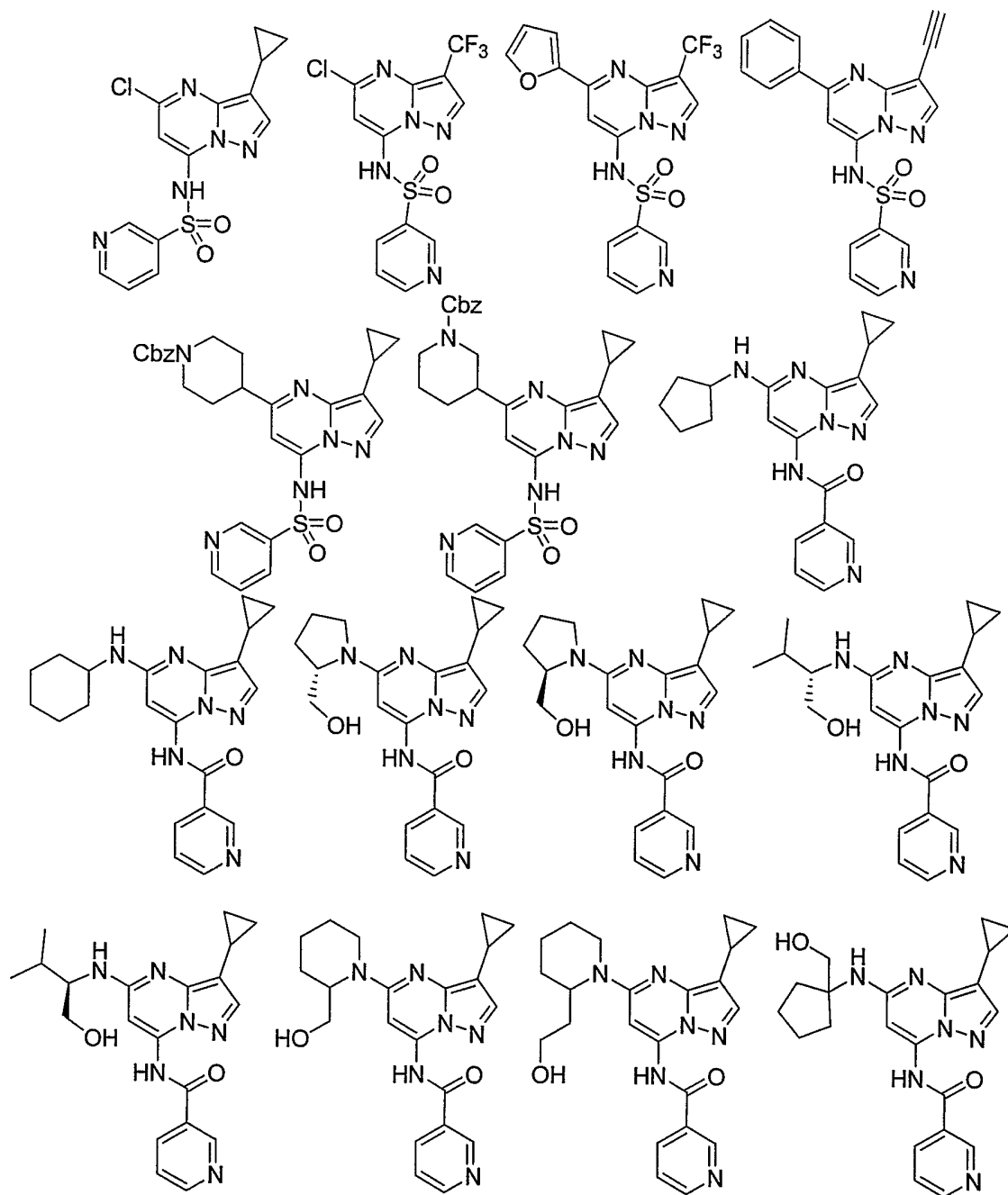
In an additional embodiment, R⁸ is (CH₂)_nOH or (CH₂)_nOCH₃, where n is 1 or 2.

In an additional embodiment, R³ is furanyl.

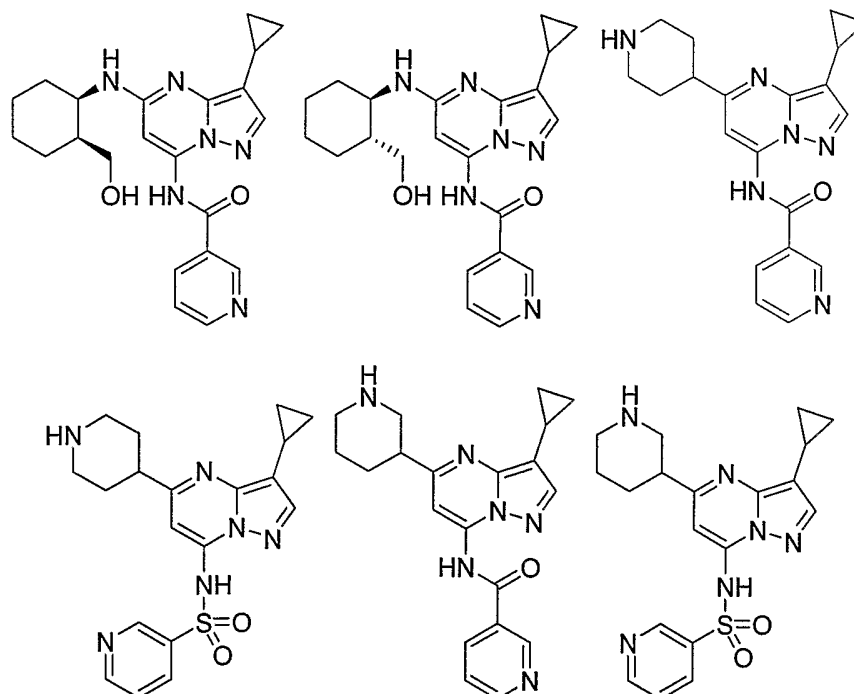
An inventive group of compounds are shown in **Table 1**.

Table 1





11



5

As used above, and throughout this disclosure, the following terms, unless otherwise indicated, shall be understood to have the following meanings:

"Patient" includes both human and animals.

"Mammal" means humans and other mammalian animals.

10

"Alkyl" means an aliphatic hydrocarbon group which may be straight or branched and comprising about 1 to about 20 carbon atoms in the chain.

Preferred alkyl groups contain about 1 to about 12 carbon atoms in the chain.

More preferred alkyl groups contain about 1 to about 6 carbon atoms in the chain.

Branched means that one or more lower alkyl groups such as methyl, ethyl or

15

propyl, are attached to a linear alkyl chain. "Lower alkyl" means a group having about 1 to about 6 carbon atoms in the chain which may be straight or branched.

The term "substituted alkyl" means that the alkyl group may be substituted by one or more substituents which may be the same or different, each substituent being independently selected from the group consisting of halo, alkyl, aryl, cycloalkyl,

20

cyano, hydroxy, alkoxy, alkylthio, amino, -NH(alkyl), -NH(cycloalkyl), -N(alkyl)₂,

carboxy and $-C(O)O$ -alkyl. Non-limiting examples of suitable alkyl groups include methyl, ethyl, n-propyl, isopropyl and t-butyl.

"Alkynyl" means an aliphatic hydrocarbon group containing at least one carbon-carbon triple bond and which may be straight or branched and comprising
5 about 2 to about 15 carbon atoms in the chain. Preferred alkynyl groups have about 2 to about 12 carbon atoms in the chain; and more preferably about 2 to about 4 carbon atoms in the chain. Branched means that one or more lower alkyl groups such as methyl, ethyl or propyl, are attached to a linear alkynyl chain.

"Lower alkynyl" means about 2 to about 6 carbon atoms in the chain which may
10 be straight or branched. Non-limiting examples of suitable alkynyl groups include ethynyl, propynyl, 2-butynyl and 3-methylbutynyl. The term "substituted alkynyl" means that the alkynyl group may be substituted by one or more substituents which may be the same or different, each substituent being independently selected from the group consisting of alkyl, aryl and cycloalkyl.

15 "Aryl" means an aromatic monocyclic or multicyclic ring system comprising about 6 to about 14 carbon atoms, preferably about 6 to about 10 carbon atoms. The aryl group can be optionally substituted with one or more "ring system substituents" which may be the same or different, and are as defined herein. Non-limiting examples of suitable aryl groups include phenyl and naphthyl.

20 "Heteroaryl" means an aromatic monocyclic or multicyclic ring system comprising about 5 to about 14 ring atoms, preferably about 5 to about 10 ring atoms, in which one or more of the ring atoms is an element other than carbon, for example nitrogen, oxygen or sulfur, alone or in combination. Preferred heteroaryls contain about 5 to about 6 ring atoms. The "heteroaryl" can be optionally
25 substituted by one or more "ring system substituents" which may be the same or different, and are as defined herein. The prefix aza, oxa or thia before the heteroaryl root name means that at least a nitrogen, oxygen or sulfur atom respectively, is present as a ring atom. A nitrogen atom of a heteroaryl can be optionally oxidized to the corresponding N-oxide. Non-limiting examples of
30 suitable heteroaryls include pyridyl, pyrazinyl, furanyl, thienyl, pyrimidinyl,

isoxazolyl, isothiazolyl, oxazolyl, thiazolyl, pyrazolyl, furazanyl, pyrrolyl, pyrazolyl, triazolyl, 1,2,4-thiadiazolyl, pyrazinyl, pyridazinyl, quinoxaliny, phthalazinyl, imidazo[1,2-a]pyridinyl, imidazo[2,1-b]thiazolyl, benzofurazanyl, indolyl, azaindolyl, benzimidazolyl, benzothienyl, quinolinyl, imidazolyl, thienopyridyl, quinazolinyl, 5 thienopyrimidyl, pyrrolopyridyl, imidazopyridyl, isoquinolinyl, benzoazaindolyl, 1,2,4-triazinyl, benzothiazolyl and the like.

"Aralkyl" or "arylalkyl" means an aryl-alkyl- group in which the aryl and alkyl are as previously described. Preferred aralkyls comprise a lower alkyl group. Non-limiting examples of suitable aralkyl groups include benzyl, 2-phenethyl and 10 naphthalenylmethyl. The bond to the parent moiety is through the alkyl.

"Alkylaryl" means an alkyl-aryl- group in which the alkyl and aryl are as previously described. Preferred alkylaryls comprise a lower alkyl group. Non-limiting example of a suitable alkylaryl group is tolyl. The bond to the parent moiety is through the aryl.

15 "Cycloalkyl" means a non-aromatic mono- or multicyclic ring system comprising about 3 to about 10 carbon atoms, preferably about 5 to about 10 carbon atoms. Preferred cycloalkyl rings contain about 5 to about 7 ring atoms. The cycloalkyl can be optionally substituted with one or more "ring system substituents" which may be the same or different, and are as defined above. Non-limiting examples of suitable monocyclic cycloalkyls include cyclopropyl, 20 cyclopentyl, cyclohexyl, cycloheptyl and the like. Non-limiting examples of suitable multicyclic cycloalkyls include 1-decalinyl, norbornyl, adamantyl and the like.

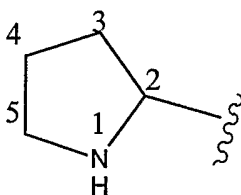
"Halogen" means fluorine, chlorine, bromine, or iodine. Preferred are fluorine, chlorine and bromine.

25 "Ring system substituent" means a substituent attached to an aromatic or non-aromatic ring system which, for example, replaces an available hydrogen on the ring system. Ring system substituents may be the same or different, each being independently selected from the group consisting of aryl, heteroaryl, aralkyl, alkylaryl, heteroaralkyl, alkylheteroaryl, hydroxy, hydroxyalkyl, alkoxy, aryloxy, 30 aralkoxy, acyl, aroyl, halo, nitro, cyano, carboxy, alkoxycarbonyl, aryloxycarbonyl,

aralkoxycarbonyl, alkylsulfonyl, arylsulfonyl, heteroarylsulfonyl, alkylthio, arylthio, heteroarylthio, aralkylthio, heteroaralkylthio, cycloalkyl, heterocyclyl, Y_1Y_2N -, Y_1Y_2N -alkyl-, $Y_1Y_2NC(O)$ - and $Y_1Y_2NSO_2$ -, wherein Y_1 and Y_2 may be the same or different and are independently selected from the group consisting of hydrogen, alkyl, aryl, and aralkyl.

"Heterocyclyl" means a non-aromatic saturated monocyclic or multicyclic ring system comprising about 3 to about 10 ring atoms, preferably about 5 to about 10 ring atoms, in which one or more of the atoms in the ring system is an element other than carbon, for example nitrogen, oxygen or sulfur, alone or in combination. There are no adjacent oxygen and/or sulfur atoms present in the ring system. Preferred heterocyclyls contain about 5 to about 6 ring atoms. The prefix aza, oxa or thia before the heterocyclyl root name means that at least a nitrogen, oxygen or sulfur atom respectively is present as a ring atom. Any $-NH$ in a heterocyclyl ring may exist protected such as, for example, as an $-N(\text{Boc})$, $-N(\text{CBz})$, $-N(\text{Tos})$ group and the like; such protected moieties are also considered part of this invention. The heterocyclyl can be optionally substituted by one or more "ring system substituents" which may be the same or different, and are as defined herein. The nitrogen or sulfur atom of the heterocyclyl can be optionally oxidized to the corresponding N-oxide, S-oxide or S,S-dioxide. Non-limiting examples of suitable monocyclic heterocyclyl rings include piperidyl, pyrrolidinyl, piperazinyl, morpholinyl, thiomorpholinyl, thiazolidinyl, 1,4-dioxanyl, tetrahydrofuranyl, tetrahydrothiophenyl, and the like.

It should be noted that in hetero-atom containing ring systems of this invention, there are no hydroxyl groups on carbon atoms adjacent to a N, O or S, as well as there are no N or S groups on carbon adjacent to another heteroatom. Thus, for example, in the ring:



there is no -OH attached directly to carbons marked 2 and 5.

"Alkynylalkyl" means an alkynyl-alkyl- group in which the alkynyl and alkyl are as previously described. Preferred alkynylalkyls contain a lower alkynyl and a lower alkyl group. The bond to the parent moiety is through the alkyl. Non-limiting
5 examples of suitable alkynylalkyl groups include propargylmethyl.

"Heteroaralkyl" means a heteroaryl-alkyl- group in which the heteroaryl and alkyl are as previously described. Preferred heteroaralkyls contain a lower alkyl group. Non-limiting examples of suitable aralkyl groups include pyridylmethyl, and quinolin-3-ylmethyl. The bond to the parent moiety is through the alkyl.

10 "Hydroxyalkyl" means a HO-alkyl- group in which alkyl is as previously defined. Preferred hydroxyalkyls contain lower alkyl. Non-limiting examples of suitable hydroxyalkyl groups include hydroxymethyl and 2-hydroxyethyl.

"Acyl" means an H-C(O)-, alkyl-C(O)- or cycloalkyl-C(O)-, group in which the various groups are as previously described. The bond to the parent moiety is
15 through the carbonyl. Preferred acyls contain a lower alkyl. Non-limiting examples of suitable acyl groups include formyl, acetyl and propanoyl.

"Aroyl" means an aryl-C(O)- group in which the aryl group is as previously described. The bond to the parent moiety is through the carbonyl. Non-limiting examples of suitable groups include benzoyl and 1- naphthoyl.

20 "Alkoxy" means an alkyl-O- group in which the alkyl group is as previously described. Non-limiting examples of suitable alkoxy groups include methoxy, ethoxy, n-propoxy, isopropoxy and n-butoxy. The bond to the parent moiety is through the ether oxygen.

"Aryloxy" means an aryl-O- group in which the aryl group is as previously
25 described. Non-limiting examples of suitable aryloxy groups include phenoxy and naphthoxy. The bond to the parent moiety is through the ether oxygen.

"Aralkyloxy" means an aralkyl-O- group in which the aralkyl group is as previously described. Non-limiting examples of suitable aralkyloxy groups include benzyloxy and 1- or 2-naphthalenemethoxy. The bond to the parent moiety is
30 through the ether oxygen.

"Alkylthio" means an alkyl-S- group in which the alkyl group is as previously described. Non-limiting examples of suitable alkylthio groups include methylthio and ethylthio. The bond to the parent moiety is through the sulfur.

5 "Arylthio" means an aryl-S- group in which the aryl group is as previously described. Non-limiting examples of suitable arylthio groups include phenylthio and naphthylthio. The bond to the parent moiety is through the sulfur.

"Aralkylthio" means an aralkyl-S- group in which the aralkyl group is as previously described. Non-limiting example of a suitable aralkylthio group is benzylthio. The bond to the parent moiety is through the sulfur.

10 "Alkoxy carbonyl" means an alkyl-O-CO- group. Non-limiting examples of suitable alkoxy carbonyl groups include methoxy carbonyl and ethoxy carbonyl. The bond to the parent moiety is through the carbonyl.

"Aryloxy carbonyl" means an aryl-O-C(O)- group. Non-limiting examples of suitable aryloxy carbonyl groups include phenoxy carbonyl and naphthoxy carbonyl.
15 The bond to the parent moiety is through the carbonyl.

"Aralkoxy carbonyl" means an aralkyl-O-C(O)- group. Non-limiting example of a suitable aralkoxy carbonyl group is benzyloxy carbonyl. The bond to the parent moiety is through the carbonyl.

20 "Alkylsulfonyl" means an alkyl-S(O₂)- group. Preferred groups are those in which the alkyl group is lower alkyl. The bond to the parent moiety is through the sulfonyl.

"Arylsulfonyl" means an aryl-S(O₂)- group. The bond to the parent moiety is through the sulfonyl.

25 The term "substituted" means that one or more hydrogens on the designated atom is replaced with a selection from the indicated group, provided that the designated atom's normal valency under the existing circumstances is not exceeded, and that the substitution results in a stable compound. Combinations of substituents and/or variables are permissible only if such combinations result in stable compounds. By "stable compound" or "stable structure" is meant a

compound that is sufficiently robust to survive isolation to a useful degree of purity from a reaction mixture, and formulation into an efficacious therapeutic agent.

The term "optionally substituted" means optional substitution with the specified groups, radicals or moieties.

5 It should also be noted that any heteroatom with unsatisfied valences in the text, schemes, examples and Tables herein is assumed to have the hydrogen atom to satisfy the valences.

When a functional group in a compound is termed "protected", this means that the group is in modified form to preclude undesired side reactions at the
10 protected site when the compound is subjected to a reaction. Suitable protecting groups will be recognized by those with ordinary skill in the art as well as by reference to standard textbooks such as, for example, T. W. Greene *et al*, *Protective Groups in organic Synthesis* (1991), Wiley, New York.

When any variable (e.g., aryl, heterocycle, R², etc.) occurs more than one
15 time in any constituent or in Formula III, its definition on each occurrence is independent of its definition at every other occurrence.

As used herein, the term "composition" is intended to encompass a product comprising the specified ingredients in the specified amounts, as well as any product which results, directly or indirectly, from combination of the specified
20 ingredients in the specified amounts.

Prodrugs and solvates of the compounds of the invention are also contemplated herein. The term "prodrug", as employed herein, denotes a compound that is a drug precursor which, upon administration to a subject, undergoes chemical conversion by metabolic or chemical processes to yield a
25 compound of Formula III or a salt and/or solvate thereof. A discussion of prodrugs is provided in T. Higuchi and V. Stella, *Pro-drugs as Novel Delivery Systems* (1987) 14 of the A.C.S. Symposium Series, and in *Bioreversible Carriers in Drug Design*, (1987) Edward B. Roche, ed., American Pharmaceutical Association and Pergamon Press, both of which are incorporated herein by reference thereto.

"Solvate" means a physical association of a compound of this invention with one or more solvent molecules. This physical association involves varying degrees of ionic and covalent bonding, including hydrogen bonding. In certain instances the solvate will be capable of isolation, for example when one or more solvent molecules are incorporated in the crystal lattice of the crystalline solid. "Solvate" encompasses both solution-phase and isolatable solvates. Non-limiting examples of suitable solvates include ethanulates, methanulates, and the like. "Hydrate" is a solvate wherein the solvent molecule is H₂O.

"Effective amount" or "therapeutically effective amount" is meant to describe an amount of compound or a composition of the present invention effective in inhibiting the CDK(s) and thus producing the desired therapeutic, ameliorative, inhibitory or preventative effect.

The compounds of Formula III can form salts which are also within the scope of this invention. Reference to a compound of Formula III herein is understood to include reference to salts thereof, unless otherwise indicated. The term "salt(s)", as employed herein, denotes acidic salts formed with inorganic and/or organic acids, as well as basic salts formed with inorganic and/or organic bases. In addition, when a compound of Formula III contains both a basic moiety, such as, but not limited to a pyridine or imidazole, and an acidic moiety, such as, but not limited to a carboxylic acid, zwitterions ("inner salts") may be formed and are included within the term "salt(s)" as used herein. Pharmaceutically acceptable (i.e., non-toxic, physiologically acceptable) salts are preferred, although other salts are also useful. Salts of the compounds of the Formula III may be formed, for example, by reacting a compound of Formula III with an amount of acid or base, such as an equivalent amount, in a medium such as one in which the salt precipitates or in an aqueous medium followed by lyophilization.

Exemplary acid addition salts include acetates, ascorbates, benzoates, benzenesulfonates, bisulfates, borates, butyrates, citrates, camphorates, camphorsulfonates, fumarates, hydrochlorides, hydrobromides, hydroiodides, lactates, maleates, methanesulfonates, naphthalenesulfonates, nitrates, oxalates,

phosphates, propionates, salicylates, succinates, sulfates, tartarates, thiocyanates, toluenesulfonates (also known as tosylates,) and the like. Additionally, acids which are generally considered suitable for the formation of pharmaceutically useful salts from basic pharmaceutical compounds are discussed, for example, by S. Berge *et al*, *Journal of Pharmaceutical Sciences* (1977) 66(1) 1-19; P. Gould, *International J. of Pharmaceutics* (1986) 33 201-217; Anderson *et al*, *The Practice of Medicinal Chemistry* (1996), Academic Press, New York; and in *The Orange Book* (Food & Drug Administration, Washington, D.C. on their website). These disclosures are incorporated herein by reference thereto.

Exemplary basic salts include ammonium salts, alkali metal salts such as sodium, lithium, and potassium salts, alkaline earth metal salts such as calcium and magnesium salts, salts with organic bases (for example, organic amines) such as dicyclohexylamines, t-butyl amines, and salts with amino acids such as arginine, lysine and the like. Basic nitrogen-containing groups may be quarternized with agents such as lower alkyl halides (e.g. methyl, ethyl, and butyl chlorides, bromides and iodides), dialkyl sulfates (e.g. dimethyl, diethyl, and dibutyl sulfates), long chain halides (e.g. decyl, lauryl, and stearyl chlorides, bromides and iodides), aralkyl halides (e.g. benzyl and phenethyl bromides), and others.

All such acid salts and base salts are intended to be pharmaceutically acceptable salts within the scope of the invention and all acid and base salts are considered equivalent to the free forms of the corresponding compounds for purposes of the invention.

Compounds of Formula III, and salts, solvates and prodrugs thereof, may exist in their tautomeric form (for example, as an amide or imino ether). All such tautomeric forms are contemplated herein as part of the present invention.

All stereoisomers (for example, geometric isomers, optical isomers and the like) of the present compounds (including those of the salts, solvates and prodrugs of the compounds as well as the salts and solvates of the prodrugs),

such as those which may exist due to asymmetric carbons on various substituents, including enantiomeric forms (which may exist even in the absence of asymmetric carbons), rotameric forms, atropisomers, and diastereomeric forms, are contemplated within the scope of this invention, as are positional isomers (such as, for example, 4-pyridyl and 3-pyridyl). Individual stereoisomers of the compounds of the invention may, for example, be substantially free of other isomers, or may be admixed, for example, as racemates or with all other, or other selected, stereoisomers. The chiral centers of the present invention can have the S or R configuration as defined by the *IUPAC* 1974 Recommendations. The use of the terms "salt", "solvate" "prodrug" and the like, is intended to equally apply to the salt, solvate and prodrug of enantiomers, stereoisomers, rotamers, tautomers, positional isomers, racemates or prodrugs of the inventive compounds.

The compounds according to the invention have pharmacological properties; in particular, the compounds of Formula III can be inhibitors of protein kinases such as the cyclin dependent kinases (CDKs), for example, CDC2 (CDK1), CDK2, CDK4, CDK5, CDK6, CDK7 and CDK8. The novel compounds of Formula III are expected to be useful in the therapy of proliferative diseases such as cancer, autoimmune diseases, viral diseases, fungal diseases, neurological/neurodegenerative disorders, arthritis, inflammation, anti-proliferative (e.g., ocular retinopathy), neuronal, alopecia and cardiovascular disease. Many of these diseases and disorders are listed in U.S. 6,413,974 cited earlier, the disclosure of which is incorporated herein.

More specifically, the compounds of Formula III can be useful in the treatment of a variety of cancers, including (but not limited to) the following: carcinoma, including that of the bladder, breast, colon, kidney, liver, lung, including small cell lung cancer, esophagus, gall bladder, ovary, pancreas, stomach, cervix, thyroid, prostate, and skin, including squamous cell carcinoma; hematopoietic tumors of lymphoid lineage, including leukemia, acute lymphocytic leukemia, acute lymphoblastic leukemia, B-cell lymphoma, T- cell

lymphoma, Hodgkins lymphoma, non-Hodgkins lymphoma, hairy cell lymphoma and Burkett's lymphoma;

hematopoietic tumors of myeloid lineage, including acute and chronic myelogenous leukemias, myelodysplastic syndrome and promyelocytic leukemia;

5 tumors of mesenchymal origin, including fibrosarcoma and rhabdomyosarcoma;

tumors of the central and peripheral nervous system, including astrocytoma, neuroblastoma, glioma and schwannomas; and

10 other tumors, including melanoma, seminoma, teratocarcinoma, osteosarcoma, xenoderoma pigmentosum, keratocanthoma, thyroid follicular cancer and Kaposi's sarcoma.

Due to the key role of CDKs in the regulation of cellular proliferation in general, inhibitors could act as reversible cytostatic agents which may be useful in the treatment of any disease process which features abnormal cellular

15 proliferation, e.g., benign prostate hyperplasia, familial adenomatosis polyposis, neuro-fibromatosis, atherosclerosis, pulmonary fibrosis, arthritis, psoriasis, glomerulonephritis, restenosis following angioplasty or vascular surgery, hypertrophic scar formation, inflammatory bowel disease, transplantation rejection, endotoxic shock, and fungal infections.

20 Compounds of Formula III may also be useful in the treatment of Alzheimer's disease, as suggested by the recent finding that CDK5 is involved in the phosphorylation of tau protein (*J. Biochem*, (1995) 117, 741-749).

Compounds of Formula III may induce or inhibit apoptosis. The apoptotic response is aberrant in a variety of human diseases. Compounds of Formula III,

25 as modulators of apoptosis, will be useful in the treatment of cancer (including but not limited to those types mentioned hereinabove), viral infections (including but not limited to herpevirus, poxvirus, Epstein- Barr virus, Sindbis virus and adenovirus), prevention of AIDS development in HIV-infected individuals, autoimmune diseases (including but not limited to systemic lupus, erythematosus,

30 autoimmune mediated glomerulonephritis, rheumatoid arthritis, psoriasis,

inflammatory bowel disease, and autoimmune diabetes mellitus), neurodegenerative disorders (including but not limited to Alzheimer's disease, AIDS-related dementia, Parkinson's disease, amyotrophic lateral sclerosis, retinitis pigmentosa, spinal muscular atrophy and cerebellar degeneration),
5 myelodysplastic syndromes, aplastic anemia, ischemic injury associated with myocardial infarctions, stroke and reperfusion injury, arrhythmia, atherosclerosis, toxin-induced or alcohol related liver diseases, hematological diseases (including but not limited to chronic anemia and aplastic anemia), degenerative diseases of the musculoskeletal system (including but not limited to osteoporosis and arthritis)
10 aspirin-sensitive rhinosinusitis, cystic fibrosis, multiple sclerosis, kidney diseases and cancer pain.

Compounds of Formula III, as inhibitors of the CDKs, can modulate the level of cellular RNA and DNA synthesis. These agents would therefore be useful in the treatment of viral infections (including but not limited to HIV, human
15 papilloma virus, herpesvirus, poxvirus, Epstein-Barr virus, Sindbis virus and adenovirus).

Compounds of Formula III may also be useful in the chemoprevention of cancer. Chemoprevention is defined as inhibiting the development of invasive cancer by either blocking the initiating mutagenic event or by blocking the
20 progression of pre-malignant cells that have already suffered an insult or inhibiting tumor relapse.

Compounds of Formula III may also be useful in inhibiting tumor angiogenesis and metastasis.

Compounds of Formula III may also act as inhibitors of other protein
25 kinases, e.g., protein kinase C, her2, raf 1, MEK1, MAP kinase, EGF receptor, PDGF receptor, IGF receptor, PI3 kinase, wee1 kinase, Src, Abl and thus be effective in the treatment of diseases associated with other protein kinases.

Another aspect of this invention is a method of treating a mammal (e.g., human) having a disease or condition associated with the CDKs by administering
30 a therapeutically effective amount of at least one compound of Formula III, or a

pharmaceutically acceptable salt or solvate of said compound to the mammal.

A preferred dosage is about 0.001 to 500 mg/kg of body weight/day of the compound of Formula III. An especially preferred dosage is about 0.01 to 25 mg/kg of body weight/day of a compound of Formula III, or a pharmaceutically acceptable salt or solvate of said compound.

The compounds of this invention may also be useful in combination (administered together or sequentially) with one or more of anti-cancer treatments such as radiation therapy, and/or one or more anti-cancer agents selected from the group consisting of cytostatic agents, cytotoxic agents (such as for example, but not limited to, DNA interactive agents (such as cisplatin or doxorubicin)); taxanes (e.g. taxotere, taxol); topoisomerase II inhibitors (such as etoposide); topoisomerase I inhibitors (such as irinotecan (or CPT-11), camptostar, or topotecan); tubulin interacting agents (such as paclitaxel, docetaxel or the epothilones); hormonal agents (such as tamoxifen); thymidilate synthase inhibitors (such as 5-fluorouracil); anti-metabolites (such as methotrexate); alkylating agents (such as temozolomide (TEMODARTM from Schering-Plough Corporation, Kenilworth, New Jersey), cyclophosphamide); Farnesyl protein transferase inhibitors (such as, SARASARTM(4-[2-[4-[(11R)-3,10-dibromo-8-chloro-6,11-dihydro-5H-benzo[5,6]cyclohepta[1,2-b]pyridin-11-yl]-1-piperidinyl]-2-oxoehtyl]-1-piperidinecarboxamide, or SCH 66336 from Schering-Plough Corporation, Kenilworth, New Jersey), tipifarnib (Zarnestra[®] or R115777 from Janssen Pharmaceuticals), L778,123 (a farnesyl protein transferase inhibitor from Merck & Company, Whitehouse Station, New Jersey), BMS 214662 (a farnesyl protein transferase inhibitor from Bristol-Myers Squibb Pharmaceuticals, Princeton, New Jersey); signal transduction inhibitors (such as, Iressa (from Astra Zeneca Pharmaceuticals, England), Tarceva (EGFR kinase inhibitors), antibodies to EGFR (e.g., C225), GLEEVECTM (C-abl kinase inhibitor from Novartis Pharmaceuticals, East Hanover, New Jersey); interferons such as, for example, intron (from Schering-Plough Corporation), Peg-Intron (from Schering-Plough

Corporation); hormonal therapy combinations; aromatase combinations; ara-C, adriamycin, cytoxan, and gemcitabine.

Other anti-cancer (also known as anti-neoplastic) agents include but are not limited to Uracil mustard, Chlormethine, Ifosfamide, Melphalan, Chlorambucil, Pipobroman, Triethylenemelamine, Triethylenethiophosphoramine, Busulfan, Carmustine, Lomustine, Streptozocin, Dacarbazine, Floxuridine, Cytarabine, 6-Mercaptopurine, 6-Thioguanine, Fludarabine phosphate, oxaliplatin, leucovirin, oxaliplatin (ELOXATIN™ from Sanofi-Synthelabo Pharmaceutics, France), Pentostatine, Vinblastine, Vincristine, Vindesine, Bleomycin, Dactinomycin, Daunorubicin, Doxorubicin, Epirubicin, Idarubicin, Mithramycin, Deoxycoformycin, Mitomycin-C, L-Asparaginase, Teniposide 17 α -Ethinylestradiol, Diethylstilbestrol, Testosterone, Prednisone, Fluoxymesterone, Dromostanolone propionate, Testolactone, Megestrolacetate, Methylprednisolone, Methyltestosterone, Prednisolone, Triamcinolone, Chlorotrianisene, Hydroxyprogesterone, Aminoglutethimide, Estramustine, Medroxyprogesteroneacetate, Leuprolide, Flutamide, Toremifene, goserelin, Cisplatin, Carboplatin, Hydroxyurea, Amsacrine, Procarbazine, Mitotane, Mitoxantrone, Levamisole, Navelbene, Anastrozole, Letrazole, Capecitabine, Reloxafine, Droloxafine, or Hexamethylmelamine.

If formulated as a fixed dose, such combination products employ the compounds of this invention within the dosage range described herein and the other pharmaceutically active agent or treatment within its dosage range. For example, the CDC2 inhibitor olomucine has been found to act synergistically with known cytotoxic agents in inducing apoptosis (*J. Cell Sci.*, (1995) 108, 2897). Compounds of Formula III may also be administered sequentially with known anticancer or cytotoxic agents when a combination formulation is inappropriate. The invention is not limited in the sequence of administration; compounds of Formula III may be administered either prior to or after administration of the known anticancer or cytotoxic agent. For example, the cytotoxic activity of the cyclin-dependent kinase inhibitor flavopiridol is affected by the sequence of

administration with anticancer agents. *Cancer Research*, (1997) 57, 3375. Such techniques are within the skills of persons skilled in the art as well as attending physicians.

Accordingly, in an aspect, this invention includes combinations comprising
5 an amount of at least one compound of Formula III, or a pharmaceutically acceptable salt or solvate thereof, and an amount of one or more anti-cancer treatments and anti-cancer agents listed above wherein the amounts of the compounds/ treatments result in desired therapeutic effect.

The pharmacological properties of the compounds of this invention may be
10 confirmed by a number of pharmacological assays. The exemplified pharmacological assays which are described later have been carried out with the compounds according to the invention and their salts.

This invention is also directed to pharmaceutical compositions which
15 comprise at least one compound of Formula III, or a pharmaceutically acceptable salt or solvate of said compound and at least one pharmaceutically acceptable carrier.

For preparing pharmaceutical compositions from the compounds described
by this invention, inert, pharmaceutically acceptable carriers can be either solid or liquid. Solid form preparations include powders, tablets, dispersible granules,
20 capsules, cachets and suppositories. The powders and tablets may be comprised of from about 5 to about 95 percent active ingredient. Suitable solid carriers are known in the art, e.g., magnesium carbonate, magnesium stearate, talc, sugar or lactose. Tablets, powders, cachets and capsules can be used as solid dosage forms suitable for oral administration. Examples of pharmaceutically acceptable
25 carriers and methods of manufacture for various compositions may be found in A. Gennaro (ed.), *Remington's Pharmaceutical Sciences*, 18th Edition, (1990), Mack Publishing Co., Easton, Pennsylvania.

Liquid form preparations include solutions, suspensions and emulsions. As
an example may be mentioned water or water-propylene glycol solutions for
30 parenteral injection or addition of sweeteners and opacifiers for oral solutions,

suspensions and emulsions. Liquid form preparations may also include solutions for intranasal administration.

Aerosol preparations suitable for inhalation may include solutions and solids in powder form, which may be in combination with a pharmaceutically acceptable carrier, such as an inert compressed gas, e.g. nitrogen.

Also included are solid form preparations that are intended to be converted, shortly before use, to liquid form preparations for either oral or parenteral administration. Such liquid forms include solutions, suspensions and emulsions.

The compounds of the invention may also be deliverable transdermally. The transdermal compositions can take the form of creams, lotions, aerosols and/or emulsions and can be included in a transdermal patch of the matrix or reservoir type as are conventional in the art for this purpose.

The compounds of this invention may also be delivered subcutaneously.

Preferably the compound is administered orally.

Preferably, the pharmaceutical preparation is in a unit dosage form. In such form, the preparation is subdivided into suitably sized unit doses containing appropriate quantities of the active component, e.g., an effective amount to achieve the desired purpose.

The quantity of active compound in a unit dose of preparation may be varied or adjusted from about 1 mg to about 100 mg, preferably from about 1 mg to about 50 mg, more preferably from about 1 mg to about 25 mg, according to the particular application.

The actual dosage employed may be varied depending upon the requirements of the patient and the severity of the condition being treated.

Determination of the proper dosage regimen for a particular situation is within the skill of the art. For convenience, the total daily dosage may be divided and administered in portions during the day as required.

The amount and frequency of administration of the compounds of the invention and/or the pharmaceutically acceptable salts thereof will be regulated according to the judgment of the attending clinician considering such factors as

age, condition and size of the patient as well as severity of the symptoms being treated. A typical recommended daily dosage regimen for oral administration can range from about 1 mg/day to about 500 mg/day, preferably 1 mg/day to 200 mg/day, in two to four divided doses.

5 Another aspect of this invention is a kit comprising a therapeutically effective amount of at least one compound of Formula III, or a pharmaceutically acceptable salt or solvate of said compound and a pharmaceutically acceptable carrier, vehicle or diluent.

10 Yet another aspect of this invention is a kit comprising an amount of at least one compound of Formula III, or a pharmaceutically acceptable salt or solvate of said compound and an amount of at least one anticancer therapy and/or anti-cancer agent listed above, wherein the amounts of the two or more ingredients result in desired therapeutic effect.

15 The invention disclosed herein is exemplified by the following preparations and examples which should not be construed to limit the scope of the disclosure. Alternative mechanistic pathways and analogous structures will be apparent to those skilled in the art.

20 Where NMR data are presented, ^1H spectra were obtained on either a Varian VXR-200 (200 MHz, ^1H), Varian Gemini-300 (300 MHz) or XL-400 (400 MHz) and are reported as ppm down field from Me_4Si with number of protons, multiplicities, and coupling constants in Hertz indicated parenthetically. Where LC/MS data are presented, analyses was performed using an Applied Biosystems API-100 mass spectrometer and Shimadzu SCL-10A LC column: Altech platinum C18, 3 micron, 33mm x 7mm ID; gradient flow: 0 min – 10% CH_3CN , 5 min – 95% CH_3CN , 7 min – 95% CH_3CN , 7.5 min – 10% CH_3CN , 9 min – stop. The retention time and observed parent ion are given.

The following solvents and reagents may be referred to by their abbreviations in parenthesis:

Thin layer chromatography: TLC

30 dichloromethane: CH_2Cl_2

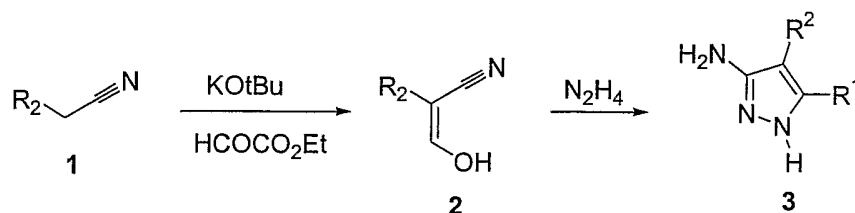
- ethyl acetate: AcOEt or EtOAc
methanol: MeOH
trifluoroacetate: TFA
triethylamine: Et₃N or TEA
- 5 butoxycarbonyl: n-Boc or Boc
nuclear magnetic resonance spectroscopy: NMR
liquid chromatography mass spectrometry: LCMS
high resolution mass spectrometry: HRMS
milliliters: mL
- 10 millimoles: mmol
microliters: μ l
grams: g
milligrams: mg
room temperature or rt (ambient): about 25°C.
- 15 N-bromosuccinimide: NBS
N-chlorosuccinimide: NCS

EXAMPLES

In general, the compounds described in this invention can be prepared
20 through the general routes described below. Treatment of the starting nitrile
(Scheme 1) with potassium t-butoxide and ethyl formate gives rise to the
intermediate enol 2 which upon treatment with hydrazine gives the desired
substituted 3-aminopyrazole. Condensation of compounds of type 3 with the
appropriately functionalized keto ester of type 5 gives rise to the pyridones 6 as
25 shown on in Scheme 3. The keto esters used in this general route are either
commercially available or can be made as illustrated in Scheme 2.

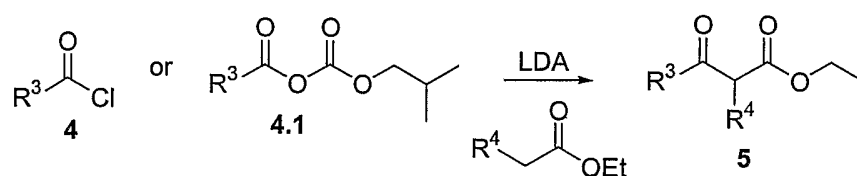
SCHEME 1

29



The chlorides of type 7 can be prepared by treatment of the pyridones 6 with POCl₃. When R² is equal to H, substitution in this position is possible on compounds of type 9 by electrophilic halogenation, acylation, and various other electrophilic aromatic substitutions.

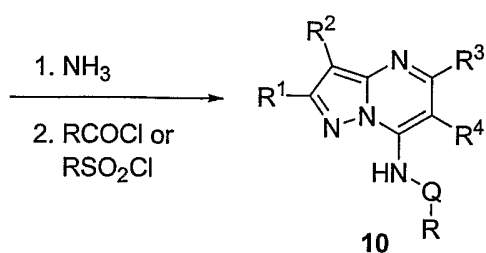
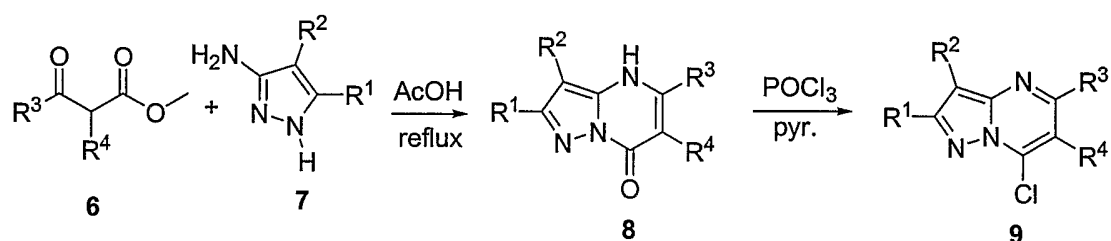
Scheme 2



Incorporation of the N7-amino functionality can be accomplished through displacement of the chloride of compounds of type 9 with ammonia. (Scheme 3).

10 Acylation with an appropriately substituted acid chloride or sulfonyl chloride gives the desired compounds of type 10.

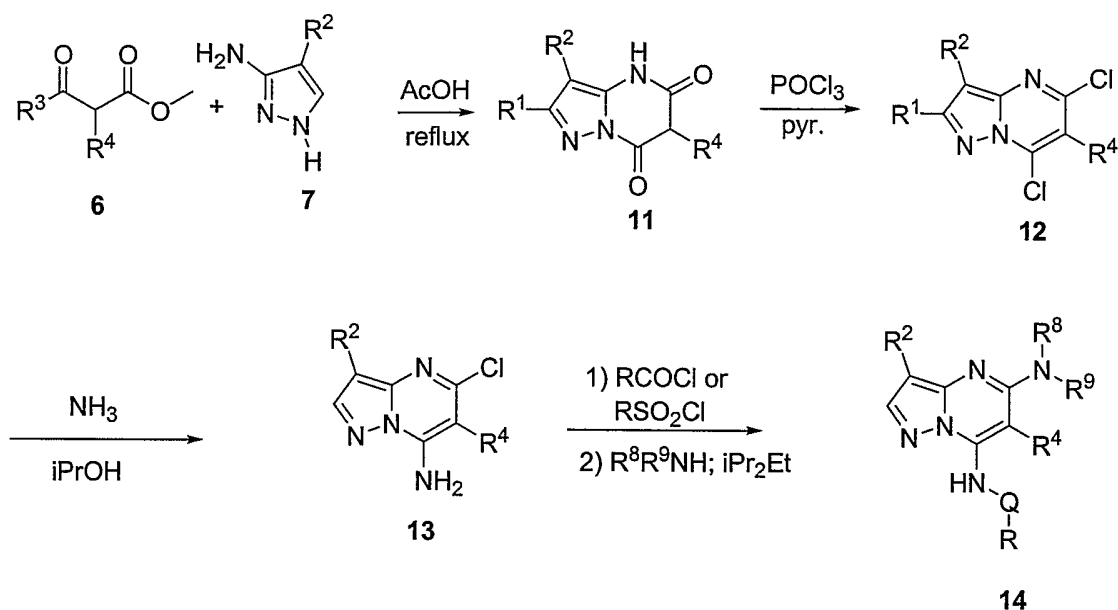
SCHEME 3



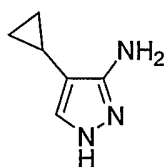
When $R^3 = \text{OEt}$ in compounds of type 6, the dichlorides of type 12 can easily be prepared as outlined in Scheme 4. Selective displacements of the 7-chloride gives rise to compounds of type 13, which can readily be converted to products of type 14 or the corresponding sulfonimides.

5

SCHEME 4



PREPARATIVE EXAMPLE 1:



Step A:

10

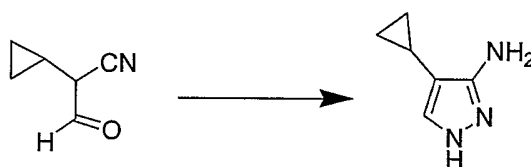


15

A procedure in German patent DE 19834047 A1, p 19 was followed. To a solution of KOtBu (6.17 g, 0.055 mol) in anhydrous THF (40 mL) was added, dropwise, a solution of cyclopropylacetonitrile (2.0 g, 0.025 mol) and ethyl formate (4.07 g, 0.055 mol) in anhydrous THF (4 mL). A precipitate formed immediately. This mixture was stirred for 12 hr. It was concentrated under vacuum and the residue stirred with Et₂O (50 mL). The resulting residue was

decanted and washed with Et₂O (2 x 50 mL) and Et₂O removed from the residue under vacuum. The residue was dissolved in cold H₂O (20 mL) and the pH adjusted to 4 – 5 with 12N HCl. The mixture was extracted with CH₂Cl₂ (2 x 50 mL). The organic layers were combined, dried over MgSO₄ and concentrated under vacuum to give the aldehyde as a tan liquid.

Step B:



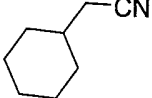
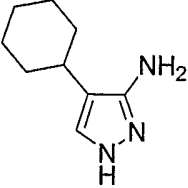
The product from Preparative Example 1, Step A (2.12 g, 0.0195 mol), NH₂NH₂ · H₂O (1.95 g, 0.039 mol) and 1.8 g (0.029 mole) of glacial CH₃CO₂H (1.8 g, 0.029 mol) were dissolved in EtOH (10 mL). The mixture was refluxed for 6 hr and concentrated under vacuum. The residue was slurried in CH₂Cl₂ (150 mL) and the pH adjusted to with 1N NaOH. The organic layer was washed with brine, dried over MgSO₄ and concentrated under vacuum to give the product as a waxy orange solid.

15 PREPARATIVE EXAMPLES 2-3:

By essentially the same procedure set forth in Preparative Example 1, only substituting the nitrile shown in Column 2 of Table 2, the compounds in Column 3 of Table 2 were prepared:

TABLE 2

Prep. Ex.	Column 2	Column 3
2		

3		
---	---	--

PREPARATIVE EXAMPLE 4:

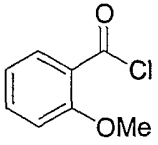
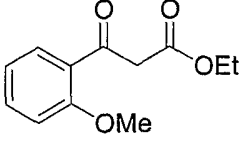
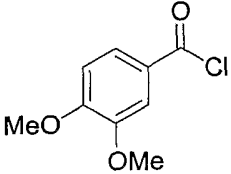
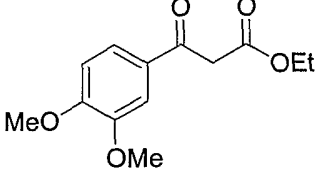
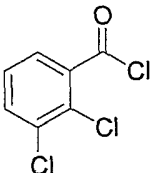
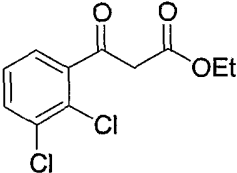
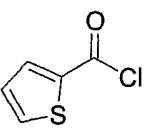
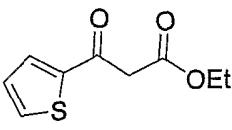
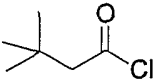
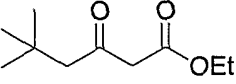
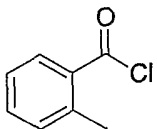
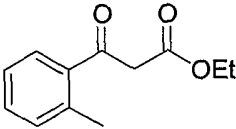
The reactions were done as outlined in (Olsen, K.O. *J. Org. Chem.*, (1987) 52, 4531 – 4536). Thus, to a stirred solution of lithium diisopropylamide in THF at -65 to -70°C was added freshly distilled ethyl acetate, dropwise. The resulting solution was stirred for 30 min and the acid chloride was added as a solution in THF. The reaction mixture was stirred at -65 to -70°C for 30 min and then terminated by the addition of 1 N HCl solution. The resulting two-phased mixture was allowed to warm to ambient temperature. The resulting mixture was diluted with EtOAc (100 mL) the organic layer was collected. The aqueous layer was extracted with EtOAc (100 mL). The organic layers were combined, washed with brine, dried (Na₂SO₄), and concentrated *in vacuo* to give the crude β-keto esters, which were used in the subsequent condensations.


PREPARATIVE EXAMPLES 5-10:

By following essentially the same procedure set forth in Preparative Example 4 only substituting the acid chlorides shown in Column 2 of Table 3, the β-keto esters shown in Column 3 of Table 3 were prepared:

TABLE 3

Prep. Ex.	<u>Column 2</u>	<u>Column 3</u>	<u>DATA</u>

5			Yield = 99% LCMS: MH ⁺ = 223
6			Yield = 99% LCMS: MH ⁺ = 253
7			Yield = 80% LCMS: MH ⁺ = 261
8			Yield = 93% MH ⁺ = 199
9			Yield=93%
10			Yield=100%

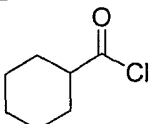
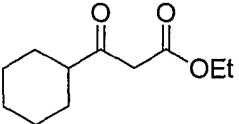
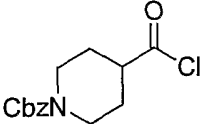
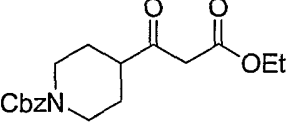
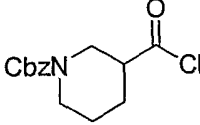
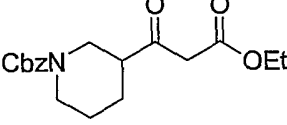
PREPARATIVE EXAMPLE 11:

- To a solution of the acid in THF was added Et₃N, followed by isobutyl
- 5 chloroformate at -20 to -30°C. After the mixture was stirred for 30 min at -20 to -30°C, triethylamine hydrochloride was filtered off under argon, and the filtrate was added to the LDA-EtOAc reaction mixture (prepared as outlined in Method A) at -65 to -70 C. After addition of 1 N HCl, followed by routine workup of the reaction mixture and evaporation of the solvents, the crude β-keto esters were isolated.
- 10 The crude material was used in the subsequent condensations.

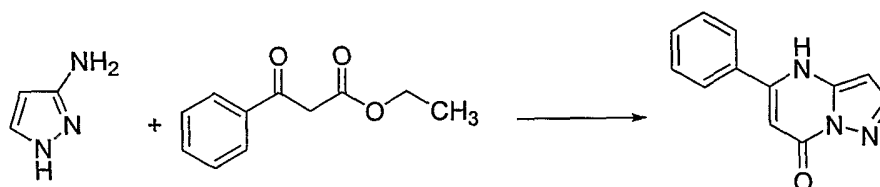
PREPARATIVE EXAMPLES 12 - 14:

By following essentially the same conditions set forth in Preparative Example 11 only substituting the carboxylic acid shown in Column 2 of Table 4, the compounds shown in Column 3 of Table 4 were prepared:

TABLE 4

Prep. Ex.	Column 2	Column 3	DATA
12			Yield = 99 MH ⁺ = 199
13			Yield = 99 MH ⁺ = 334
14			Yield = 99 MH ⁺ = 334

5

PREPARATIVE EXAMPLE 15:

A solution of 3-aminopyrazole (2.0g, 24.07 mmol) and ethyl benzoylacetate (4.58 mL, 1.1 eq.) in AcOH (15 mL) was heated at reflux for 3 hours. The reaction mixture was cooled to room temperature and concentrated *in vacuo*. The resulting solid was diluted with EtOAc and filtered to give a white solid (2.04 g, 40% yield).

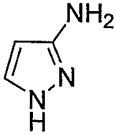
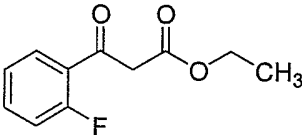
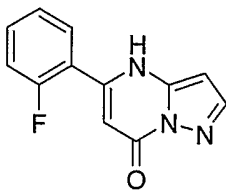
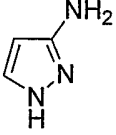
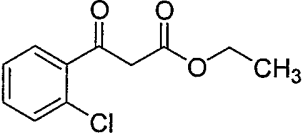
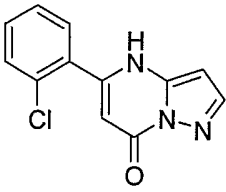
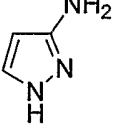
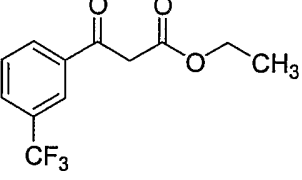
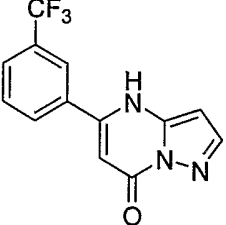
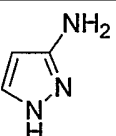
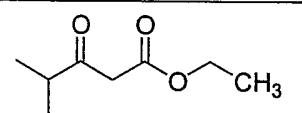
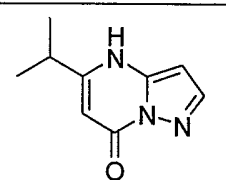
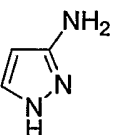
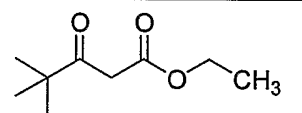
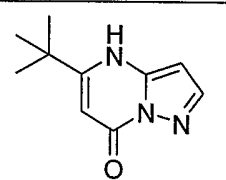
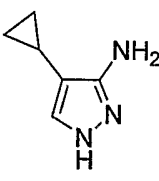
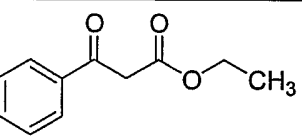
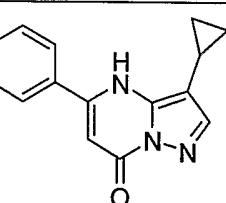
10

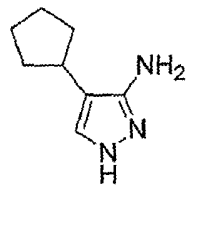
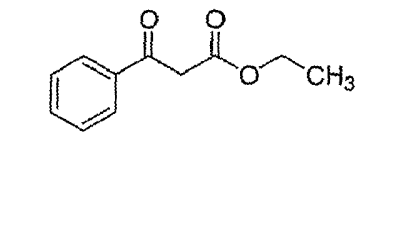
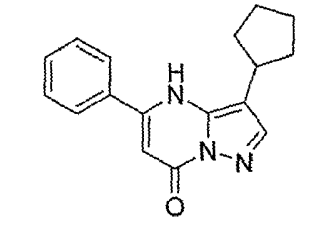
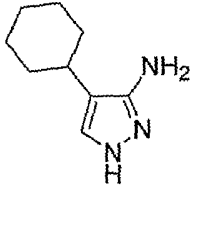
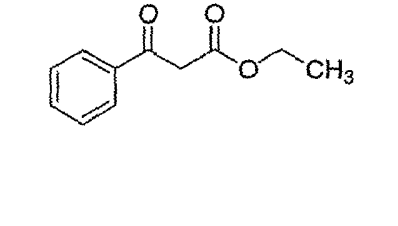
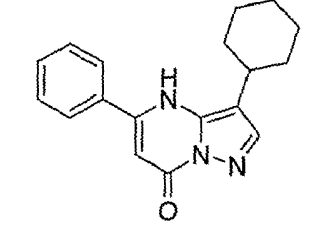
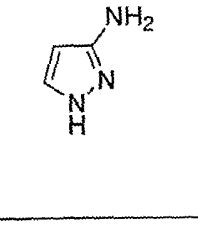
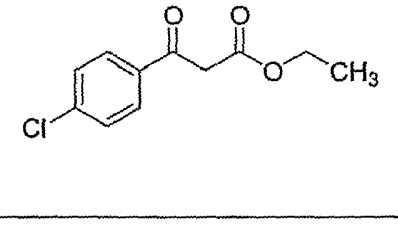
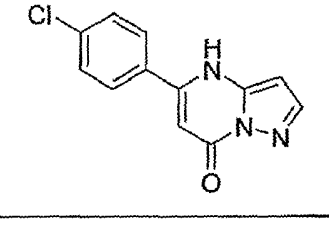
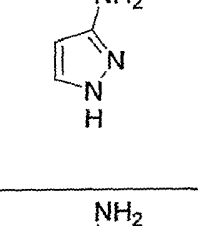
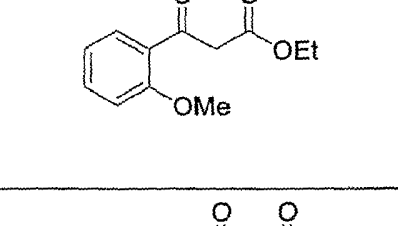
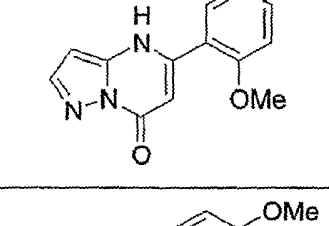
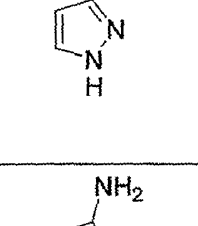
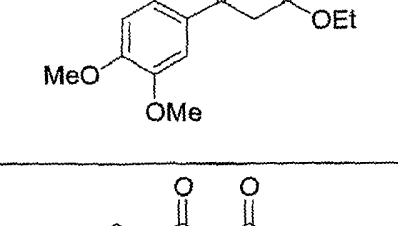
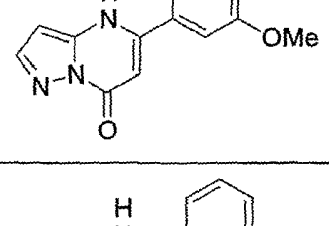
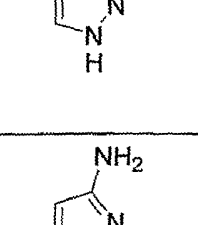
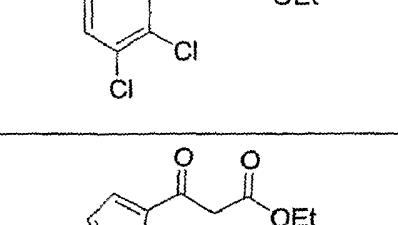
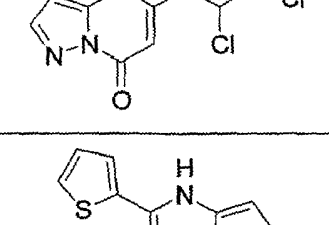
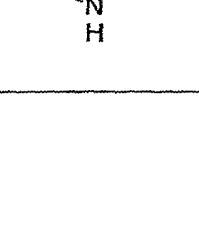

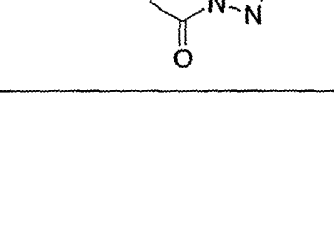
PREPARATIVE EXAMPLES 16-37:

By essentially the same procedure set forth in Preparative Example 15 only substituting the aminopyrazole shown in Column 2 of Table 5 and the ester shown in Column 3 of Table 5, the compounds shown in Column 4 of Table 5 were prepared:

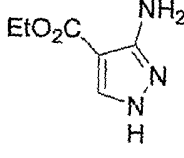
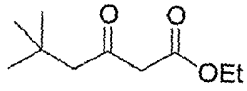
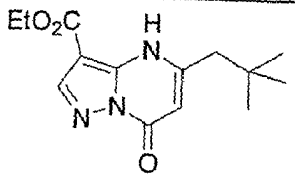
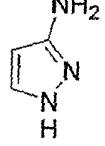
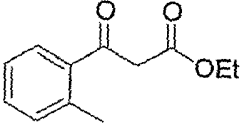
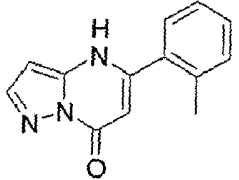
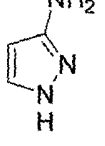
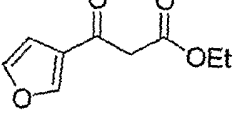
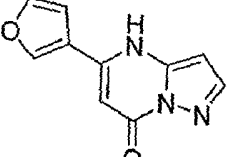
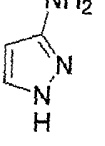
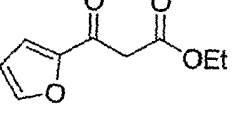
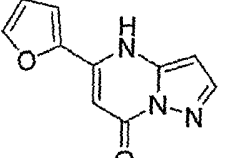
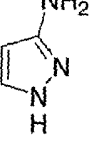
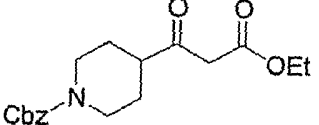
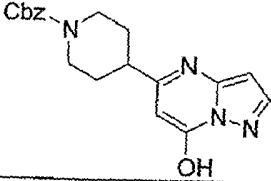
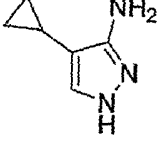
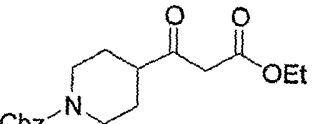
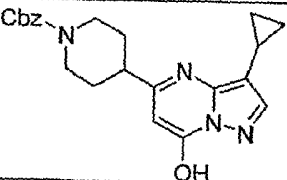
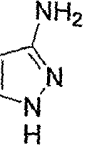
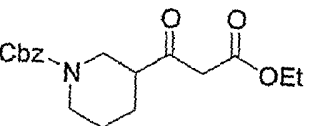
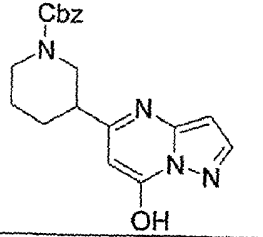
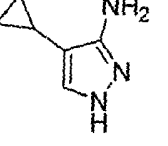
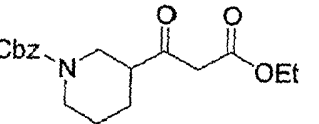
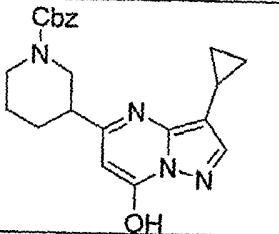
15

TABLE 5

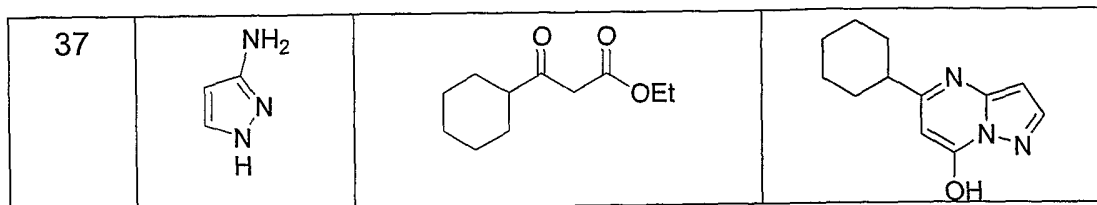
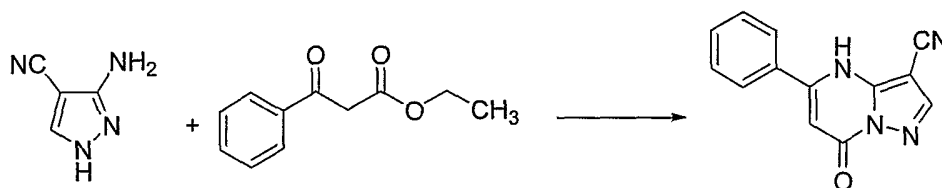
Prep. Ex.	Column 2	Column 3	Column 4
16			
17			
18			
19			
20			
21			

22			
23			
24			
25			
26			
27			
28			

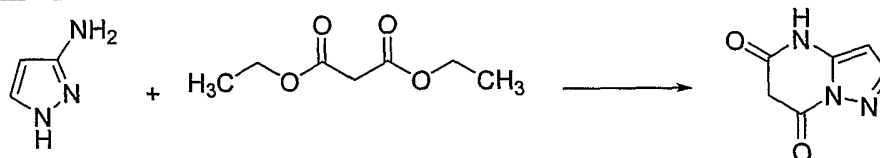
37

29			
30			
31			
32			
33			
34			
35			
36			

38

PREPARATIVE EXAMPLE 38:

5 Ethyl benzoylacetate (1.76 mL, 1.1 eq.) and 3-amino-4-cyanopyrazole (1.0 g, 9.25 mmol) in AcOH (5.0 mL) and H₂O (10 mL) was heated at reflux 72 hours. The resulting solution was cooled to room temperature, concentrated *in vacuo*, and diluted with EtOAc. The resulting precipitate was filtered, washed with EtOAc, and dried *in vacuo* (0.47 g, 21% yield).

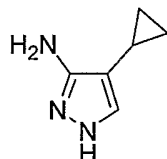
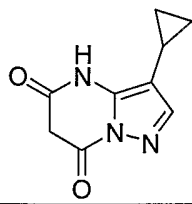
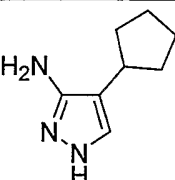
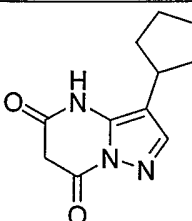
PREPARATIVE EXAMPLE 39:

10 A procedure in US patent 3,907,799 was followed. Sodium (2.3 g, 2 eq.) was added to EtOH (150 mL) portionwise. When the sodium was completely dissolved, 3-aminopyrazole (4.2 g, 0.05 mol) and diethyl malonate (8.7 g, 1.1 eq.) were added and the resulting solution heated to reflux for 3 hours. The resulting suspension was cooled to room temperature and filtered. The filter cake was dissolved in H₂O, the pH adjusted to 1-2 with concentrated HCl and the resulting solid was filtered, washed with H₂O (100 mL) and dried under vacuum to give a white solid (4.75 g, 63% yield).


PREPARATIVE EXAMPLES 40-41:

By essentially the same procedure set forth in Preparative Example 39 only substituting the compound shown in Column 2 of Table 6, the compounds shown in Column 3 of Table 6 are prepared:

TABLE 6

Prep. Ex.	Column 2	Column 3
40		
41		

5

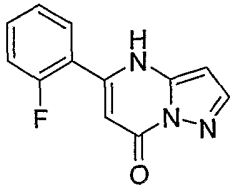
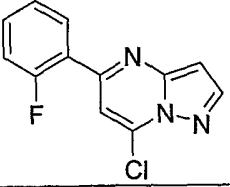
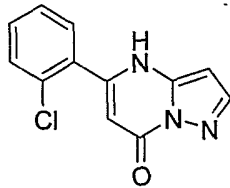
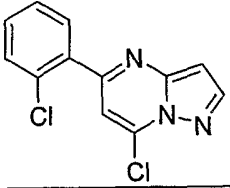
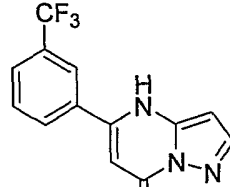
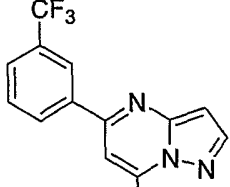
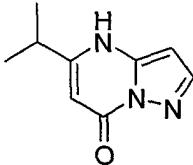
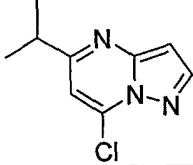
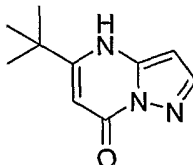
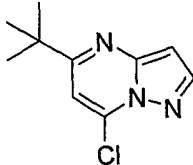
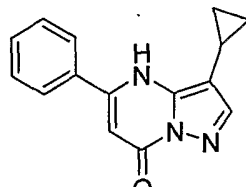
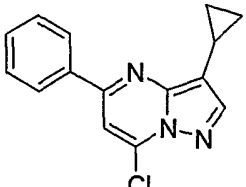
PREPARATIVE EXAMPLE 42:

A solution of the compound prepared in Preparative Example 15 (1.0 g, 4.73 mmol) in POCl₃ (5 mL) and pyridine (0.25 mL) was stirred at room temperature 3 days. The resulting slurry was diluted with Et₂O, filtered, and the solid residue washed with Et₂O. The combined Et₂O washings were cooled to 0°C and treated with ice. When the vigorous reaction ceased, the resulting mixture was diluted with H₂O, separated, and the aqueous layer extracted with Et₂O. The combined organics were washed with H₂O and saturated NaCl, dried over Na₂SO₄, filtered, and concentrated to give a pale yellow solid (0.86 g, 79% yield). LCMS: MH⁺=230.

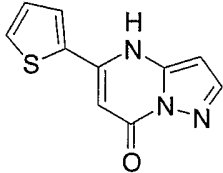
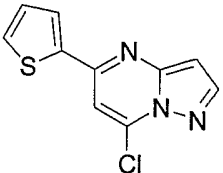
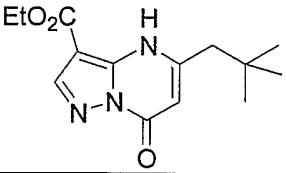
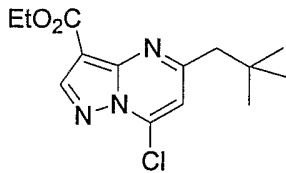
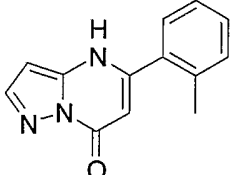
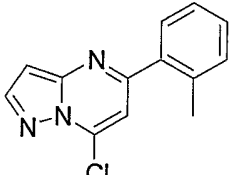
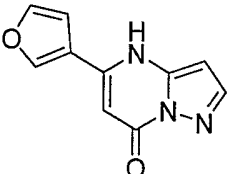
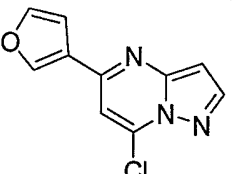
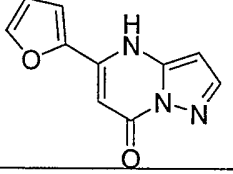
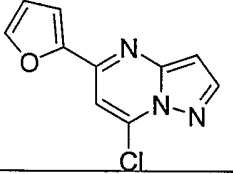
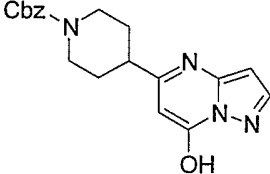
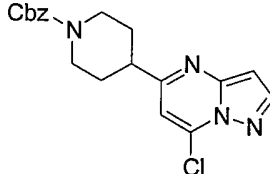
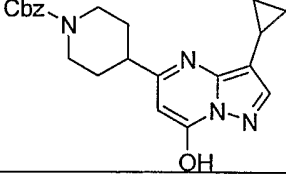
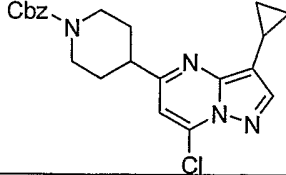
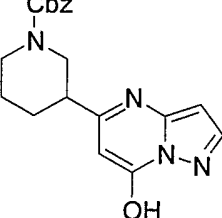
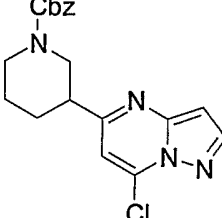
PREPARATIVE EXAMPLE 43 – 65:

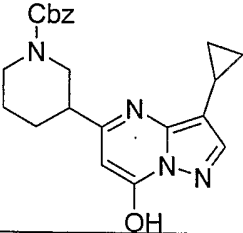
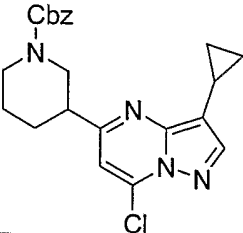
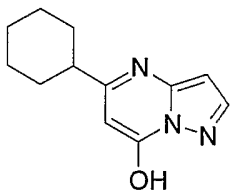
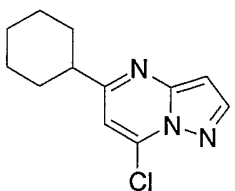
By following essentially the same procedure set forth in Preparative Example 42, only substituting the compound shown in Column 2 of Table 7, the compounds shown in Column 3 of Table 7 were prepared:


TABLE 7

Prep. Ex.	Column 2	Column 3	DATA
43			LCMS: MH ⁺ =248
44			---
45			LCMS: MH ⁺ =298
46			LCMS: MH ⁺ =196
47			LCMS: MH ⁺ =210
48			---

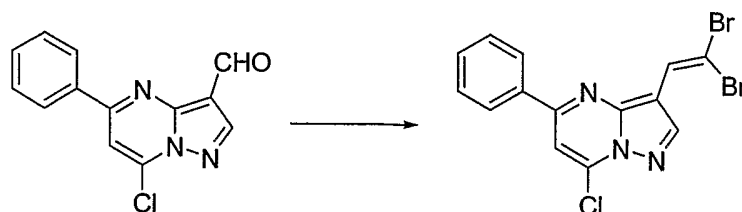
49			---
50			---
51			LCMS: MH ⁺ =255
52			---
53			Yield = 65% LCMS: MH ⁺ = 260
54			Yield = 35% LCMS: MH ⁺ = 290
55			Yield = 32% LCMS: MH ⁺ = 298

56			Yield = 45% LCMS: MH ⁺ = 236
57			Yield=30% LCMS: MH ⁺ =295
58			Yield=98% LCMS: MH ⁺ =244
59			
60			
61			Yield = 96 MH ⁺ = 371
62			
63			Yield = 99 MH ⁺ = 371

64			
65			Yield = quant. MH ⁺ =236

PREPARATIVE EXAMPLE 66:


To a solution of the compound from Preparative Example 42 (1.0 g, 4.35
 5 mmol) in DMF (6 mL) was added POCl₃ (1.24 mL, 3.05 eq.) and the resulting
 mixture was stirred at room temperature overnight. The reaction mixture was
 cooled to 0°C and the excess POCl₃ was quenched by the addition of ice. The
 resulting solution was neutralized with 1N NaOH, diluted with H₂O, and extracted
 with CH₂Cl₂. The combined organics were dried over Na₂SO₄, filtered and
 10 concentrated *in vacuo*. The crude product was purified by flash chromatography
 using a 5% MeOH in CH₂Cl₂ solution as eluent (0.95 g, 85% yield). LCMS:
 MH⁺=258.

PREPARATIVE EXAMPLE 67:

15 To a solution of PPh₃ (4.07 g, 4.0 eq.) and CBr₄ (2.57 g, 2.0 eq.) in CH₂Cl₂
 (75 mL) at 0 °C was added the compound prepared in Preparative Example 168

(1.0 g, 3.88 mmol). The resulting solution was stirred at at 0 °C for 1 hour and concentrated under reduced pressure. The residue was purified by flash chromatography using a 20% EtOAc in hexanes solution as eluent (1.07 g, 67% yield).

5 PREPARATIVE EXAMPLE 68:



POCl₃ (62 mL) was cooled to 5 °C under nitrogen and dimethylaniline (11.4 g, 2.8 eq.) and the compound prepared in Preparative Example 39 (4.75 g, 0.032 mol). The reaction mixture was warmed to 60 °C and stirred overnight. The reaction mixture was cooled to 30 °C and the POCl₃ was distilled off under reduced pressure. The residue was dissolved in CH₂Cl₂ (300 mL) and poured onto ice. After stirring 15 minutes, the pH of the mixture was adjusted to 7-8 with solid NaHCO₃. The layers were separated and the organic layer was washed with H₂O (3 x 200 mL), dried over MgSO₄, filtered, and concentrated. The crude product was purified by flash chromatography using a 50 : 50 CH₂Cl₂ : hexanes solution as eluent to elute the dimethyl aniline. The eluent was then changed to 75 : 25 CH₂Cl₂ : hexanes to elute the desired product (4.58 g, 77% yield). MS: MH⁺=188.

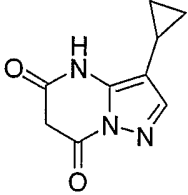
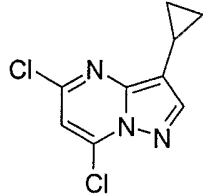
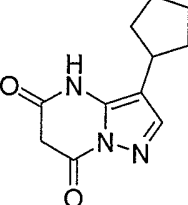
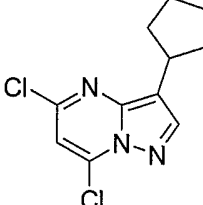
20 PREPARATIVE EXAMPLES 69-70:

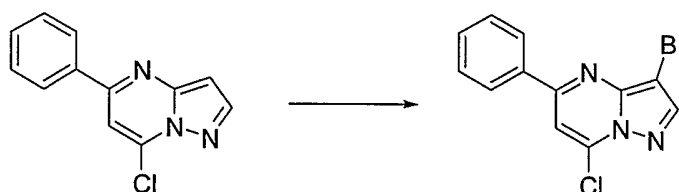
By essentially the same procedure set forth in Preparative Example 68 only substituting the compound in Column 2 of Table 8, the compounds shown in Column 3 of Table 8 are prepared:

TABLE 8

25

Prep. Ex.	<u>Column 2</u>	<u>Column 3</u>

69		
70		

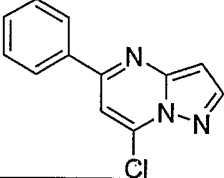
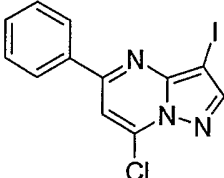
PREPARATIVE EXAMPLE 71:

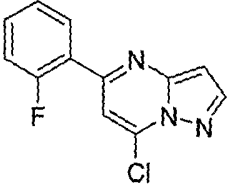
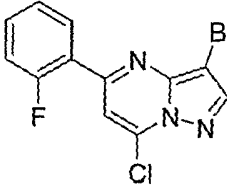
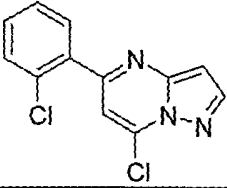
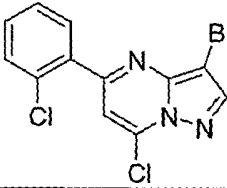
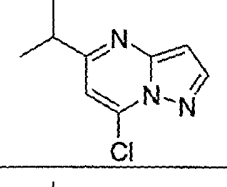
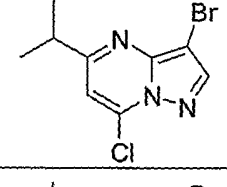
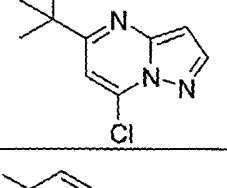
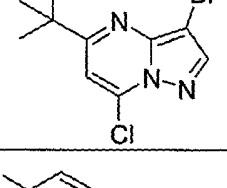
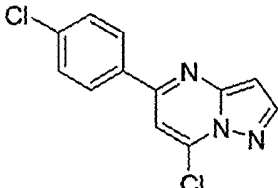
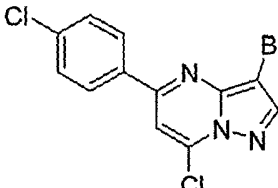
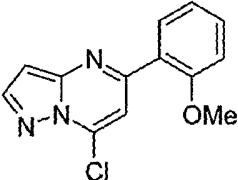
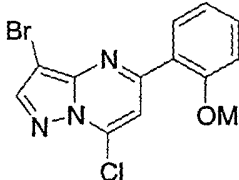
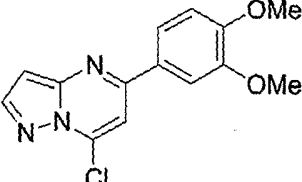
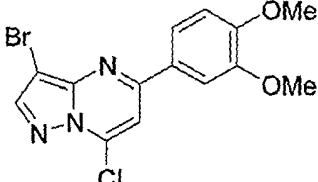
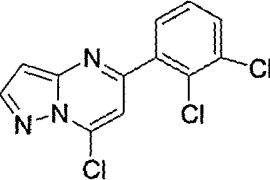
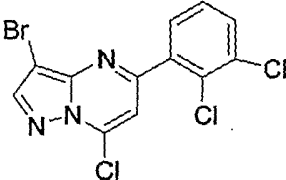
- A solution of the compound prepared in Preparative Example 42 (0.10 g, 0.435 mmol) in CH₃CN (3 mL) was treated with NBS (0.085 g, 1.1 eq.). The reaction mixture was stirred at room temperature 1 hour and concentrated under reduced pressure. The crude product was purified by flash chromatography using a 20% EtOAc in hexanes solution as eluent (0.13 g, 100% yield). LCMS: MH⁺=308.

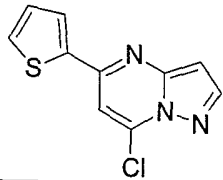
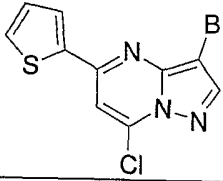
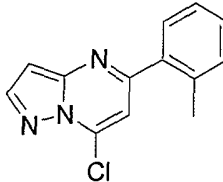
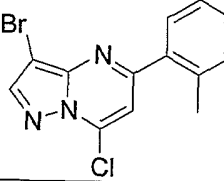
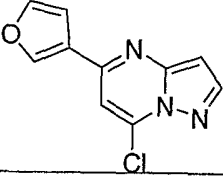
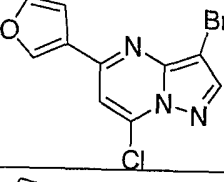
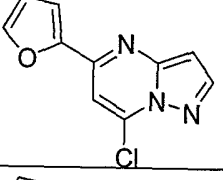
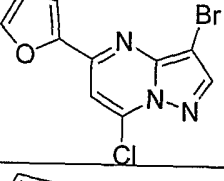
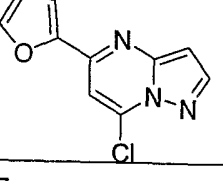
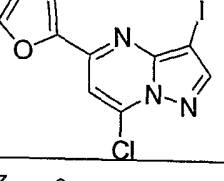
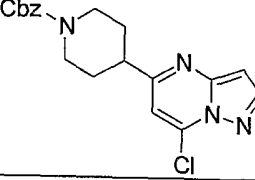
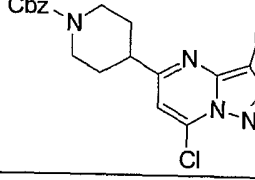
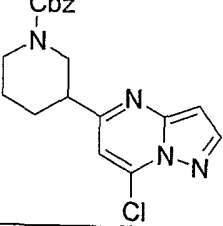
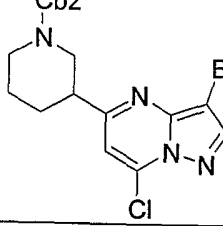
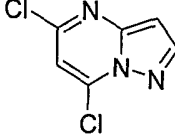
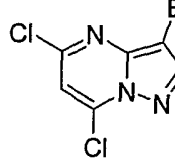
10 PREPARATIVE EXAMPLES 72-90:

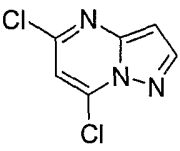
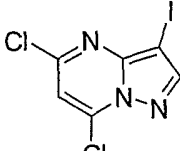
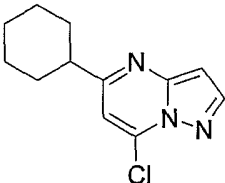
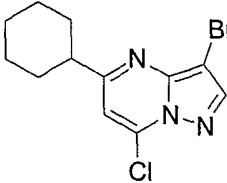
By essentially the same procedure set forth in Preparative Example 71 using NBS or NIS and substituting the compounds shown in Column 2 of Table 9, the compounds shown in Column 3 of Table 9 are prepared:

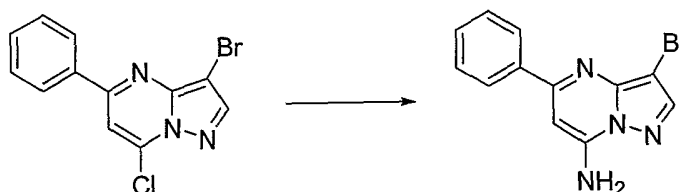
TABLE 9

Prep. Ex.	<u>Column 2</u>	<u>Column 3</u>	<u>DATA</u>
72			LCMS: MH ⁺ =357

73			LCMS: MH ⁺ =326
74			LCMS: MH ⁺ =342
75			LCMS: MH ⁺ =274
76			LCMS: MH ⁺ =288
77			LCMS: MH ⁺ =342
78			Yield = 75% LCMS: MH ⁺ = 338
79			Yield = 52% LCMS: MH ⁺ = 368
80			Yield = 87% LCMS: MH ⁺ = 376

81			Yield = 100% LCMS: MH ⁺ = 316
82			Yield=100% LCMS: MH ⁺ =322
83			
84			
85			
86			Yield = 99 MH ⁺ =449
87			Yield = 95 MH ⁺ =449
88			MH ⁺ =266

89			
90			Yield = quant. MH ⁺ = 314

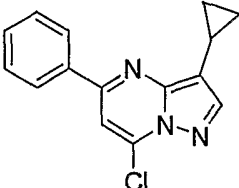
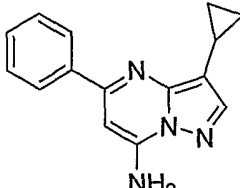
PREPARATIVE EXAMPLE 91:

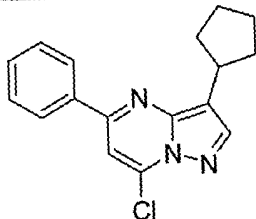
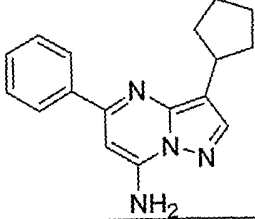
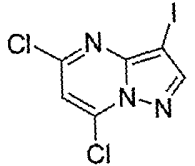
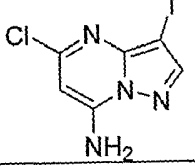
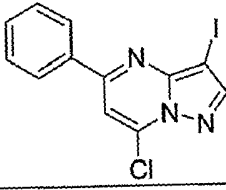
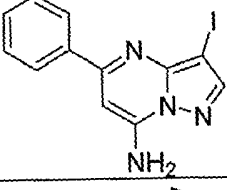
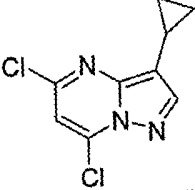
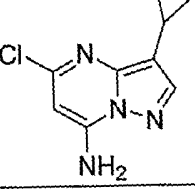
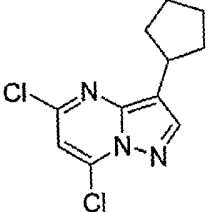
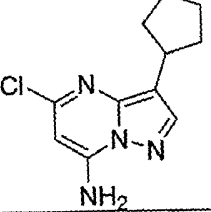
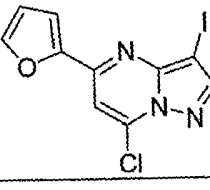
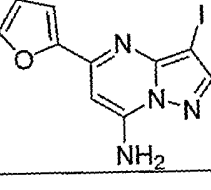
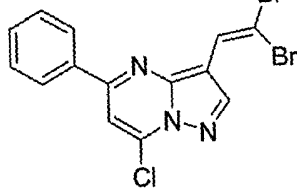
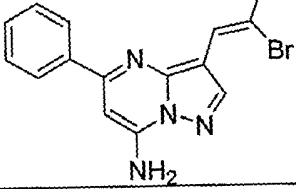
The compound prepared in Preparative Example 71 (3.08 g, 10.0 mmol),
 5 2.0 M NH₃ in 2-propanol (50 mL, 100.0 mmol), and 37 % aqueous NH₃ (10.0 mL)
 were stirred in a closed pressure vessel at 50°C for 1 day. The solvent was
 evaporated and the crude product was purified by flash chromatography using 3:1
 CH₂Cl₂:EtOAc as eluent. Pale yellow solid (2.30 g, 80%) was obtained. LCMS:
 M⁺=289.

10 PREPARATIVE EXAMPLES 92-101:

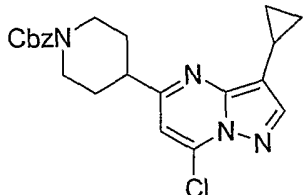
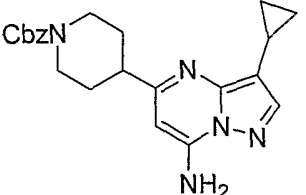
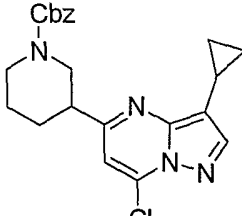
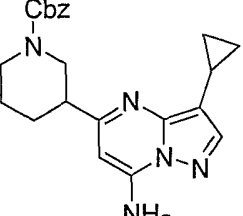
By essentially the same procedure set forth in Preparative Example 91 only
 substituting the compounds shown in Column 2 of Table 10 the compounds
 shown in column 3 of Table 10 are prepared.

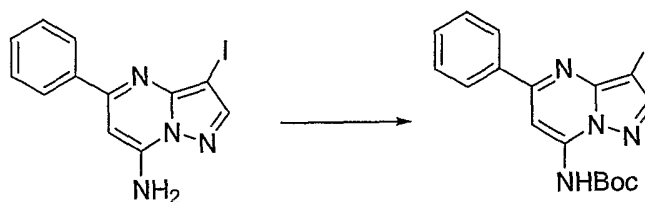
Table 10

Prep. Ex.	<u>Column 2</u>	<u>Column 3</u>
92		

93		
94		
95		
96		
97		
98		
99		

50

100		
101		

PREPARATIVE EXAMPLE 102:

A mixture of the compound prepared in Preparative Example 95 (0.50 mmol), and DMAP (0.66 mmol) in anhydrous dioxane (10 mL) is stirred at 25°C under N₂, then Boc₂O (1.20 mmol) is added and the mixture is stirred at 25°C for 20 hr. The reaction mixture is poured into saturated aqueous NaHCO₃ (100 mL) and extracted with CH₂Cl₂ (3 x 30 mL). Combined extracts are dried over Na₂SO₄, filtered, and the solvent is evaporated. The residue is purified by flash chromatography to give the desired product.

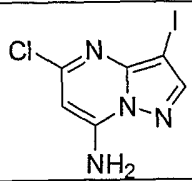
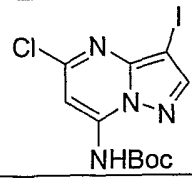
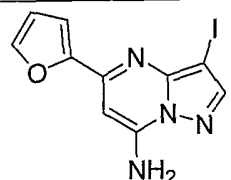
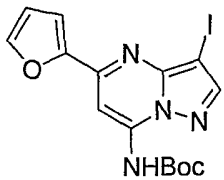
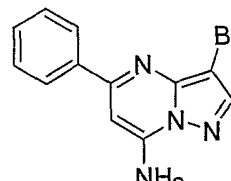
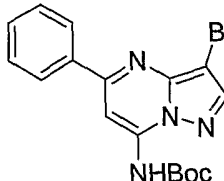
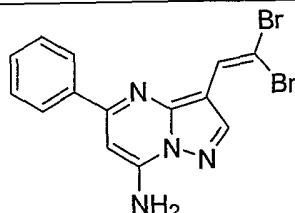
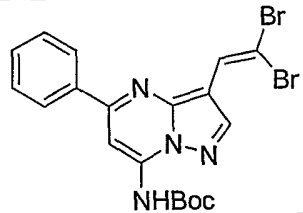
PREPARATIVE EXAMPLES 103-106:

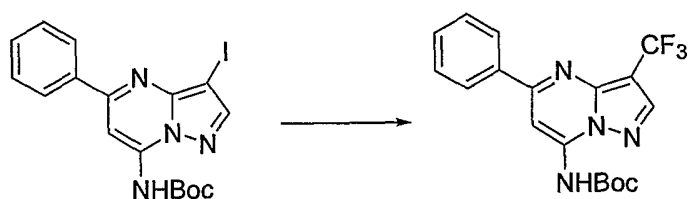
By essentially the same procedure set forth in Preparative Example 102 only substituting the compounds shown in Column 2 of Table 11, the compound shown in Column 3 of Table 11 are prepared.

Table 11

Prep. Ex.	<u>Column 2</u>	<u>Column 3</u>

15

103		
104		
105		
106		

PREPARATIVE EXAMPLE 107:

5

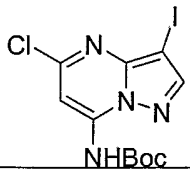
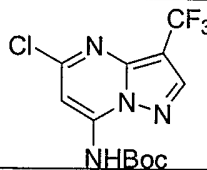
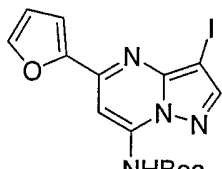
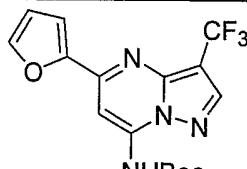
A mixture of the compound prepared in Preparative Example 102 (1.00 mmol), triethyl(trifluoromethyl)silane (3.60 mmol), potassium fluoride (3.60 mmol), and CuI (4.46 mmol) in anhydrous DMF (4 mL) is stirred in a closed pressure vessel at 80°C for 72 hr. CH₂Cl₂ (80 mL) is added and the mixture is filtered through Celite. The solvent is evaporated and the residue is purified by flash chromatography to give the desired product.

10

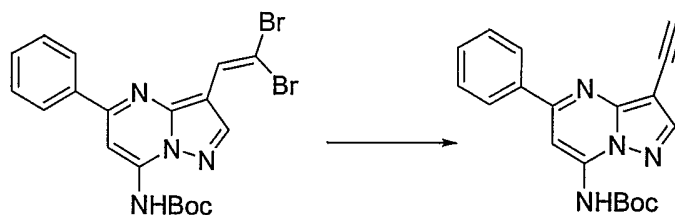
PREPARATIVE EXAMPLES 108-109:

By essentially the same procedure set forth in Preparative Example 107 only substituting the compounds shown in Column 2 of Table 12 the compound shown in Column 3 of Table 12 are prepared.

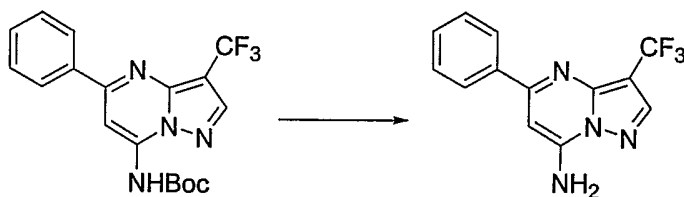
Table 12

Prep. Ex.	Column 2	Column 3
108		
109		

5

PREPARATIVE EXAMPLE 110:

To a solution of the compound prepared in Preparative Example 106 (0.21 mmol) in THF (4.0 mL) at -78 °C is added nBuLi (2.16M in hexanes, 5.0 eq.) at -78 °C. The reaction mixture is stirred 2 hours at -78 °C, quenched with H₂O, warmed to room temperature, and extracted with EtOAc. The combined organics are dried over Na₂SO₄, filtered, and concentrated under reduced pressure. The crude product is purified by Preparative TLC to yield the desired product.

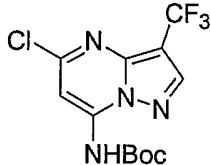
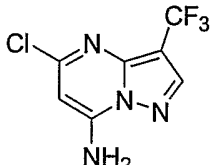
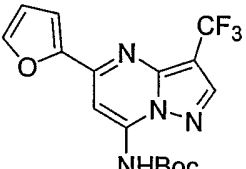
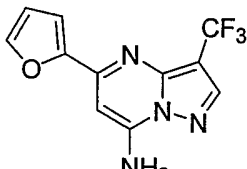
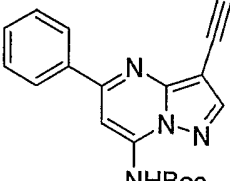
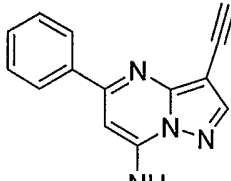
15 PREPARATIVE EXAMPLE 111:

TFA is added at 0°C under N₂ to a stirred solution of the compound prepared in Preparative Example 107 in anhydrous CH₂Cl₂. The mixture is stirred at 0°C for 10 min, then at 25°C for 2 hr. It is poured into 10 % aqueous Na₂CO₃ (50 mL), extracted with CH₂Cl₂ (3x15 mL), dried over Na₂SO₄, and filtered. The solvent is evaporated and the residue is purified by flash chromatography to give the desired product.

PREPARATIVE EXAMPLES 112-114:

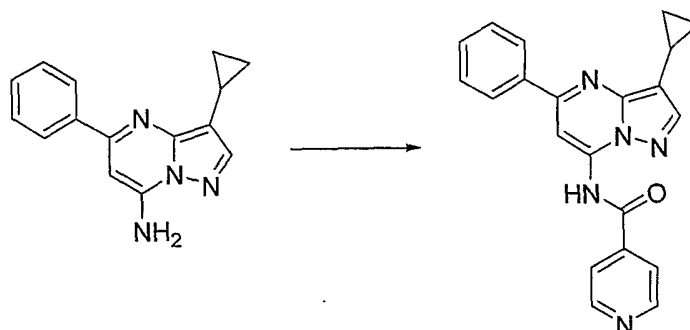
By essentially the same procedure set forth in Example only substituting the compounds shown in Column 2 of Table 13, the compound shown in Column 3 of Table 13 are prepared.

Table 13

Prep. Ex.	Column 2	Column 3
112		
113		
114		

EXAMPLE 1:

54



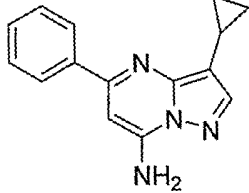
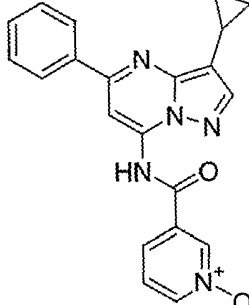
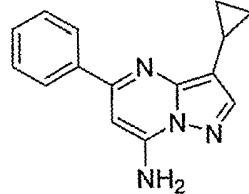
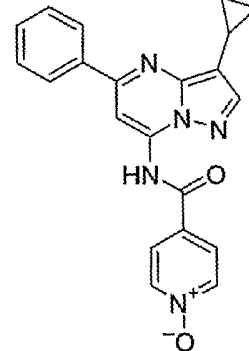
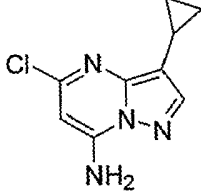
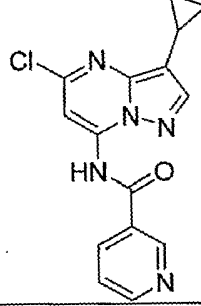
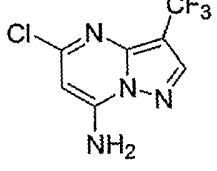
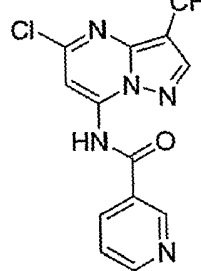
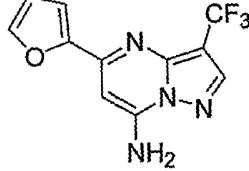
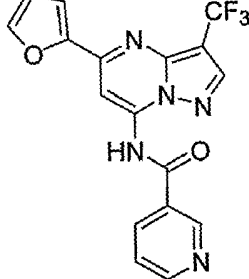
- The product from Preparative Example 92 (1.0 eq.), isonicotinoyl chloride hydrochloride (1.1 eq.), and pyridine (2.5 eq.) are stirred in CH_2Cl_2 for 24 hours. The reaction mixture is diluted with saturated NaHCO_3 and extracted with CH_2Cl_2 .
- 5 The combined organics are dried over Na_2SO_4 , filtered, and concentrated. The crude product is purified by flash chromatography.

EXAMPLES 2-11:

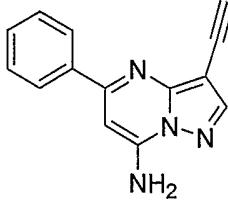
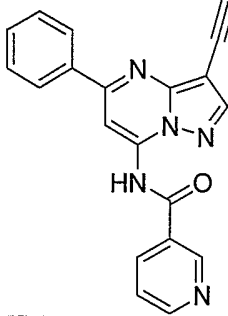
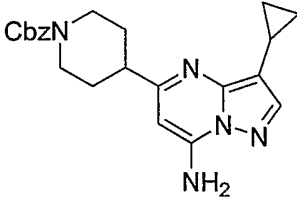
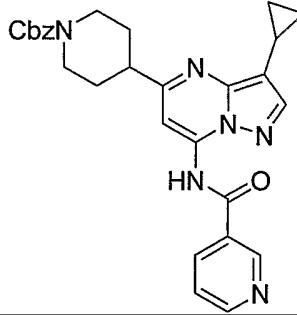
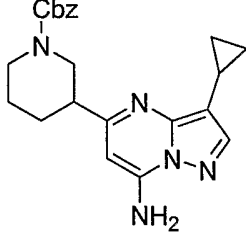
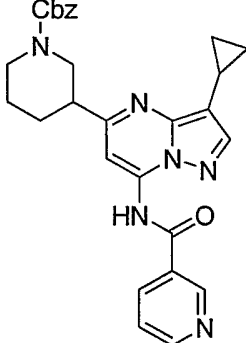
- By following essentially the same procedure set forth in Example 1, only substituting the compounds in Column 2 of Table 14, the compounds in Column 3
- 10 of Table 14 are prepared.

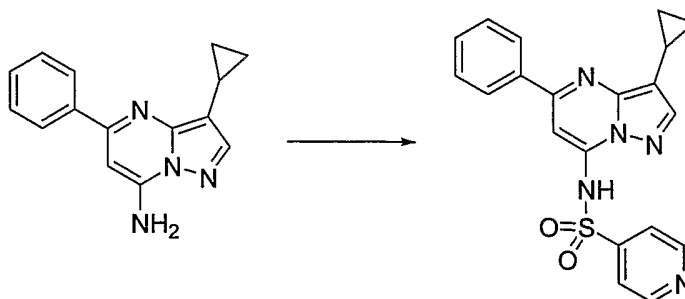
TABLE 14

Ex.	Column 2	Column 3
2		
3		

4		
5		
6		
7		
8		

56

9		
10		
11		

EXAMPLE 12:

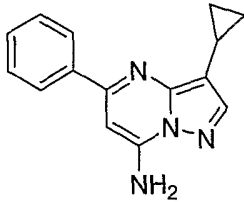
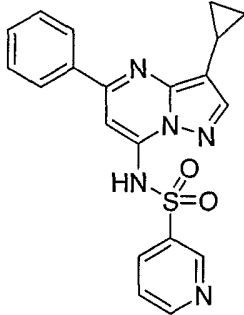
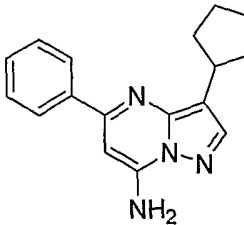
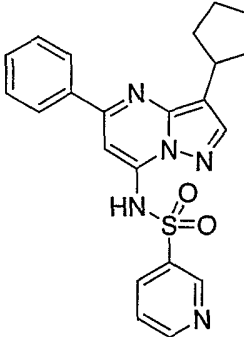
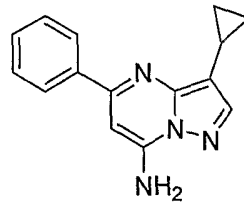
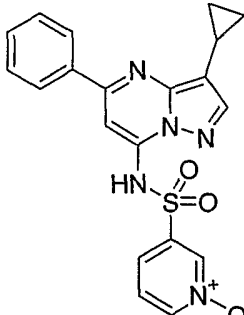
The product from Preparative Example 107 (1.0 eq.), 4-pyridylsulfonyl
5 chloride hydrochloride (1.1 eq.), and pyridine (2.5 eq.) are stirred in CH₂Cl₂ for 24
hours. The reaction mixture is diluted with saturated NaHCO₃ and extracted with

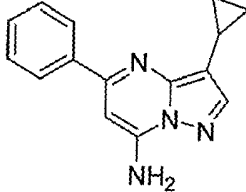
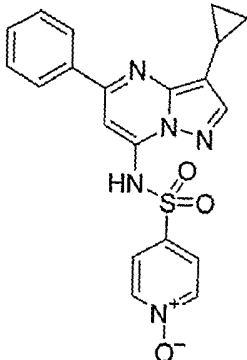
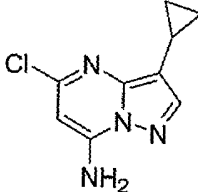
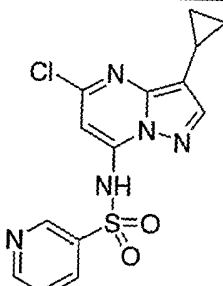
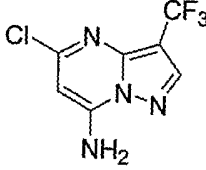
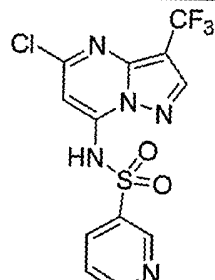
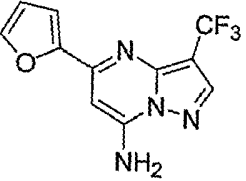
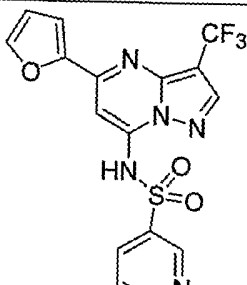
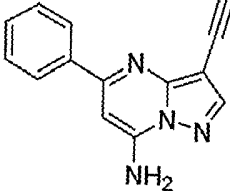
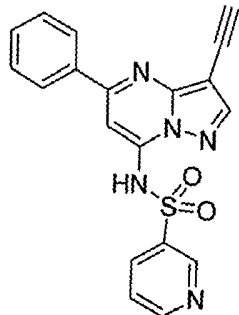
CH₂Cl₂. The combined organics are dried over Na₂SO₄, filtered, and concentrated. The crude product is purified by flash chromatography.

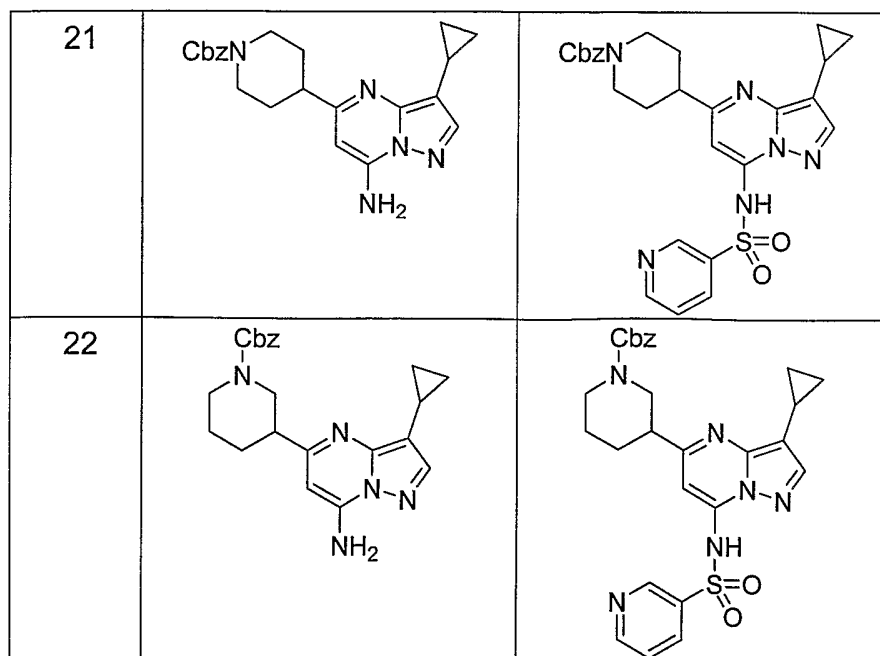
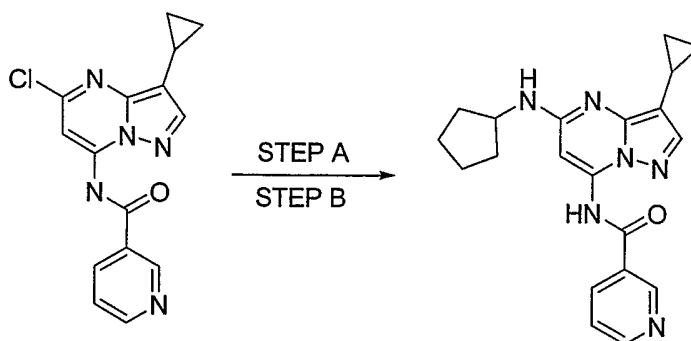
EXAMPLES 13-22:

By following essentially the same procedure set forth in Example 12 only substituting the compounds in Column 2 of Table 15, the compounds in Column 3 of Table 15 are prepared:

TABLE 15

Ex.	Column 2	Column 3
13		
14		
15		

16		
17		
18		
19		
20		

**EXAMPLE 23:**

5

STEP A:

To a solution the compound prepared in Example 6 in dioxane/DIPEA (2.5/1.0) at rt is added cyclopentylamine (1.2 eq.) dropwise. The resulting solution is stirred at reflux for 16h, cooled to rt, and concentrated under reduced pressure.

10 The crude material is purified by preparative thin-layer chromatography (8 x 1000 μ M).

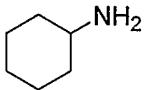
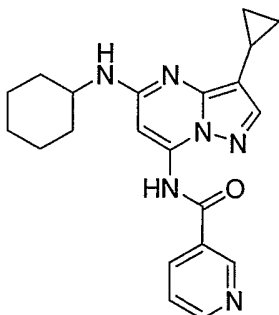
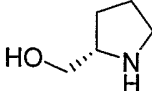
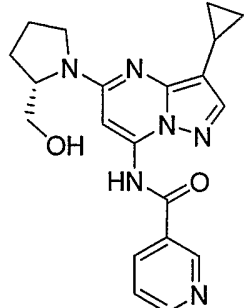
STEP B:

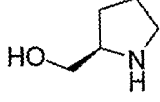
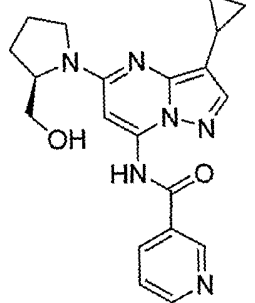
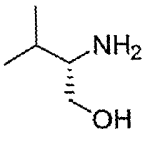
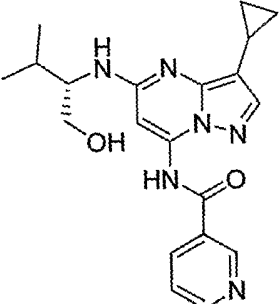
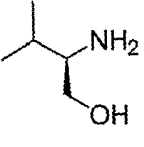
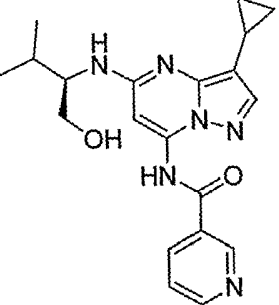
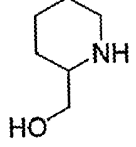
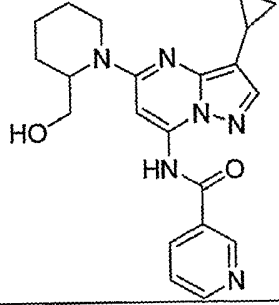
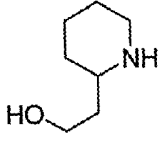
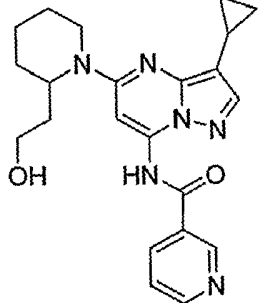
To a solution of the compound prepared in Example 23, Step A in CH_2Cl_2 at rt is added TFA (5 eq.) dropwise. The resulting solution is stirred for 18 h at rt and is concentrated under reduced pressure. The crude material is redissolved in CH_2Cl_2 and the organic layer is sequentially washed with sat. aq. NaHCO_3 (2 x 2 mL) and brine (1 x 2 mL). The organic layer is dried (Na_2SO_4), filtered, and concentrated under reduced pressure. The crude material is purified by preparative thin-layer chromatography (8 x 1000 μM).

EXAMPLES 24-33:

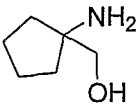
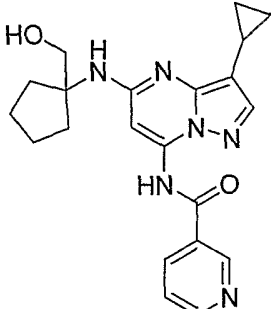
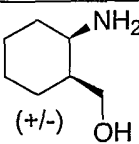
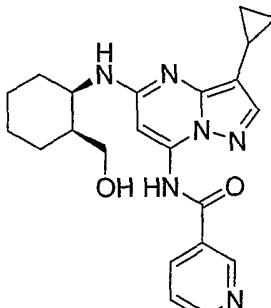
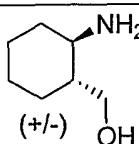
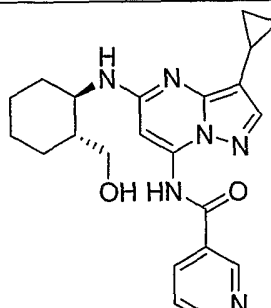
By essentially the same procedure set forth in Example 23 only substituting the chlorides in Column 2 of Table 16 the compounds shown in Column 3 of Table 16 are prepared.

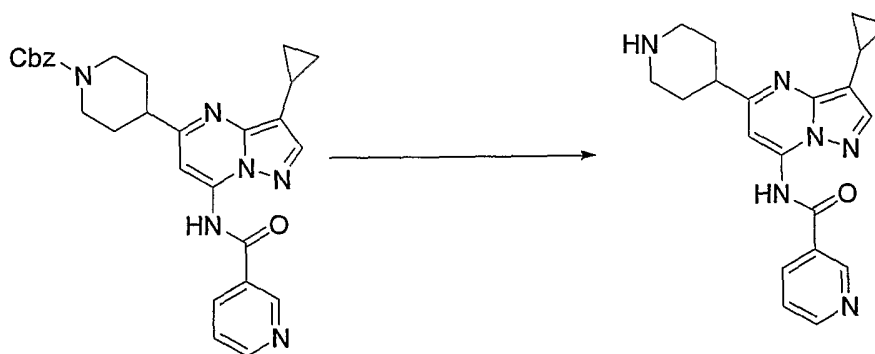
Table 16

Ex.	Column 2	Column 3
24		
25		

<p>26</p>		
<p>27</p>		
<p>28</p>		
<p>29</p>		
<p>30</p>		

62

31		
32		
33		

EXAMPLE 34:

5

To a solution of the compound prepared in Example 10 in anhydrous acetonitrile is added TMSI (4 eq.), dropwise at ambient temperature. After 10

minutes the acetonitrile is removed *in vacuo*. The resulting yellow foam is treated with 2 N HCl solution (7 mL) and then washed immediately with Et₂O (5X). The pH of the aqueous is adjusted to 10 with 50 % NaOH (aq) and the product is isolated by saturation of the solution with NaCl (s) followed by extraction with CH₂Cl₂ (5X) to give the desired product.

EXAMPLES 35-37:

By essentially the same procedure set forth in Example 34 only substituting the compounds shown in Column 2 of Table 17, the compounds shown in Column 3 of Table 17 were prepared.

10

TABLE 17

Ex.	Column 2	Column 3
35		
36		
37		

ASSAY: The assay on the compounds of the present invention may be performed as follows.

BACULOVIRUS CONSTRUCTIONS: Cyclin E is cloned into pVL1393
5 (Pharmingen, La Jolla, California) by PCR, with the addition of 5 histidine residues at the amino-terminal end to allow purification on nickel resin. The expressed protein is approximately 45kDa. CDK2 is cloned into pVL1393 by PCR, with the addition of a haemagglutinin epitope tag at the carboxy-terminal end (YDVDPDYAS). The expressed protein is approximately 34kDa in size.

10 **ENZYME PRODUCTION:** Recombinant baculoviruses expressing cyclin E and CDK2 are co-infected into SF9 cells at an equal multiplicity of infection (MOI=5), for 48 hrs. Cells are harvested by centrifugation at 1000 RPM for 10 minutes, then pellets lysed on ice for 30 minutes in five times the pellet volume of lysis buffer containing 50mM Tris pH 8.0, 150mM NaCl, 1% NP40, 1mM DTT
15 and protease inhibitors (Roche Diagnostics GmbH, Mannheim, Germany). Lysates are spun down at 15000 RPM for 10 minutes and the supernatant retained. 5ml of nickel beads (for one liter of SF9 cells) are washed three times in lysis buffer (Qiagen GmbH, Germany). Imidazole is added to the baculovirus supernatant to a final concentration of 20mM, then incubated with the nickel
20 beads for 45 minutes at 4° C. Proteins are eluted with lysis buffer containing 250mM imidazole. Eluate is dialyzed overnight in 2 liters of kinase buffer containing 50mM Tris pH 8.0, 1mM DTT, 10mM MgCl₂, 100uM sodium orthovanadate and 20% glycerol. Enzyme is stored in aliquots at -70°C.

IN VITRO KINASE ASSAY: Cyclin E/CDK2 kinase assays are
25 performed in low protein binding 96-well plates (Corning Inc, Corning, New York). Enzyme is diluted to a final concentration of 50 µg/ml in kinase buffer containing 50mM Tris pH 8.0, 10mM MgCl₂, 1mM DTT, and 0.1mM sodium orthovanadate. The substrate used in these reactions is a biotinylated peptide derived from Histone H1 (from Amersham, UK). The substrate is thawed on ice and diluted to 2
30 µM in kinase buffer. Compounds are diluted in 10%DMSO to desirable

concentrations. For each kinase reaction, 20 μ l of the 50 μ g/ml enzyme solution (1 μ g of enzyme) and 20 μ l of the 2 μ M substrate solution are mixed, then combined with 10 μ l of diluted compound in each well for testing. The kinase reaction is started by addition of 50 μ l of 2 μ M ATP and 0.1 μ Ci of 33 P-ATP (from Amersham, UK). The reaction is allowed to run for 1 hour at room temperature. The reaction is stopped by adding 200 μ l of stop buffer containing 0.1% Triton X-100, 1mM ATP, 5mM EDTA, and 5 mg/ml streptavidine coated SPA beads (from Amersham, UK) for 15 minutes. The SPA beads are then captured onto a 96-well GF/B filter plate (Packard/Perkin Elmer Life Sciences) using a Filtermate universal harvester (Packard/Perkin Elmer Life Sciences.). Non-specific signals are eliminated by washing the beads twice with 2M NaCl then twice with 2 M NaCl with 1% phosphoric acid. The radioactive signal is then measured using a TopCount 96 well liquid scintillation counter (from Packard/Perkin Elmer Life Sciences).

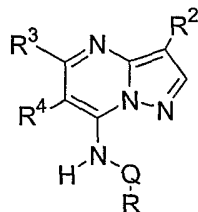
15 IC₅₀ DETERMINATION: Dose-response curves are be plotted from inhibition data generated, each in duplicate, from 8 point serial dilutions of inhibitory compounds. Concentration of compound is plotted against % kinase activity, calculated by CPM of treated samples divided by CPM of untreated samples. To generate IC₅₀ values, the dose-response curves are then fitted to a standard sigmoidal curve and IC₅₀ values are derived by nonlinear regression analysis.

20 While the present invention has been described with in conjunction with the specific embodiments set forth above, many alternatives, modifications and other variations thereof will be apparent to those of ordinary skill in the art. All such alternatives, modifications and variations are intended to fall within the spirit and scope of the present invention.

CLAIMS

What is claimed is:

1. A compound represented by the structural formula:



5

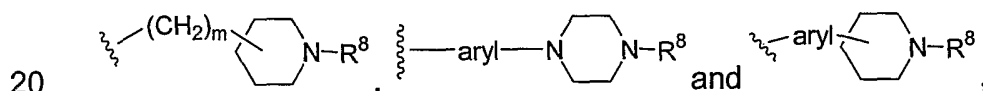
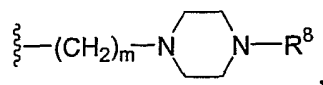
Formula III

wherein:

Q is $-S(O_2)-$ or $-C(O)-$;

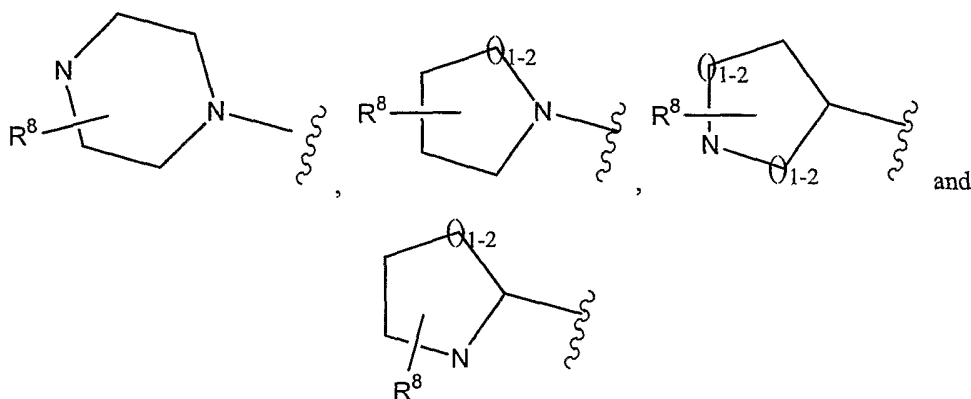
R is aryl or heteroaryl, wherein said aryl or heteroaryl can be unsubstituted or optionally independently substituted with one or more moieties which can be the same or different, each moiety being independently selected from the group consisting of halogen, CN, $-OR^5$, SR^5 , $-S(O_2)R^6$, $-S(O_2)NR^5R^6$, $-NR^5R^6$, $-C(O)NR^5R^6$, CF_3 , alkyl, aryl and OCF_3 ;

R² is selected from the group consisting of CN, NR^5R^6 , $-C(O_2)R^6$, $-C(O)NR^5R^6$, $-OR^6$, $-SR^6$, $-S(O_2)R^7$, $-S(O_2)NR^5R^6$, $-N(R^5)S(O_2)R^7$, $-N(R^5)C(O)R^7$ and $-N(R^5)C(O)NR^5R^6$; alkynyl, heteroaryl, CF_3 , heterocyclyl, alkynylalkyl, cycloalkyl, alkyl substituted with 1-6 R⁹ groups which can be the same or different and are independently selected from the list of R⁹ shown below,



R³ is selected from the group consisting of H, halogen, $-NR^5R^6$, $-C(O)NR^5R^6$, alkyl, alkynyl, cycloalkyl, aryl, arylalkyl, heterocyclyl, heterocyclylalkyl, heteroaryl and heteroarylalkyl,

67



wherein each of said alkyl, cycloalkyl, aryl, arylalkyl, heterocyclyl,
 heterocyclylalkyl, heteroaryl and heteroarylalkyl for R^3 and the heterocyclyl
 5 moieties whose structures are shown immediately above for R^3 can be substituted
 or optionally independently substituted with one or more moieties which can be
 the same or different, each moiety being independently selected from the group
 consisting of halogen, alkyl, aryl, cycloalkyl, CF_3 , CN , $-OCF_3$, $-(CR^4R^5)_nOR^5$, $-OR^5$,
 $-NR^5R^6$, $-(CR^4R^5)_nNR^5R^6$, $-C(O_2)R^5$, $-C(O)R^5$, $-C(O)NR^5R^6$, $-SR^6$, $-S(O_2)R^6$,
 10 $-S(O_2)NR^5R^6$, $-N(R^5)S(O_2)R^7$, $-N(R^5)C(O)R^7$ and $-N(R^5)C(O)NR^5R^6$;

R^4 is H, halo or alkyl;

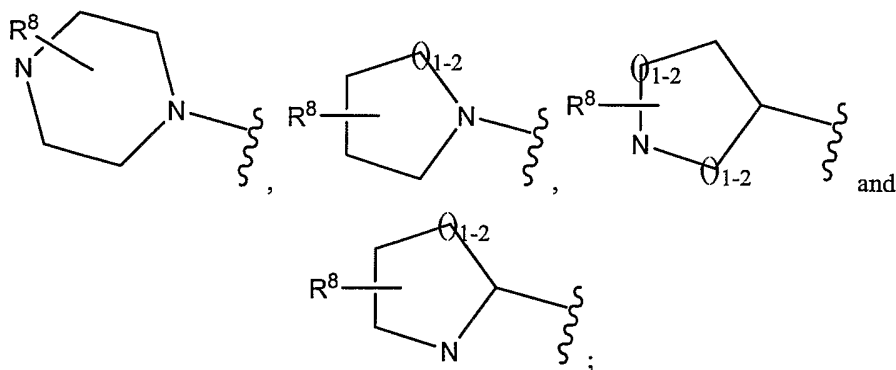
R^5 is H or alkyl;

R^6 is selected from the group consisting of H, alkyl, aryl, arylalkyl,
 cycloalkyl, heterocyclyl, heterocyclylalkyl, heteroaryl, and heteroarylalkyl, wherein
 15 each of said alkyl, aryl, arylalkyl, cycloalkyl, heterocyclyl, heterocyclylalkyl,
 heteroaryl, and heteroarylalkyl can be unsubstituted or optionally substituted with
 one or more moieties which can be the same or different, each moiety being
 independently selected from the group consisting of halogen, alkyl, aryl,
 cycloalkyl, heterocyclylalkyl, CF_3 , OCF_3 , CN , $-OR^5$, $-NR^5R^{10}$, $-N(R^5)Boc$,
 20 $-(CR^4R^5)_nOR^5$, $-C(O_2)R^5$, $-C(O)R^5$, $-C(O)NR^5R^{10}$, $-SO_3H$, $-SR^{10}$, $-S(O_2)R^7$,
 $-S(O_2)NR^5R^{10}$, $-N(R^5)S(O_2)R^7$, $-N(R^5)C(O)R^7$ and $-N(R^5)C(O)NR^5R^{10}$;

R^{10} is selected from the group consisting of H, alkyl, aryl, arylalkyl,
 cycloalkyl, heterocyclyl, heterocyclylalkyl, heteroaryl, and heteroarylalkyl, wherein
 each of said alkyl, aryl, arylalkyl, cycloalkyl, heterocyclyl, heterocyclylalkyl,
 25 heteroaryl, and heteroarylalkyl can be unsubstituted or optionally substituted with

- one or more moieties which can be the same or different, each moiety being independently selected from the group consisting of halogen, alkyl, aryl, cycloalkyl, heterocyclalkyl, CF_3 , OCF_3 , CN , $-\text{OR}^5$, $-\text{NR}^4\text{R}^5$, $-\text{N}(\text{R}^5)\text{Boc}$, $-(\text{CR}^4\text{R}^5)_n\text{OR}^5$, $-\text{C}(\text{O}_2)\text{R}^5$, $-\text{C}(\text{O})\text{NR}^4\text{R}^5$, $-\text{C}(\text{O})\text{R}^5$, $-\text{SO}_3\text{H}$, $-\text{SR}^5$, $-\text{S}(\text{O}_2)\text{R}^7$, $-\text{S}(\text{O}_2)\text{NR}^4\text{R}^5$, $-\text{N}(\text{R}^5)\text{S}(\text{O}_2)\text{R}^7$, $-\text{N}(\text{R}^5)\text{C}(\text{O})\text{R}^7$ and $-\text{N}(\text{R}^5)\text{C}(\text{O})\text{NR}^4\text{R}^5$;
- 5 or optionally (i) R^5 and R^{10} in the moiety $-\text{NR}^5\text{R}^{10}$, or (ii) R^5 and R^6 in the moiety $-\text{NR}^5\text{R}^6$, may be joined together to form a cycloalkyl or heterocycl moiety, with each of said cycloalkyl or heterocycl moiety being unsubstituted or optionally independently being substituted with one or more R^9 groups;
- 10 R^7 is selected from the group consisting of alkyl, cycloalkyl, aryl, heteroaryl, arylalkyl and heteroarylalkyl, wherein each of said alkyl, cycloalkyl, heteroarylalkyl, aryl, heteroaryl and arylalkyl can be unsubstituted or optionally independently substituted with one or more moieties which can be the same or different, each moiety being independently selected from the group consisting of halogen, alkyl, aryl, cycloalkyl, CF_3 , OCF_3 , CN , $-\text{OR}^5$, $-\text{NR}^5\text{R}^{10}$, $-\text{CH}_2\text{OR}^5$, $-\text{C}(\text{O}_2)\text{R}^5$, $-\text{C}(\text{O})\text{NR}^5\text{R}^{10}$, $-\text{C}(\text{O})\text{R}^5$, $-\text{SR}^{10}$, $-\text{S}(\text{O}_2)\text{R}^{10}$, $-\text{S}(\text{O}_2)\text{NR}^5\text{R}^{10}$, $-\text{N}(\text{R}^5)\text{S}(\text{O}_2)\text{R}^{10}$, $-\text{N}(\text{R}^5)\text{C}(\text{O})\text{R}^{10}$ and $-\text{N}(\text{R}^5)\text{C}(\text{O})\text{NR}^5\text{R}^{10}$;
- 15 R^8 is selected from the group consisting of R^6 , $-\text{C}(\text{O})\text{NR}^5\text{R}^{10}$, $-\text{S}(\text{O}_2)\text{NR}^5\text{R}^{10}$, $-\text{C}(\text{O})\text{R}^7$ and $-\text{S}(\text{O}_2)\text{R}^7$;
- 20 R^9 is selected from the group consisting of halogen, CN , $-\text{NR}^5\text{R}^{10}$, $-\text{C}(\text{O}_2)\text{R}^6$, $-\text{C}(\text{O})\text{NR}^5\text{R}^{10}$, $-\text{OR}^6$, $-\text{SR}^6$, $-\text{S}(\text{O}_2)\text{R}^7$, $-\text{S}(\text{O}_2)\text{NR}^5\text{R}^{10}$, $-\text{N}(\text{R}^5)\text{S}(\text{O}_2)\text{R}^7$, $-\text{N}(\text{R}^5)\text{C}(\text{O})\text{R}^7$ and $-\text{N}(\text{R}^5)\text{C}(\text{O})\text{NR}^5\text{R}^{10}$;
- m is 0 to 4, and
 n is 1 to 4.
- 25 2. The compound of claim 1, wherein R is selected from the group consisting of phenyl, naphthyl, 2-pyridyl, 4-pyridyl, 3-pyridyl, 4-pyridyl-N-oxide, 3-pyridyl-N-oxide, 1,3-thiazol-2-yl, pyrimidin-5-yl, pyrazin-3-yl and pyridazin-3-yl;
- R^2 is CF_3 , CN , cycloalkyl, $-\text{OR}^6$, $-\text{CH}_2\text{OR}^6$ or heteroaryl;
- R^3 is H, unsubstituted aryl, unsubstituted heteroaryl, aryl substituted with
- 30 one or more moieties selected from the group consisting of halogen, CN , $-\text{OR}^5$,

CF₃, -OCF₃, lower alkyl and cycloalkyl, heterocyclyl, heteroaryl substituted with one or more moieties selected from the group consisting of halogen, CN, -OR⁵, CF₃, -OCF₃, alkyl and cycloalkyl,



5

R⁴ is H, halo or lower alkyl;

R⁵ is H or lower alkyl;

m is 0 to 2; and

10

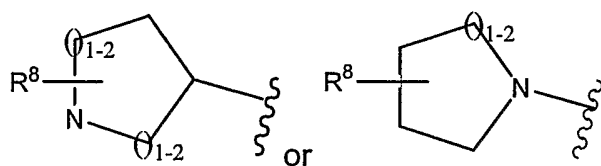
n is 1 or 2.

3. The compound of claim 2, wherein R is selected from the group consisting of phenyl, 2-pyridyl, 4-pyridyl, 3-pyridyl, 4-pyridyl-N-oxide, 3-pyridyl-N-oxide, 1,3-thiazol-2-yl and pyrimidin-5-yl.

4. The compound of claim 2, wherein R² is CF₃, CN, cycloalkyl, -OR⁶, -CH₂OR⁶, or heteroaryl.

5. The compound of claim 2, wherein R³ is H, lower alkyl, cycloalkyl, C(O)OR⁴ or aryl wherein said alkyl and aryl are unsubstituted or optionally independently substituted with one or more moieties which can be the same or different, each moiety being independently selected from the group consisting of F, Cl, Br, CF₃, lower alkyl, methoxy, and CN, or

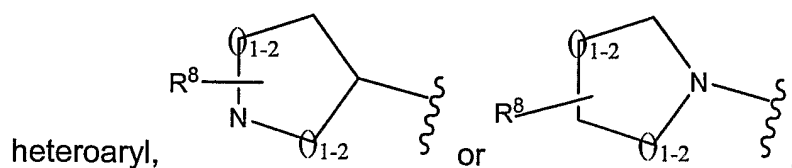
20



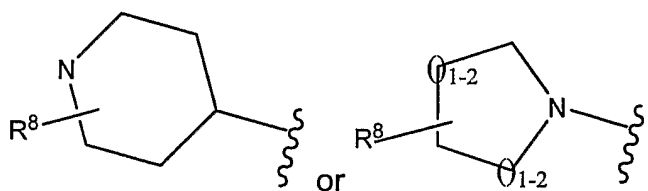
6. The compound of claim 2, wherein R⁴ is H.

7. The compound of claim 2, wherein R⁵ is H.

8. The compound of claim 2, wherein m is 0.
9. The compound of claim 2, wherein R is 2-pyridyl.
10. The compound of claim 2, wherein R is 3-pyridyl.
11. The compound of claim 2, wherein R is 4-pyridyl.
- 5 12. The compound 2, wherein R is the N-oxide of 4-pyridyl, or the N-oxide of 3-pyridyl.
13. The compound of claim 4, wherein said R^2 is CF_3 .
14. The compound of claim 4, wherein said R^2 is CN.
15. The compound of claim 4, wherein R^2 is cycloalkyl.
- 10 16. The compound of claim 4, wherein R^2 is $-CH_2OH$ or $-CH_2OCH_3$.
17. The compound of claim 15, wherein R^2 is cyclopropyl, cyclobutyl, cyclopentyl or cyclohexyl.
18. The compound of claim 4, wherein R^2 is heteroaryl.
19. The compound of claim 2, wherein R^3 is lower alkyl or aryl.
- 15 20. The compound of claim 19, wherein said lower alkyl is methyl, ethyl, isopropyl or tert-butyl.
21. The compound of claim 20, wherein R^3 is t-butyl.
22. The compound of claim 2, wherein R^3 is Cl, unsubstituted phenyl, phenyl substituted with one or more moieties selected from the group consisting of F, Br,
- 20 Cl, OMe, CH_3 and CF_3 ,



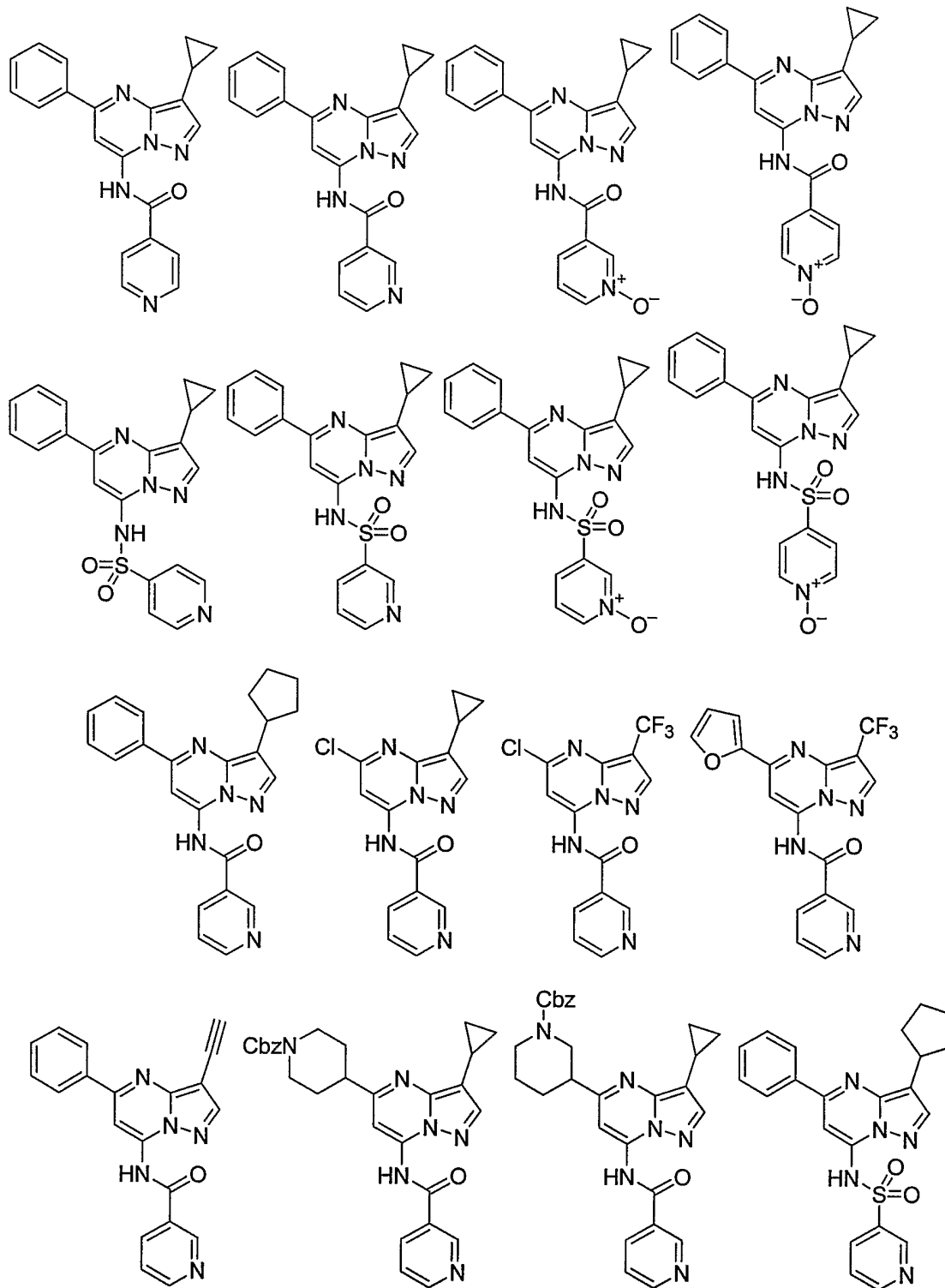
23. The compound of claim 15, wherein R^3 is:

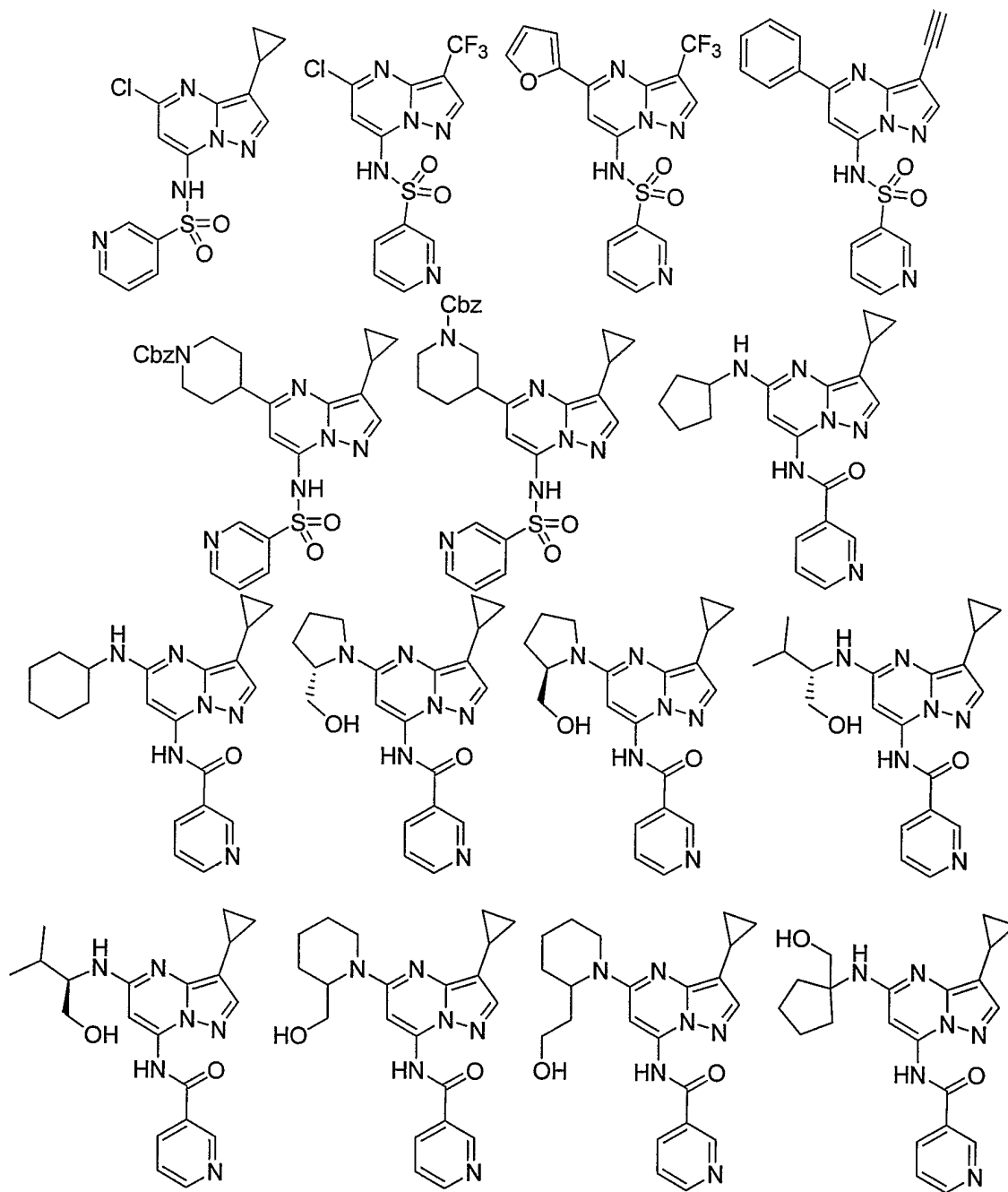


24. The compound of claim 17, wherein R^8 is $(CH_2)_nOH$ or $(CH_2)_nOCH_3$, where
- 25 n is 1 or 2.

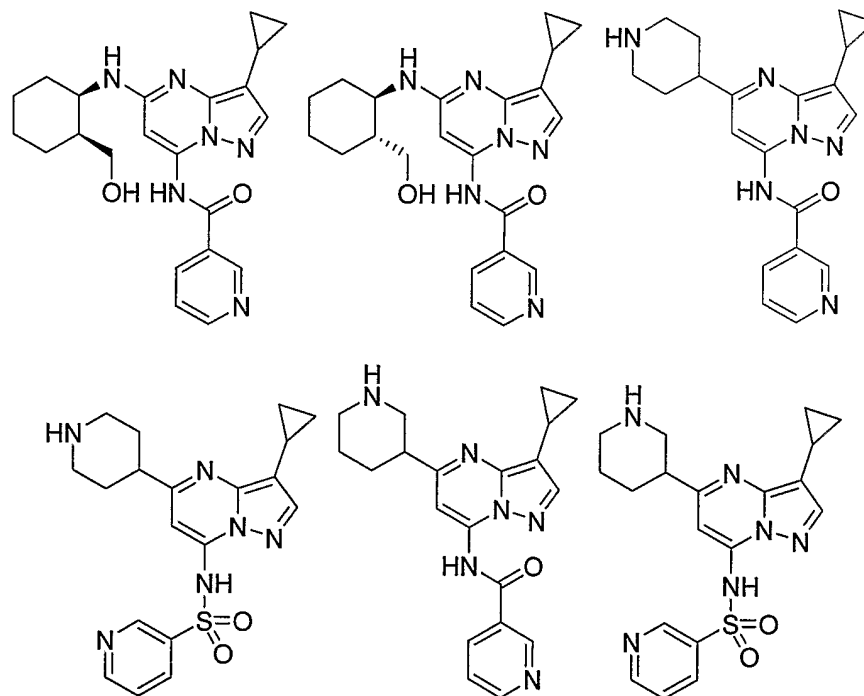
25. The compound of claim 22, wherein said heteroaryl is furanyl.

26. A compound selected from the group consisting of:





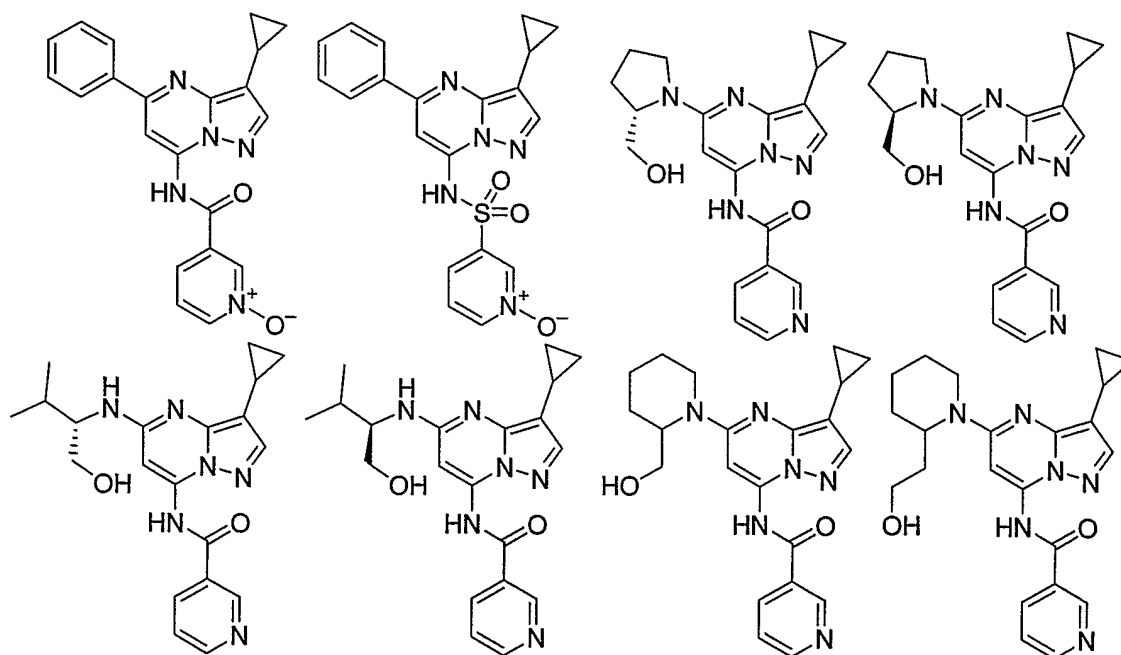
73

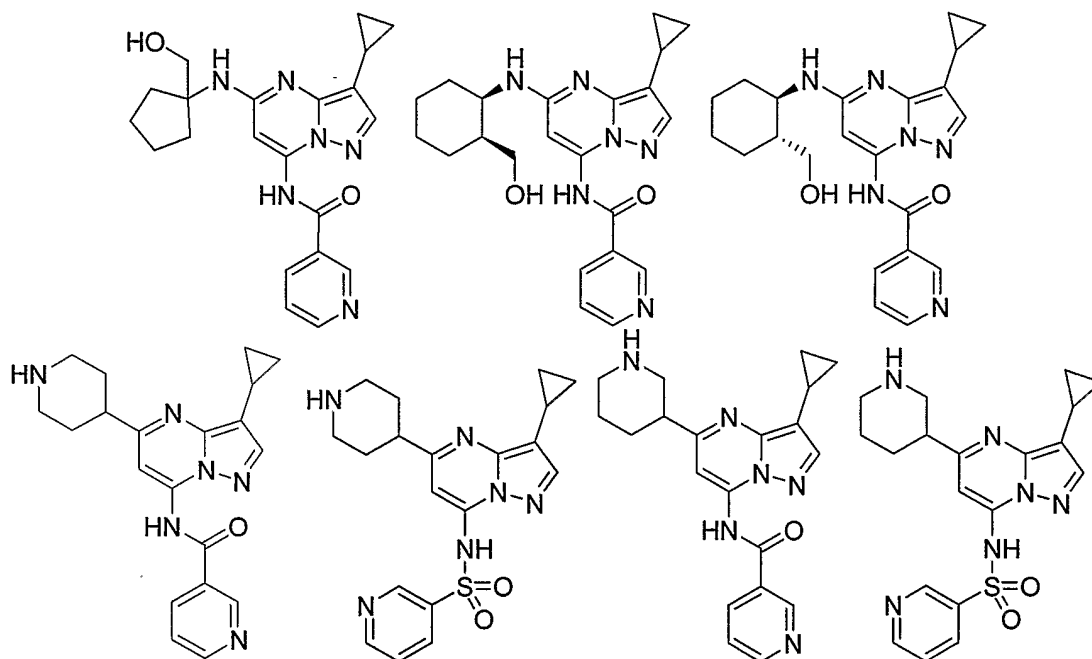


5

or a pharmaceutically acceptable salt or solvate thereof.

27. A compound of the formula:





5 or a pharmaceutically acceptable salt or solvate thereof.

28. A method of inhibiting one or more cyclin dependent kinases, comprising administering a therapeutically effective amount of at least one compound of claim 1 to a patient in need of such inhibition.

10 29. A method of treating one or more diseases associated with cyclin dependent kinase, comprising administering a therapeutically effective amount of at least one compound of claim 1 to a patient in need of such treatment.

30. The method of claim 29, wherein said cyclin dependent kinase is CDK2.

31. The method of claim 29, wherein said disease is selected from the group
15 consisting of:

cancer of the bladder, breast, colon, kidney, liver, lung, small cell lung cancer, esophagus, gall bladder, ovary, pancreas, stomach, cervix, thyroid, prostate, and skin, including squamous cell carcinoma;

leukemia, acute lymphocytic leukemia, acute lymphoblastic leukemia, B-
20 cell lymphoma, T- cell lymphoma, Hodgkins lymphoma, non-Hodgkins lymphoma, hairy cell lymphoma and Burkett's lymphoma;

acute and chronic myelogenous leukemia, myelodysplastic syndrome and promyelocytic leukemia;

fibrosarcoma, rhabdomyosarcoma;

astrocytoma, neuroblastoma, glioma and schwannomas;

5 melanoma, seminoma, teratocarcinoma, osteosarcoma, xenoderoma pigmentosum, keratoanthoma, thyroid follicular cancer and Kaposi's sarcoma.

32. A method of treating one or more diseases associated with cyclin dependent kinase, comprising administering to a mammal in need of such treatment

10 an amount of a first compound, which is a compound of claim 1, or a pharmaceutically acceptable salt or solvate thereof;
and

an amount of at least one second compound, said second compound being an anti-cancer agent;

15 wherein the amounts of the first compound and said second compound result in a therapeutic effect.

33. The method of claim 32, further comprising radiation therapy.

34. The method of claim 32, wherein said anti-cancer agent is selected from the group consisting of a cytostatic agent, cisplatin, doxorubicin, taxotere, taxol, etoposide, CPT-11, irinotecan, camptostar, topotecan, paclitaxel, docetaxel, 20 epothilones, tamoxifen, 5-fluorouracil, methotrexate, 5FU, temozolomide, cyclophosphamide, SCH 66336, R115777, L778,123, BMS 214662, Iressa, Tarceva, antibodies to EGFR, Gleevec, intron, ara-C, adriamycin, cytoxan, gemcitabine, Uracil mustard, Chloromethine, Ifosfamide, Melphalan, Chlorambucil, 25 Pipobroman, Triethylenemelamine, Triethylenethiophosphoramine, Busulfan, Carmustine, Lomustine, Streptozocin, Dacarbazine, Floxuridine, Cytarabine, 6-Mercaptopurine, 6-Thioguanine, Fludarabine phosphate, oxaliplatin, leucovorin, ELOXATIN™, Pentostatine, Vinblastine, Vincristine, Vindesine, Bleomycin, Dactinomycin, Daunorubicin, Doxorubicin, Epirubicin, Idarubicin, Mithramycin, 30 Deoxycoformycin, Mitomycin-C, L-Asparaginase, Teniposide 17 α -Ethinylestradiol,

Diethylstilbestrol, Testosterone, Prednisone, Fluoxymesterone, Dromostanolone propionate, Testolactone, Megestrolacetate, Methylprednisolone, Methyltestosterone, Prednisolone, Triamcinolone, Chlorotrianisene, Hydroxyprogesterone, Aminoglutethimide, Estramustine,

5 Medroxyprogesteroneacetate, Leuprolide, Flutamide, Toremifene, goserelin, Cisplatin, Carboplatin, Hydroxyurea, Amsacrine, Procarbazine, Mitotane, Mitoxantrone, Levamisole, Navelbene, CPT-11, Anastrozole, Letrazole, Capecitabine, Reloxafine, Droloxafine, or Hexamethylmelamine.

35. A pharmaceutical composition comprising a therapeutically effective
10 amount of at least one compound of claim 1 in combination with at least one pharmaceutically acceptable carrier.

36. The pharmaceutical composition of claim 35, additionally comprising one or more anti-cancer agents selected from the group consisting of cytostatic agent, cisplatin, doxorubicin, taxotere, taxol, etoposide, CPT-11, irinotecan, camptostar,
15 topotecan, paclitaxel, docetaxel, epothilones, tamoxifen, 5-fluorouracil, methotrexate, 5FU, temozolomide, cyclophosphamide, SCH 66336, R115777, L778,123, BMS 214662, Iressa, Tarceva, antibodies to EGFR, Gleevec, intron, ara-C, adriamycin, cytoxan, gemcitabine, Uracil mustard, Chlormethine, Ifosfamide, Melphalan, Chlorambucil, Pipobroman, Triethylenemelamine,
20 Triethylenethiophosphoramine, Busulfan, Carmustine, Lomustine, Streptozocin, Dacarbazine, Floxuridine, Cytarabine, 6-Mercaptopurine, 6-Thioguanine, Fludarabine phosphate, Pentostatine, Vinblastine, Vincristine, Vindesine, Bleomycin, Dactinomycin, Daunorubicin, Doxorubicin, Epirubicin, Idarubicin, Mithramycin, Deoxycoformycin, Mitomycin-C, L-Asparaginase, Teniposide 17 α -
25 Ethinylestradiol, Diethylstilbestrol, Testosterone, Prednisone, Fluoxymesterone, Dromostanolone propionate, Testolactone, Megestrolacetate, Methylprednisolone, Methyltestosterone, Prednisolone, Triamcinolone, Chlorotrianisene, Hydroxyprogesterone, Aminoglutethimide, Estramustine, Medroxyprogesteroneacetate, Leuprolide, Flutamide, Toremifene, goserelin,
30 Cisplatin, Carboplatin, Hydroxyurea, Amsacrine, Procarbazine, Mitotane,

Mitoxantrone, Levamisole, Navelbene, CPT-11, Anastrozole, Letrazole, Capecitabine, Reloxafine, Droloxafine, or Hexamethylmelamine.

37. A compound of claim 1, in isolated and purified form.

INTERNATIONAL SEARCH REPORT

International Application No
PCT/US 03/27502

A. CLASSIFICATION OF SUBJECT MATTER

IPC 7 C07D487/04 A61K31/519 A61P25/00 A61P35/00

According to International Patent Classification (IPC) or to both national classification and IPC

B. FIELDS SEARCHED

Minimum documentation searched (classification system followed by classification symbols)

IPC 7 C07D A61K

Documentation searched other than minimum documentation to the extent that such documents are included in the fields searched

Electronic data base consulted during the international search (name of data base and, where practical, search terms used)

EPO-Internal, PAJ, WPI Data, CHEM ABS Data

C. DOCUMENTS CONSIDERED TO BE RELEVANT

Category *	Citation of document, with indication, where appropriate, of the relevant passages	Relevant to claim No.
P, A	EP 1 334 973 A (ISHIHARA SANGYO KAISHA) 13 August 2003 (2003-08-13) claim 1	1-37
A	EP 0 714 898 A (OTSUKA PHARMA CO LTD) 5 June 1996 (1996-06-05) claim 1	1-37
A	PATENT ABSTRACTS OF JAPAN vol. 2000, no. 01, 31 January 2000 (2000-01-31) & JP 11 292879 A (OTSUKA PHARMACEUT FACTORY INC), 26 October 1999 (1999-10-26) abstract	1-37
	-/--	

Further documents are listed in the continuation of box C.

Patent family members are listed in annex.

* Special categories of cited documents :

- *A* document defining the general state of the art which is not considered to be of particular relevance
- *E* earlier document but published on or after the international filing date
- *L* document which may throw doubts on priority claim(s) or which is cited to establish the publication date of another citation or other special reason (as specified)
- *O* document referring to an oral disclosure, use, exhibition or other means
- *P* document published prior to the international filing date but later than the priority date claimed

- *T* later document published after the international filing date or priority date and not in conflict with the application but cited to understand the principle or theory underlying the invention
- *X* document of particular relevance; the claimed invention cannot be considered novel or cannot be considered to involve an inventive step when the document is taken alone
- *Y* document of particular relevance; the claimed invention cannot be considered to involve an inventive step when the document is combined with one or more other such documents, such combination being obvious to a person skilled in the art.
- *Z* document member of the same patent family

Date of the actual completion of the international search

16 December 2003

Date of mailing of the international search report

29/12/2003

Name and mailing address of the ISA

European Patent Office, P.B. 5818 Patentlaan 2
NL - 2280 HV Rijswijk
Tel. (+31-70) 340-2040, Tx. 31 651 epo nl,
Fax: (+31-70) 340-3016

Authorized officer

Baston, E

INTERNATIONAL SEARCH REPORT

International Application No

PCT/US 03/27502

C.(Continuation) DOCUMENTS CONSIDERED TO BE RELEVANT

Category °	Citation of document, with indication, where appropriate, of the relevant passages	Relevant to claim No.
A	<p>GRAY N ET AL: "ATP-SITE DIRECTED INHIBITORS OF CYCLIN-DEPENDENT KINASES" CURRENT MEDICINAL CHEMISTRY, BENTHAM SCIENCE PUBLISHERS BV, BE, vol. 6, no. 9, September 1999 (1999-09), pages 859-875, XP000856195 ISSN: 0929-8673 the whole document</p> <p style="text-align: center;">-----</p>	1-37

INTERNATIONAL SEARCH REPORT

Information on patent family members

International Application No

PCT/US 03/27502

Patent document cited in search report	Publication date	Patent family member(s)	Publication date
EP 1334973	A	13-08-2003	AU 1522302 A 27-05-2002
			CA 2429067 A1 23-05-2002
			EP 1334973 A1 13-08-2003
			WO 0240485 A1 23-05-2002
			JP 2002212076 A 31-07-2002
EP 0714898	A	05-06-1996	AT 208776 T 15-11-2001
			AU 680370 B2 24-07-1997
			AU 2576595 A 15-01-1996
			CA 2169719 A1 28-12-1995
			DE 69523864 D1 20-12-2001
			DE 69523864 T2 13-06-2002
			DK 714898 T3 18-03-2002
			EP 0714898 A1 05-06-1996
			US 5707997 A 13-01-1998
			CN 1131948 A ,B 25-09-1996
			ES 2164153 T3 16-02-2002
			WO 9535298 A1 28-12-1995
			JP 3163412 B2 08-05-2001
			JP 8311068 A 26-11-1996
			JP 3163413 B2 08-05-2001
			JP 8310951 A 26-11-1996
PT 714898 T 29-04-2002			
JP 11292879	A	26-10-1999	NONE