

**(12) PATENT**  
**(19) AUSTRALIAN PATENT OFFICE**

**(11)** Application No. **AU 199659905 B2**  
**(10)** Patent No. **714491**

(54) Title  
**Television system with downloadable features**

(51)<sup>6</sup> International Patent Classification(s)  
**H04N 007/10 H04N 007/20**  
**H04N 007/00**

(21) Application No: **199659905** (22) Application Date: **1996 .06 .06**

(87) WIPO No: **WO96/41472**

(30) Priority Data

(31) Number	(32) Date	(33) Country
<b>08/482268</b>	<b>1995 .06 .07</b>	<b>US</b>

(43) Publication Date : **1996 .12 .30**  
(43) Publication Journal Date : **1997 .02 .20**  
(44) Accepted Journal Date : **2000 .01 .06**

(71) Applicant(s)  
**Starsight Telecast Incorporated**

(72) Inventor(s)  
**Brian L. Klosterman; Kenneth A. Milnes**

(74) Agent/Attorney  
**SPRUSON and FERGUSON,GPO Box 3898,SYDNEY NSW 2001**

(56) Related Art  
**US 5003591**  
**US 4751578**  
**US 5247347**

OPI DATE 30/12/96 APPLN. ID 59905/96  
AOJP DATE 20/02/97 PCT NUMBER PCT/US96/09657

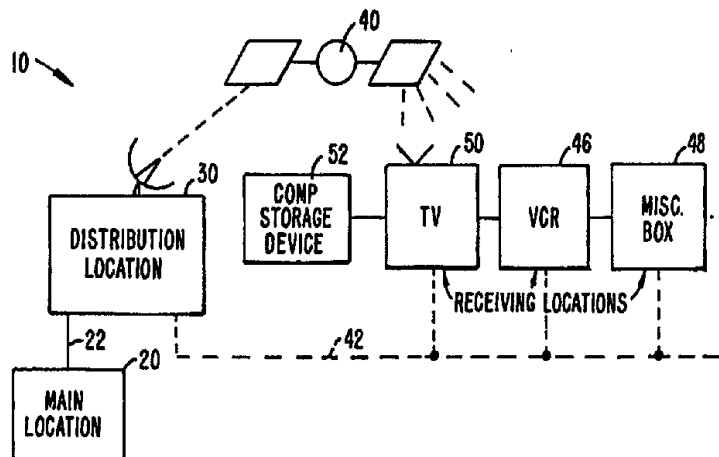


AU9659905

(PCT)

<b>(51) International Patent Classification 6 :</b> H04N 7/10, 7/20, 7/00		<b>A1</b>	<b>(11) International Publication Number:</b> WO 96/41472
			<b>(43) International Publication Date:</b> 19 December 1996 (19.12.96)
<b>(21) International Application Number:</b> PCT/US96/09657		<b>(81) Designated States:</b> AL, AM, AT, AU, AZ, BB, BG, BR, BY, CA, CH, CN, CZ, DE, DK, EE, ES, FI, GB, GE, HU, IL, IS, JP, KE, KG, KP, KR, KZ, LK, LR, LS, LT, LU, LV, MD, MG, MK, MN, MW, MX, NO, NZ, PL, PT, RO, RU, SD, SE, SG, SI, SK, TJ, TM, TR, TT, UA, UG, US, UZ, VN, ARIPO patent (KE, LS, MW, SD, SZ, UG), Eurasian patent (AM, AZ, BY, KG, KZ, MD, RU, TJ, TM), European patent (AT, BE, CH, DE, DK, ES, FI, FR, GB, GR, IE, IT, LU, MC, NL, PT, SE), OAPI patent (BF, BJ, CF, CG, CI, CM, GA, GN, ML, MR, NE, SN, TD, TG).	
<b>(22) International Filing Date:</b> 6 June 1996 (06.06.96)		<b>Published</b> With international search report.	
<b>(30) Priority Data:</b> 08/482,268 7 June 1995 (07.06.95) US			
<b>(60) Parent Application or Grant</b> (63) Related by Continuation US 08/482,268 (CON) Filed on 7 June 1995 (07.06.95)			
<b>(71) Applicant (for all designated States except US):</b> STARSIGHT TELECAST INCORPORATED [US/US]; 3rd floor, 39650 Liberty Street, Fremont, CA 94536 (US).			
<b>(72) Inventors; and</b>			
<b>(75) Inventors/Applicants (for US only):</b> KLOSTERMAN, Brian, L. [US/US]; 310 Rio Grande Place, San Ramon, CA 94583 (US). MILNES, Kenneth, A. [US/US]; 35815 Hibiscus Court, Fremont, CA 94536 (US).			
<b>(74) Agents:</b> NORVIEL, Vern et al.; Townsend and Townsend and Crew L.L.P., 8th floor, Two Embarcadero Center, San Francisco, CA 94111-3834 (US).			

**(54) Title:** TELEVISION SYSTEM WITH DOWNLOADABLE FEATURES



**(57) Abstract**

The present invention is directed to providing downloadable features, and more particularly to providing these features to identified receiving locations (50) in a television system (10). Features may be desired by the manufacturer for correcting software defects, updating software, or meeting compatibility requirements. Features may also be ordered by consumers who respond to solicitation advertisements (130) for those features. The data related to the features is compiled and sent from a main location (20) to multiple receiving locations (46, 48 and 50). The data is then stored in a memory (58) in the identified receiving locations (50), and software is used to install or operate the stored feature.

**TELEVISION SYSTEM WITH DOWNLOADABLE FEATURES**

**CROSS REFERENCE TO RELATED APPLICATIONS**

5 This application relates to U.S. Patent Application Serial No. 08/243,598, filed May 13, 1994, Roop et al., which is U.S. Patent No. 5,619,274, entitled "Television Schedule Information Transmission and Utilization System and Process", which is a continuation-in-part of U.S. Patent Application Serial No. 08/239,225, filed May 4, 1994, now U.S. Patent No. 5,790,198 and entitled "Television Schedule Information  
10 Transmission and Utilization System and Process" both of which are incorporated herein by reference in their entirety for all purposes.

**BACKGROUND OF THE INVENTION**

15 Several methods for downloading television-related information are currently available. This information is often associated with television schedule guides. Many different transmission schemes are also available for providing the information required for a television schedule guide. For example, a direct broadcast satellite system ("DBS") can provide television program schedule information via a satellite dish in conjunction with a set-top receiver. In addition, conventional satellite dishes, coax cable, telephone  
20 lines, fiber optic cable, antenna, etc. are often used to distribute television program schedule information. For example, the vertical blanking interval ("VBI") within a television channel, or an independent television channel can be used to provide the television program schedule information.

25 U.S. Patent No. 5,353,121 is representative of systems which present television schedule guide information, and has found wide success in the industry. U.S. Patent No. 5,353,121 is hereby incorporated by reference for all purposes. Additionally, U.S. Patent No. 5,550,576, filed April 17, 1995, discloses a scheme for merging television schedule information received from multiple sources, and is hereby incorporated by reference for all purposes.

30 There are also systems which allow a subscriber to select video(s) for display at the subscriber's location. One such system utilizes a touch tone telephone keypad to input the



subscriber's selection(s). These systems are sometimes available on cable television, and they are often referred to as pay-per-view video systems.

Sometimes the software in a television becomes out-dated, or perhaps even non-functional, due to new developments in the technology. Thus, adding new features, updating software and correcting software problems is sometimes desirable. Moreover, an incompatibility may arise due to newly-purchased units in the television system (eg. a remote infrared code needed for a new VCR). In these situations, a serviceperson is needed to enter the consumer's home in order to perform a repair or update, or the consumer must bring or send the device to a retail location where the device can be serviced. In both of these situations, the consumer is exposed to a certain degree of inconvenience. Therefore, a more convenient way of providing this type of service is desirable. Additionally, when newly developed features are desired, consumers sometimes replace a still functioning unit with a new one in order to obtain those features.

Finally, manufacturers can communicate directly with their customers, but this communication is limited and costly. For example, a manufacturer can send out a mailing, make a phone call, distribute advertisements, or broadcast a commercial. While a manufacturer can direct mailings and telephone calls to consumers who have purchased a particular product, they cannot direct their television commercials in the same manner. Therefore, a system which allows for advertisements to be placed on certain consumer's televisions is desirable. Moreover, as set forth above, a system which allows manufacturers to update, replace or add television system software without the need for a repairperson is also desirable.

#### Summary of the Invention

According to one aspect of the present invention there is provided a television system with downloadable features, comprising:

- multiple receiving locations, wherein said receiving locations are at least one of a television, a VCR and a TVCR;
- a satellite transmitter for transmitting data associated with said features;
- multiple receivers for receiving said transmitted data, one of said receivers being located within each of said receiving locations, said data including an identifier, said identifier identifying at least one of said receiving locations;
- a memory associated with each of said receiving locations for storing said data related to said features, each said memory only storing said data when said identifier identifies said associated receiving location; and



a processor associated with each of said receiving locations, each said processor coupled to said memory and at least one of said receivers, said processor using said data to implement at least one of said features in at least one of said receiving locations.

According to another aspect of the present invention there is provided a  
5 television system with downloadable features, comprising:

multiple receiving locations, wherein said receiving locations are at least one of a television, a VCR, and a TVCR;

a satellite transmitter for transmitting data associated with said features;

at least one computer storage device associated with at least one of said receiving  
10 locations, said computer storage device retrieving executable software associated with at least one of said downloadable features from a computer readable medium, wherein said executable software includes an identifier indicating specific receiving locations of said multiple receiving locations;

a memory associated with each of said computer storage devices for storing said  
15 retrieved executable software; and

a processor associated with each of said computer storage devices for executing said retrieved executable software, wherein said processor only executes said executable software when said identifier indicates said associated receiving location.

According to still another aspect of the present invention there is provided a  
20 method of providing a television system with downloadable features, comprising:

transmitting data with a satellite broadcast system to multiple receiving locations, said data associated with said features and including an identifier, said identifier identifying at least one of said receiving locations;

transmitting data with a satellite broadcast system to multiple receiving  
25 locations, said data associated with said features and including an identifier, said identifier identifying at least one of said receiving locations, wherein said receiving locations are at least one of a VCR, a television, and a TVCR;

receiving said data at said multiple receivers, one of said receivers being located within each of said receiving locations;

30 storing said data in at least one of said receiving locations, said storing only occurring in said receiving locations identified by said identifier; and

using said data stored in said receiving locations identified by said identifier to enable at least one of said features in at least one of said receiving locations.



According to still another aspect of the present invention there is provided a television system receiving location comprising:

a data receiver for receiving system operating software from a satellite broadcast system, said system operating software including an identifier associated with said data  
5 receiver;

memory coupled to said data receiver for storing said system operating software when said system operating software includes said identifier;

a processor coupled to said memory,

said processor implementing selected software features when said system  
10 operating software includes said identifier;

a device with a screen coupled to said receiver for displaying information associated with said system operating software.

According to still another aspect of the present invention there is provided a television system with downloadable features, comprising:

15 multiple receiving locations, wherein said receiving locations are at least one of a television, a VCR, and a TVCR;

a satellite transmitter for transmitting data associated with said features;

at least one computer storage device associated with at least one of said receiving locations, said computer storage device retrieving executable software associated with at  
20 least one of said downloadable features from a computer readable storage medium, wherein said executable software includes an identifier indicating specific receiving locations of said multiple receiving locations;

a memory associated with each of said computer storage devices for storing said  
25 retrieved executable software, each said memory only storing said retrievable executable software when said identifier indicates said associated receiving location; and

a processor associated with each of said computer storage devices for executing said retrieved executable software, wherein said processor only executes said executable software when said identifier identifies said associated receiving location.



According to still another aspect of the present invention there is provided a television system with downloadable features, comprising:

multiple receiving locations, wherein said receiving locations are at least one of a television, a VCR, and a TVCR;

5 a broadcast system for transmitting data associated with said features over a terrestrial antenna;

multiple receivers utilizing terrestrial antennae for receiving said transmitted data, one of said receivers being located within each of said receiving locations, said data including an identifier, said identifier identifying at least one of said receiving locations;

10 a memory associated with each of said receiving locations for storing said data related to said features, each said memory only storing said data when said identifier identifies said associated receiving location; and

a processor associated with each of said receiving locations, each said processor coupled to said memory and at least one of said receivers, said processor using said data to implement at least one of said features in at least one of said receiving locations.



#### Brief Description of the Drawings

Figure 1 is a system for broadcasting and receiving features;

Figure 2 reveals the basic components of a receiving television;

Figure 3 is a portion of a packet of data which shows the relevant feature fields;



20 and



Figure 4 reveals how information related to a feature is shown on the television screen, and how a remote can be used to gain additional information.

5                                   **DESCRIPTION OF SPECIFIC EMBODIMENTS**

Types of Features

The present invention provides a scheme for downloading features in a television system. A wide number of downloadable features are available in the present invention.

10 These downloadable features usually fall into one of two categories. The first category includes software defect corrections, compatibility requirement fixes, and software updates or additions which are provided by television manufacturers or third party suppliers. For example, a

15 television manufacturer may encounter software problems after a certain model of television has been sold and distributed. In order to correct this problem without disturbing the consumers who purchased the affected television models, the manufacturer can easily download new software which corrects the software

20 problem. In this arrangement, a serviceperson/go-between is not required. In another example, infrared ("IR") codes may be incorrect or obsolete. IR codes can be used to allow interaction between a television and a VCR with a single remote control. Therefore, the correct IR codes are needed for a

25 television remote control to control both a television and a VCR. In this scenario, the manufacturer can easily download new IR codes so that the consumer can use their existing television remote control to control a newly purchased or previously incompatible VCR, set-top box, etc. Again, a

30 serviceperson is not required and the remote control or product does not need to be sent in for service.

In the second category of features, the consumer chooses which features they wish to have downloaded into or enabled in their television system. For example, the consumer

35 may want enhancements to their user interface such that their television on-screen menu or guide contains more options. Other examples of these types of features include (1) picture-in-picture enhancements, (2) channel identification in a



picture-in-picture screen, (3) the display of graphic network logos and icons with channel identification on the screen, (4) extended data service (EDS) enhancements, (5) stock quotation services, (6) virtual channel services, (7) news services, (8) weather services, and (9) sports score services.

Many of the above-identified features are already present in a television as sold, and only need to be enabled in the television system. For example, when a user selects to have the icon with the channel identification displayed, this icon is displayed in the upper left-hand corner whenever the user switches to a new channel. These icons with channel identification are usually included in the ROM of the televisions when the televisions are sold, but the icons are only activated when the proper software is present. The present invention allows this software to be easily downloaded at a later time. The downloaded software can also be used to provide additional icons for new networks.

Finally, advertisements for available features may be sent to a consumer or a group of consumers. The advertisements and information related to these advertisements can be viewed on any device with a screen (e.g., a television or a computer monitor).

#### Hardware Configuration

Figure 1 is a system for broadcasting and receiving features. In the preferred embodiment, data associated with the above-described features are compiled in main location 20. Main location 20 may be, for example, a television manufacturer, a guide provider, or the like. The data are then sent over communication line 22 to distribution location 30. Line 22 can be any form of medium. In the preferred embodiment, line 22 is a telephone line. In an alternative embodiment, the compiled data are placed on a laser disk, video tape or compact disk, and sent to distribution location 30 via overnight mail or courier.

In the preferred embodiment, distribution location 30 works in conjunction with satellite 40 to broadcast data to receiving locations 46, 48 and 50. The data, in the preferred

embodiment, are transported on the vertical blanking interval ("VBI") of a certain dedicated channel. As an alternative, the data can be broadcast on a dedicated television or radio frequency channel, with or without other data. The data can also be broadcast in a hi-speed digital environment. In the preferred embodiment, the broadcast is done every night, so the receiving locations can be programmed to receive and, if needed, save the received data. Receiving locations 46, 48 and 50 include, for example, VCR(s) 46, miscellaneous box(es) 48 and television(s) 50. Miscellaneous box 48 could be, for example, a set-top box (e.g., a cable box) or a TVCR (television and VCR combined into one unit). In the preferred embodiment, the receiving locations are multiple televisions 50 and VCRs 46 located within households. These receiving locations 46, 48 and/or 50 could be linked to other devices/products in order to provide updates or downloads of data to those other devices/products.

In another embodiment of the present invention, data associated with the above-described features are compiled in main location 20 and placed on a computer disk (e.g., laser disk, compact disk, floppy disk, or the like). This disk is then sent, in the preferred embodiment, via overnight mail to consumers located at receiving locations 46, 48 and/or 50. The consumer can then insert the computer disk into computer storage device 52 in order to download the data related to the above-described features into the memory within one of the receiving locations 50. Computer storage device 52 can be any commercially available disk drive. In yet another embodiment, data can be provided on a video cassette tape (or other similar media) which is then shipped to the consumer via overnight mail, so that the consumer can use their VCR 46 to download the data related to their selected feature. In this arrangement, data is read from the VBI of the video tape. Finally, the compiled data can be sent via transmission line 42. Transmission line 42 may be, for example, coax cable, telephone lines, fiber optic cable, terrestrial antenna, or the like.

When data are broadcast, as shown in the first embodiment, the data contains an indicator address which

indicates at least one of the available receiving locations 46, 48 and/or 50 within system 10. As stated above, these receiving locations 46, 48 and 50 can be, for example, television, VCRs, set-top boxes, TVCRs and/or the like. Thus, a certain feature can be sent to all televisions manufactured by a particular manufacturer by placing an indicator address in the associated data which indicates such manufacturers. Each of the receiving locations 46, 48 and 50 have an exclusive identification number. This identification number, in the preferred embodiment, has sub-identification fields which include: (1) TV brand, (2) model/series number, (3) customer serial number, and (4) region number. When data are received by one of the receiving locations 46, 48 or 50, the indicator address in that data is read. If the indicator address matches the appropriate portion(s) of the identification number for one of receiving locations 46, 48 or 50, then data associated with that indicator address is saved within corresponding receiving location 46, 48 or 50. Each indicator address subfield can contain a wildcard indicator which identifies all categories which can be indicated in that subfield. For example, if the customer serial number subfield contains a wildcard indicator, all customers with the indicated television brand, etc., will save the associated data. Therefore, the indicator address can be structured to identify a specific unit, a specific model or serial number group, a specific brand, a specific production or date run, or a specific product type (i.e., television, TVCR, VCR, or set-top box)

Figure 2 reveals the basic components of a receiving television. As stated above, in the preferred embodiment, the receiving locations are televisions 50. The broadcast data are received by tuner 54, video processor 60 and data decoder 61, within television 50. In order to receive the broadcast data, microprocessor 62 causes tuner 54 to tune to the channel which carries the feature related data. When the received data contains an indicator address which corresponds to the appropriate portion(s) of the television's identification number, those data are saved in RAM 58. Microprocessor 62 monitors the received data at the time of broadcast for the

correct indicator address. In some embodiments, after data are saved in RAM 58, on-screen display ("OSD") 64 displays messages related to the available features on the television screen.

RAM 58 is a non-volatile, battery backed-up, or flash memory such that a continual primary power supply is not required to maintain the RAM. RAM 58 contains a TV control section, a loader program, and an advanced program. In another embodiment, ROM 59 may contain a loader program and a TV control section. The TV control section is a basic program which allows television 50 to interact with remote control 100. Signals transmitted by remote control 100 are received by IR receiver 68. The loader program is used for changing the advanced program. The advanced program may or may not be included in the television when the television is initially purchased. The advanced program can be later added when data implementing a new feature are received, or portions of the advanced program can be replaced or enabled in order to provide a new feature when data implementing that feature is received. Thus, the data sent for implementing a feature includes advanced program data.

The hardware and software within television 50 (see Figure 2) can also be located within VCR 46 or set-top box 48. When this occurs, the control section (corresponding to the TV control section described above) is a VCR control section or a set-top box control section. Accordingly, features can be implemented into VCR 46 and set-top box 48 in the same manner as they are implement into television 50.

#### Software

Figure 3 is a portion of a packet of data which shows the relevant feature fields of one particular embodiment of the invention. In the preferred embodiment, the data associated with the features is broadcast in a packet format. Within each packet of data, information related to at least one feature is provided. For example, in Figure 3 a portion of a particular packet for assigning IR codes is provided.

The IR Codes command specifies the control codes to be used by the remote control in order to control a specific

peripheral device. In the preferred embodiment, peripheral devices include VCRs, set-top boxes, TVCRs and televisions. Transmission of this command normally occurs when a consumer has a remote control which is incompatible with one of their peripheral devices. As with other features, IR codes may be sent either addressed to a specific unit via its serial number or to groups of units which have a given product code, device type (e.g., VCR), and/or a device ID.

The IR Codes command presented in Figure 3 includes multiple fields. The first field, field 0, includes Command Type 70. Command Type 70 identifies the command as an Assign IR Codes command. Flag 72 is also included in field 0. Flag 72 indicates if the current command has been encrypted. Decryption Key ID 74, also included in field 0, identifies which of two current program decryption keys should be used to decrypt this command, if needed. Fields 1 and 2 contain Command Length 76. These fields provide the total number of bytes contained in this command. Fields 3 through 7 contain Serial Number 78. Serial Number 78 is the consumer unit's serial number to which the command is addressed. If Serial Number = 0, then the command is addressed to all consumer units having a Product Code, Device Type, and Device ID corresponding to the one in this command.

Fields 8 and 9 include Product Code 80, and field 10 includes Interconnect Configuration 82. Interconnect Configuration 82 contains a number corresponding to the way the components controlled by the peripheral devices are connected. Field 11 contains Vendor-Specific field 84. This field includes a byte value whose use value depends upon the product to which this command is addressed. For example, when this command is addressed to a particular manufacturer's television, this value is the tuning method index to be used with the downloaded IR Codes for that specific manufacturer's television. Product Code 80 contains the number identifying the type/model of consumer unit to which this command is addressed. This number also correlates with the type of remote controller for the peripheral device. This command is ignored by the consumer unit if this number does not match its Product

Code when the Serial Number field = 0. In addition, this field is ignored when the Serial Number field is non-zero.

Device Type 86 identifies the type of device (VCR, cable box, TV, IRD, etc.) that can recognize the IR Codes.

- 5 Device ID 88 contains the code group number for the device that recognizes the IR Codes. The consumer unit (only if it has a matching address) replaces whatever group number it currently has for the given Device Type with this number. Thus, main location 20 can directly set the code group for a specific user. This is not done if the Serial Number field in this command is 0. In this case, the command is only processed if the consumer has already entered a code number that matches the Device ID for the same Device Type.

- Field 15 contains IR Version 90 which has the version number for the IR Codes in this command. The identified peripheral device saves the version number for each Device Type and only processes those assign IR Codes commands addressed to groups of consumers if its version number is greater than the previously stored version number. Thus, the system does not re-process IR Codes commands. Fields 16 and 17 include IR Codes Length 92. IR Codes Length 92 contains the number of bytes in the IR Codes Fields. If this value equals 0, then only Device ID is used to update the code group for the specified Device Type and the field with the IR Codes is empty.
- 25 Therefore, no downloading occurs if this field equals 0. Fields 18 through  $n$  include the IR Codes 94. IR Codes 94 contain information (normally IR Codes) to be used by the remote control to control devices of the specified type. Structure within fields 18 through  $n$  is determined by the remote control manufacturer.

- In summary, when the appropriate field within a feature packet corresponds to the appropriate portion(s) of an identification number in a receiving location, microprocessor 62 saves that packet in RAM 58. The loader program then inserts data from the appropriate fields of the feature packet into the advanced program. Thus, software in the receiving location is used in conjunction with the feature command portion of the received packet to integrate a new feature.

Television Display

In the preferred embodiment, feature related data are sent in the above-described manner under three circumstances. First, data are sent when a manufacturer wants to update a device or wants to automatically fix a software problem. Consumer interaction may not be required in this situation. Thus, the data may be downloaded into the consumer's television system without the consumer's knowledge for regular maintenance purposes. If desired, a consumer can be provided with a description of all the data downloaded into their television system. If interaction is needed, remote 100 is used as described below. Second, data are sent when a new feature is available for consumer selection. In this scenario, the data is usually in the form of an advertisement. Third, data is sent to implement a feature after the feature has been ordered/purchased by a consumer. As set forth above, these features can be utilized for VCRs, televisions, TVCRs, set-top boxes, etc. When the feature data is sent to a receiving site which is not a television, a television may still be used to display information related to that feature.

Figure 4 reveals how information related to a feature is shown on the television screen, and how a remote can be used to gain additional information. In order to interact with television system 10, the consumer uses remote control 100 in response to messages on television screen 110. In the preferred embodiment, remote control buttons 102, 104 and 106 are initially blank. These buttons 102, 104 and 106 correspond to graphically-generated buttons 112, 114 and 116 on television screen 110. If the remote control sold with television 50 does not provide the required special buttons 102, 104 and 106, a new remote control can be sent to the consumer via overnight mail.

When data are sent to advertise a new feature to the consumer, a mailbox icon 120 is usually used to inform the consumer that the new feature is available for selection. A consumer can eliminate the display of the mailbox icon 120 when/if desired. The consumer can also receive more information related to a new feature by pressing any of special

remote control buttons 102, 104 or 106 when prompted by generated buttons 112, 114 and 116.

In the preferred embodiment, when mailbox icon 120 is full (e.g., a flashing icon 120 may indicate a full mail box),  
5 the consumer can receive information related to a newly-available feature on television screen 110. This information may be provided as a demonstration after the consumer presses one of the special remote control buttons 102, 104 or 106. At the end of this short demonstration, the consumer is then  
10 prompted to either order the feature or to receive more information by pressing one of remote control buttons 102, 104 or 106. For example, an advertising message may include the following: "Now available to RCA TV owners -- Deluxe digital picture-in-picture with network IDs! Call 1-800-STAR-NOW to  
15 order today. Just \$19.95." The consumer is also provided with a feature ID number for ordering. In addition, at any time during the demonstration related to the newly-available feature, the consumer can return to the regular television mode by pressing button 108 on remote control 100. Button 108 can  
20 be, for example, the pre-channel button on a remote control.

When data are downloaded into a television, VCR, TVCR, or cable box to provide the consumer with a consumer-ordered feature, the consumer may have to interact with the television system 10 in order to fully integrate the new  
25 feature. For example, after the feature has been downloaded into the consumer's VCR, a different mailbox icon 120 or on-screen message may be used to alert the consumer that information is required to implement the ordered feature. Again, the consumer begins the interactive process when desired  
30 by pressing any of the special remote control buttons 102, 104 or 106. Microprocessor 62 in conjunction with OSD 64 provides the necessary information on television screen 110 by using generated buttons 112, 114 and 116. These buttons solicit the required information from the consumer. The consumer responds  
35 to the various questions on television screen 110 by pressing the corresponding remote buttons 102, 104 and 106. For example, the placement and/or size of a second picture in a picture-in-picture display may need to be selected by the



consumer for a picture-in-picture enhancement-type feature. Additionally, when data is downloaded to provide the consumer with a new feature (or features): (1) the new feature can be displayed almost immediately automatically, (2) the data or the  
5 new feature can be temporarily stored until the consumer requests the display of the feature, and (3) the data for multiple new features can be stored so that a group of features is later displayed at one time. If desired, consumers can select between these modes of displaying new features with  
10 remote control 100 and prompts 130 on television screen 110.

In the preferred embodiment, a telephone key pad at the consumer's location is used to order a desired feature. For example, an automated call response system may be utilized in conjunction with a touch tone keypad to receive the  
15 consumer's credit card number, consumer's identification number and the desired feature number such that the ordering can be done automatically. In an alternative embodiment, a two-way/interactive set-top box at the consumer's location is used to order the desired features with remote control 100. If this  
20 set-top box is a cable box, the cable company can then transmit the order to main location 20, and the cable company can also assist in the billing process. When ordering, the consumer's identification number may be needed so that the feature can later be saved in the correct consumer television system. This  
25 identification number is not needed in the interactive set-top box systems which can track an ordering consumer's location.

In another embodiment of the present invention, receiving location 48 is a computer, and information from an off-site database can be ordered for downloading into  
30 computer 48. For example, a particular article, news story, etc. may be advertised on an on-screen display. The customer could then order that particular article, news story, etc. for downloading into computer 48. Additionally, if desired, the consumer could order advertised software programs for computer  
35 48 from the off-site database. These articles, news stories, software programs, and the like are sent to receiving locations in the same manner as described above.

While a full and complete disclosure of the invention has been provided hereinabove, it will be obvious to those skilled in the art that various modifications and changes may be made.

**The claims defining the invention are as follows:**

1. A television system with downloadable features, comprising:  
multiple receiving locations, wherein said receiving locations are at least one of a  
5 television, a VCR and a TVCR;  
a satellite transmitter for transmitting data associated with said features;  
multiple receivers for receiving said transmitted data, one of said receivers being  
located within each of said receiving locations, said data including an identifier, said  
identifier identifying at least one of said receiving locations;  
10 a memory associated with each of said receiving locations for storing said data  
related to said features, each said memory only storing said data when said identifier  
identifies said associated receiving location; and  
a processor associated with each of said receiving locations, each said processor  
coupled to said memory and at least one of said receivers, said processor using said data  
15 to implement at least one of said features in at least one of said receiving locations.
2. The television system with downloadable features of claim 1, further  
comprising at least one remote control for selecting information related to said features  
for execution in said receiving locations.  
20
3. The television system with downloadable features of claim 1, further  
comprising at least one device with a screen for displaying information related to at least  
one of said features.  
25
4. The television system with downloadable features of claim 3, wherein  
said device with said screen is at least one of a television and a computer monitor.
5. The television system with downloadable features of claim 1, further  
comprising at least one telephone for ordering said features, wherein data needed for said  
30 implementation of said features is downloaded to said receiving locations after at least  
one of said features is ordered with said telephone.



6. The television system with downloadable features of claim 1, wherein said receiving locations are at least one of a television, a VCR, a TVCR, and a set-top box.

7. The television system with downloadable features of claim 1, further comprising at least one remote control for selecting modes of operation of at least one of said features.

8. The television system with downloadable features of claim 1, further comprising at least one remote control for ordering said features through a set-top box, wherein data needed for said implementation of said feature is downloaded to said receiving locations after at least one of said features is ordered with said remote control.

9. The television system with downloadable features of claim 1, wherein said features include at least one of a software fix, an advertisement for an enhancement, a feature, a product, and an enhancement.

10. The television system with downloadable features of claim 1, wherein said feature assigns IR codes.

11. A television system with downloadable features, comprising:  
multiple receiving locations, wherein said receiving locations are at least one of a television, a VCR, and a TVCR;  
a satellite transmitter for transmitting data associated with said features;  
at least one computer storage device associated with at least one of said receiving locations, said computer storage device retrieving executable software associated with at least one of said downloadable features from a computer readable medium, wherein said executable software includes an identifier indicating specific receiving locations of said multiple receiving locations;  
a memory associated with each of said computer storage devices for storing said retrieved executable software; and  
a processor associated with each of said computer storage devices for executing said retrieved executable software, wherein said processor only executes said executable software when said identifier indicates said associated receiving location.



12. The television system with downloadable features of claim 11, further comprising a device with a screen associated with each of said receiving locations, said device with a screen for displaying information related to said features.

5 13. The television system with downloadable features of claim 12, further comprising at least one remote control for selecting said information related to said features for display on said device with a screen.

14. The television system with downloadable features of claim 11, further  
10 comprising at least one of a telephone and a remote control for ordering said features.

15. The television system with downloadable features of claim 11, wherein said receiving locations are televisions.

15 16. A method of providing a television system with downloadable features, comprising:

transmitting data with a satellite broadcast system to multiple receiving locations, said data associated with said features and including an identifier, said identifier identifying at least one of said receiving locations;

20 transmitting data with a satellite broadcast system to multiple receiving locations, said data associated with said features and including an identifier, said identifier identifying at least one of said receiving locations, wherein said receiving locations are at least one of a VCR, a television, and a TVCR;

receiving said data at said multiple receivers, one of said receivers being located  
25 within each of said receiving locations;

storing said data in at least one of said receiving locations, said storing only occurring in said receiving locations identified by said identifier; and

using said data stored in said receiving locations identified by said identifier to enable at least one of said features in at least one of said receiving locations.



1           17. The method of providing a television system with  
2       downloadable features of claim 16, further comprising  
3       displaying information related to said features.

1           18. The method of providing a television system with  
2       downloadable features of claim 17, wherein said displaying is  
3       on a television.

1           19. The method of providing a television system with  
2       downloadable features of claim 16, further comprising selecting  
3       information related to said features for display, said  
4       selecting done with a remote control.

1           20. The method of providing a television system with  
2       downloadable features of claim 16, further comprising ordering  
3       said features, wherein data needed for said enabling of said  
4       features is broadcast to said receiving locations after at  
5       least one of said features is ordered.

1           21. The method of providing a television system with  
2       downloadable features of claim 20, wherein said ordering is  
3       done with a telephone.

1           22. The method of providing a television system with  
2       downloadable features of claim 20, wherein said ordering is  
3       done with a remote control and a set-top box.

1           23. The method of providing a television system with  
2       downloadable features of claim 16, wherein said receiving  
3       locations are at least one of televisions, VCRs, TVCRs and set-  
4       top boxes.

1           24. The method of providing a television system with  
2       downloadable features of claim 16, wherein said features  
3       include at least one of a software fix, an advertisement for an  
4       enhancement, a feature, a product, and an enhancement.

25. The method of providing a television system with downloadable features of claim 16, wherein said receiving locations are at least one of a VCR, a television, TVCR and a cable box.

5 26. A television system receiving location comprising:  
a data receiver for receiving system operating software from a satellite broadcast system, said system operating software including an identifier associated with said data receiver;  
memory coupled to said data receiver for storing said system operating software  
10 when said system operating software includes said identifier;  
a processor coupled to said memory,  
said processor implementing selected software features when said system operating software includes said identifier;  
a device with a screen coupled to said receiver for displaying information  
15 associated with said system operating software.

27. The television system receiving location of claim 26, wherein said device with a screen is said television.

20 28. The television system receiving location of claim 26, further comprising a tuner coupled to said receiver for tuning to a channel, said system operating software being available on said channel.

25 29. The television system receiving location of claim 28, wherein said processor tunes said tuner to said channel at a predetermined time, said system operating software being available on said channel at said predetermined time.

30 30. The television system receiving location of claim 26, further comprising an on-screen display device coupled to said processor, said on-screen display device capable of displaying said information associated with said system operating software on said device with a screen.

31. The television system receiving location of claim 26, further comprising a remote control receiver coupled to said processor, said remote control receiver capable




of receiving user selections from a remote control, said user selections being related to said system operating software.

32. A television system with downloadable features, substantially as herein  
5 described with reference to Fig. 1.

33. A method of providing a television system with downloadable features,  
substantially as herein described with reference to Figs. 1-4.

10 34. A television system receiving location, substantially as herein described  
with reference to Fig. 2.



35. A television system with downloadable features, comprising:  
multiple receiving locations, wherein said receiving locations are at least one of a  
15 television, a VCR, and a TVCR;



a satellite transmitter for transmitting data associated with said features;  
at least one computer storage device associated with at least one of said receiving  
locations, said computer storage device retrieving executable software associated with at  
least one of said downloadable features from a computer readable storage medium,  
20 wherein said executable software includes an identifier indicating specific receiving  
locations of said multiple receiving locations;



a memory associated with each of said computer storage devices for storing said  
retrieved executable software, each said memory only storing said retrievable executable  
software when said identifier indicates said associated receiving location; and



25 a processor associated with each of said computer storage devices for executing  
said retrieved executable software, wherein said processor only executes said executable  
software when said identifier identifies said associated receiving location.

36. The television system of claim 1, wherein said data is transmitted over a  
30 vertical blanking interval associated with a dedicated channel.

37. The television system of claim 11, wherein said computer readable  
medium is selected from the group consisting of laser disks, compact disks, floppy disks,  
and magnetic medium.





38. The television system of claim 35, wherein said computer readable storage medium is selected from the group consisting of laser disks, compact disks, floppy disks, and magnetic medium.

- 5 39. A television system with downloadable features, comprising:  
multiple receiving locations, wherein said receiving locations are at least one of a television, a VCR, and a TVCR;  
a broadcast system for transmitting data associated with said features over a terrestrial antenna;
- 10 multiple receivers utilizing terrestrial antennae for receiving said transmitted data, one of said receivers being located within each of said receiving locations, said data including an identifier, said identifier identifying at least one of said receiving locations;
- 15 a memory associated with each of said receiving locations for storing said data related to said features, each said memory only storing said data when said identifier identifies said associated receiving location; and
- a processor associated with each of said receiving locations, each said processor coupled to said memory and at least one of said receivers, said processor using said data to implement at least one of said features in at least one of said receiving locations.

20

DATED this Thirteenth Day of October, 1999

**Starsight Telecast Incorporated**

Patent Attorneys for the Applicant

SPRUSON & FERGUSON



1/3

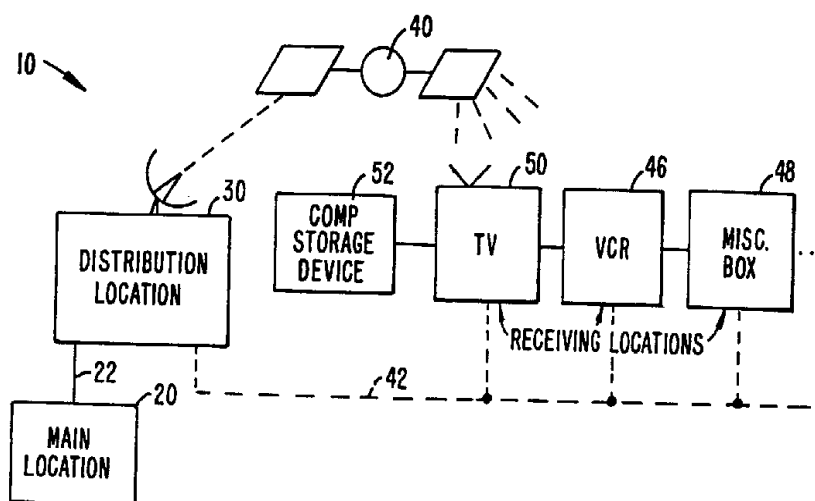


FIG. 1.

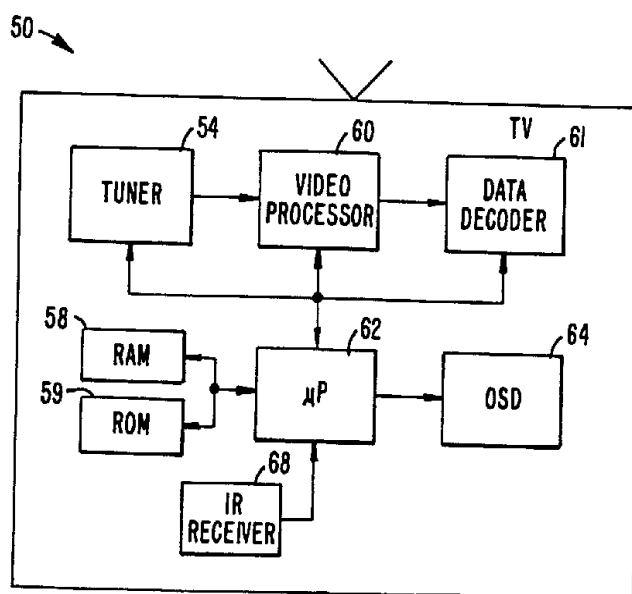
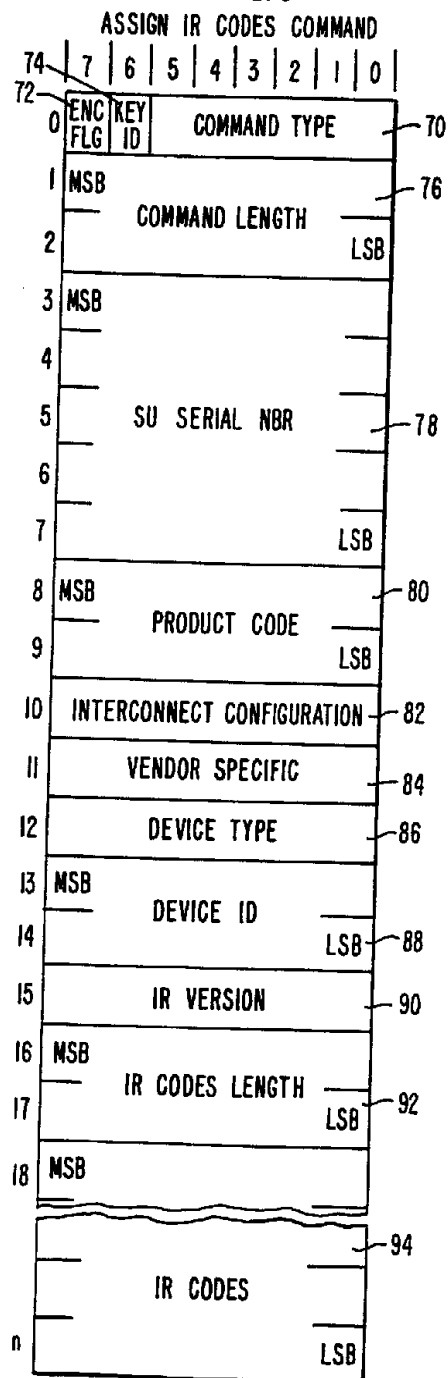


FIG. 2.

SUBSTITUTE SHEET (RULE 26)

2/3



**FIG. 3.**  
SUBSTITUTE SHEET (RULE 26)

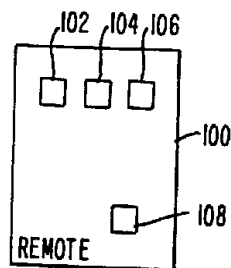
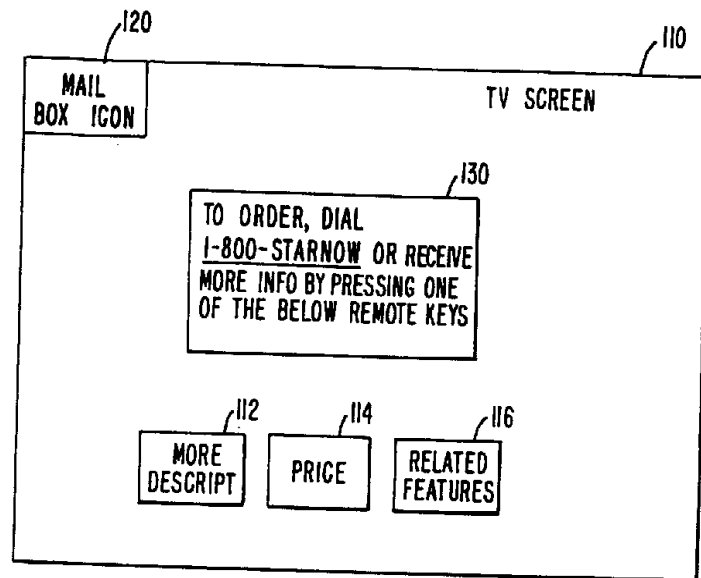


FIG. 4.