

M. B. WHEATON.

Improvement in Devices to Prevent Reverse Motion in Belts of Sewing-Machines.

No. 131,040.

Patented Sep. 3, 1872.

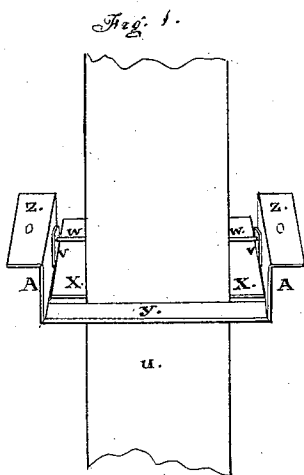
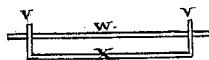
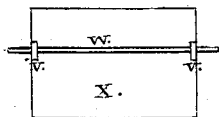


Fig. 2.



Witnesses
Wm. M. Gooding }
Edward Colver }

Inventor
Miles B. Wheaton

UNITED STATES PATENT OFFICE.

MILES B. WHEATON, OF NEW YORK, N. Y., ASSIGNOR OF ONE-HALF HIS
RIGHT TO THEODORE M. ELY, OF NEWARK, NEW JERSEY.

IMPROVEMENT IN DEVICES TO PREVENT REVERSE MOTION IN BELTS OF SEWING-MACHINES.

Specification forming part of Letters Patent No. **131,040**, dated September 3, 1872; antedated August 31,
1872.

Specification describing a Contrivance to Prevent Reverse Motion of a Driving-Belt in Treadles, invented by MILES B. WHEATON, of the city of New York.

To the under side of the table top on which a sewing-machine is secured, at or near the aperture through which the main belt passes, the small frame A, shown in Figure 1 in the accompanying drawing, is secured by the parts Z, being screwed or riveted thereto. In the frame A the plate X is suspended on the rod W, the rod passing through the lugs V and through the sides of the frame A, near the back edge thereof, thus providing for an oscillatory movement in the plate X. The front edge of the oscillating plate X passes too near the back edge of the front bar *y* in the frame A that the thinnest belt in use on sewing-machines cannot pass between the edges when they are parallel the one with the other, so that when a downward pull is given to a belt that is passed between it is clamped fast by

the two edges, at the same time presenting no impediment to an upward motion of the belt. The plate X is suspended on the lugs V, as shown in the flat and edge view in Fig. 2, that there may be a forward movement in the front edge of the plate X as it rises, keeping it close to the belt, yet insure the instantaneous clutch of the belt upon the least attempt at reverse motion. Ease with freedom of motion is given to the oscillating plate by the counterbalance, by the part of the plate which projects back from the lugs.

What I claim, and desire to secure, is—

The frame A, oscillating plate X, when arranged in the manner shown and described, to prevent the reverse motion of a driving-belt in treadles.

MILES B. WHEATON.

Attest:

W. M. GOODING,
EDWARD COLEVER.