L. BLUMENTHAL.

COVER FASTENING DEVICE FOR BOTTLES.

APPLICATION FILED AUG. 27, 1910.

978,109.

Patented Dec. 6, 1910.

Fig. 1.

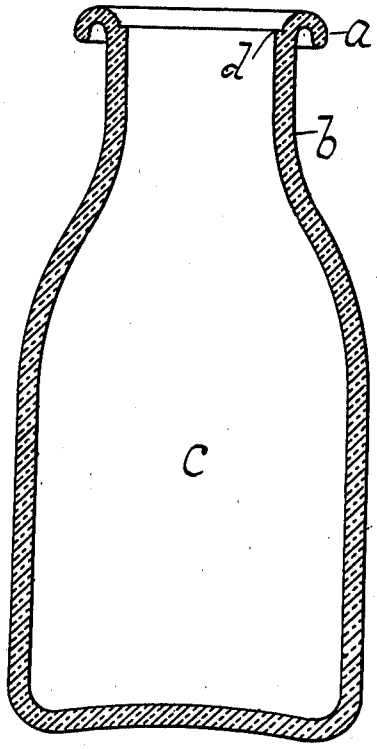

Fig. 2.

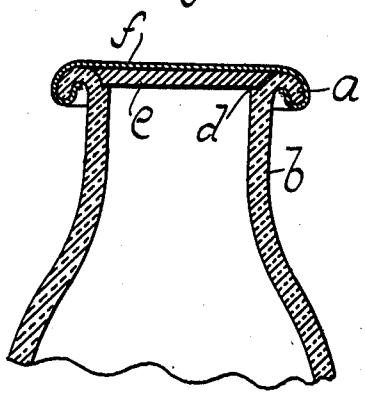

Fig. 3.

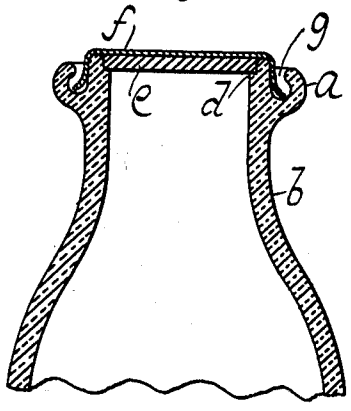

Witnesses:

William Miller

Christian M. Almstaedt

Inventor

Louis Blumenthal

By his Attorneys

Hauff & Starland.

UNITED STATES PATENT OFFICE.

LOUIS BLUMENTHAL, OF BROOKLYN, NEW YORK.

COVER-FASTENING DEVICE FOR BOTTLES.

978,109. Specification of Letters Patent. Patented Dec. 6, 1910.

Application filed August 27, 1910. Serial No. 579,230.

To all whom it may concern:

Be it known that I, LOUIS BLUMENTHAL, a citizen of the United States, residing at Brooklyn, in the county of Kings, State of New York, have invented new and useful Improvements in Cover-Fastening Devices for Bottles, of which the following is a specification.

My invention consists of a new and improved cover fastening device for bottles.

By means of my invention the outer cover can be secured to a bottle without the means of a wire or string as is now necessary.

The invention could be applied to bottles for milk, wine etc., or preserve jars.

In the accompanying drawings: Figure 1 is a sectional view of a bottle containing my improved device. Fig. 2 is a sectional view of a bottle constructed according to my invention, and the cover fastened thereon. Fig. 3 is a sectional view of the top portion of a bottle containing a modification of my invention.

My invention consists of an outwardly projecting lip *a* extending entirely around the top of the neck *b* of an ordinary bottle *c*. Of course the bottle or jar may be made of glass, china, metal or any desired material of any suitable size or form. The projecting lip *a* is preferably made integral with the bottle and is so shown.

In the construction shown in Figs. 1 and 2, I show a shoulder *d* on the inner side of the bottle on which rests a cover *e*. The cover *e* may of course be made of cork or heavy card board or any desired material. Over the cover *e* is placed a cover *f* of tin foil or any desired substance, which is bent over and around the downwardly extending lip *a* and underneath it.

In the modification shown in Fig. 3, the lip *a* is formed on the outside of the bottle a little below the top and instead of extending downwardly it extends upwardly, leaving a recess *g* between the lip *a* and the neck of the bottle *b* into which the cover may be pressed and sealed with paraffin, sealing wax or any other suitable substance, so as to hold the inner cover *e* tightly down in the bottle and render it air tight.

I of course do not wish to be confined to the construction shown. For instance my device may be applied to a bottle having a cork fitted into it as for instance a wine bottle, when it is desired to cover a cork with tin foil, the tin foil can be bent up under the lip *a* as shown in Figs. 1 and 2.

I claim:

A device of the kind described, comprising a bottle having the upper part of its mouth formed with a downwardly extending flange to form an annular groove, said groove being located under the mouth and between the neck of the bottle and the flange, an annular shoulder situated in the mouth of the bottle, a cover resting on the shoulder, and an outer flexible cover arranged over the inner cover, said cover extending over the flange while its end portion is pressed into and thereby clamped in the groove.

In testimony whereof I have hereunto set my hand in the presence of two subscribing witnesses.

LOUIS BLUMENTHAL.

Witnesses:
WM. E. WARLAND,
CHRISTIAN H. ALMSTAEDT.