



US00D805391S

(12) **United States Design Patent**  
**Azelton et al.**

(10) **Patent No.:** **US D805,391 S**

(45) **Date of Patent:** **\*\* Dec. 19, 2017**

(54) **BOTTLE**

(71) Applicant: **THE CLOROX COMPANY**, Oakland, CA (US)

(72) Inventors: **Kerry D. Azelton**, Pleasanton, CA (US); **John D. English**, Pleasanton, CA (US)

(73) Assignee: **The Clorox Company**, Oakland, CA (US)

(\*\*) Term: **15 Years**

(21) Appl. No.: **29/564,857**

(22) Filed: **May 16, 2016**

(51) **LOC (10) Cl.** ..... **09-01**

(52) **U.S. Cl.**  
USPC ..... **D9/530**

(58) **Field of Classification Search**  
USPC ..... D9/519–521, 529–543, 549, 556, 558, D9/574; 215/206, 229, 381; 220/674, 220/710, 837; 222/182, 209, 252  
CPC ..... A47K 10/421; B65D 1/02; B65D 1/26; B65D 3/04; B65D 11/00; B65D 11/02; B65D 81/3837; B65D 85/72  
See application file for complete search history.

(56) **References Cited**

**U.S. PATENT DOCUMENTS**

41,700 A	2/1864	Hamilton et al.	
2,557,267 A	6/1951	Ellinger	
D398,427 S	9/1998	Berti	
D439,053 S	3/2001	Hay	
6,224,283 B1	5/2001	Hay	
D477,917 S	8/2003	Giacolo et al.	
D501,085 S	1/2005	Hay	
D502,404 S *	3/2005	Hunt	D9/530
D505,080 S *	5/2005	Cagle	D9/571
D524,546 S	7/2006	Ajluni	

D556,408 S	11/2007	Lang et al.	
D557,141 S *	12/2007	Pedmo	D9/541
D562,011 S	2/2008	Meyer	
D565,948 S	4/2008	Maas	
D578,262 S	10/2008	Trotter et al.	
D578,720 S	10/2008	Norcorn et al.	
D583,566 S	12/2008	Meyer	
D594,087 S *	6/2009	Campbell	D23/202
D616,757 S *	6/2010	Dorn	D9/543
D618,550 S *	6/2010	De Haan	D9/520
D632,587 S	2/2011	Richmond	
D640,850 S	6/2011	Koenig et al.	
D649,882 S *	12/2011	Fleischhacker	D9/516
D650,290 S	12/2011	Natsume et al.	
D656,413 S	3/2012	Hayton et al.	
D692,768 S *	11/2013	Corbett	D9/531

(Continued)

**OTHER PUBLICATIONS**

NonFinal Office Action dated Dec. 30, 2016, U.S. Appl. No. 15/097,077, filed Apr. 12, 2016.

*Primary Examiner* — Derrick Holland  
*Assistant Examiner* — Janice Patyk  
(74) *Attorney, Agent, or Firm* — Alok Goel

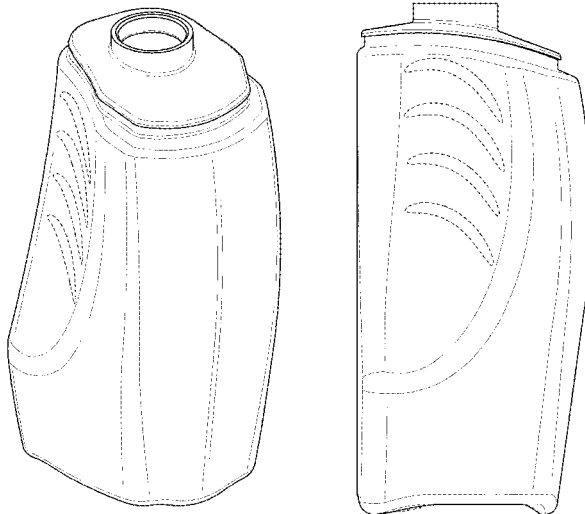
(57) **CLAIM**

The ornamental design for a bottle, as shown and described.

**DESCRIPTION**

FIG. 1 is a perspective view of a bottle, showing our new design;  
FIG. 2 is a left side view thereof;  
FIG. 3 is a right side view thereof;  
FIG. 4 is a top view thereof;  
FIG. 5 is a bottom view thereof;  
FIG. 6 is a front view thereof; and,  
FIG. 7 is a back view thereof.  
The broken lines in the figures illustrate portions of the design that form no part of the claimed design.

**1 Claim, 4 Drawing Sheets**



(56)

**References Cited**

U.S. PATENT DOCUMENTS

D717,666	S	11/2014	Palm et al.	
8,888,395	B1	11/2014	Hinnant	
D726,014	S *	4/2015	Jasso Gomez .....	D9/531
D740,568	S	10/2015	Shafer et al.	
D745,234	S	12/2015	Brown	
2004/0140326	A1	7/2004	Smart	
2004/0265042	A1	12/2004	Chan	
2005/0069375	A1	3/2005	Kliegman	
2008/0205965	A1	8/2008	LaFlamme	
2008/0264972	A1	10/2008	LaFlamme	
2011/0243643	A1	10/2011	Huang	
2012/0096662	A1	4/2012	Uchiyama	
2012/0301208	A1	11/2012	Hughes	
2013/0043329	A1	2/2013	Bradbury	

\* cited by examiner

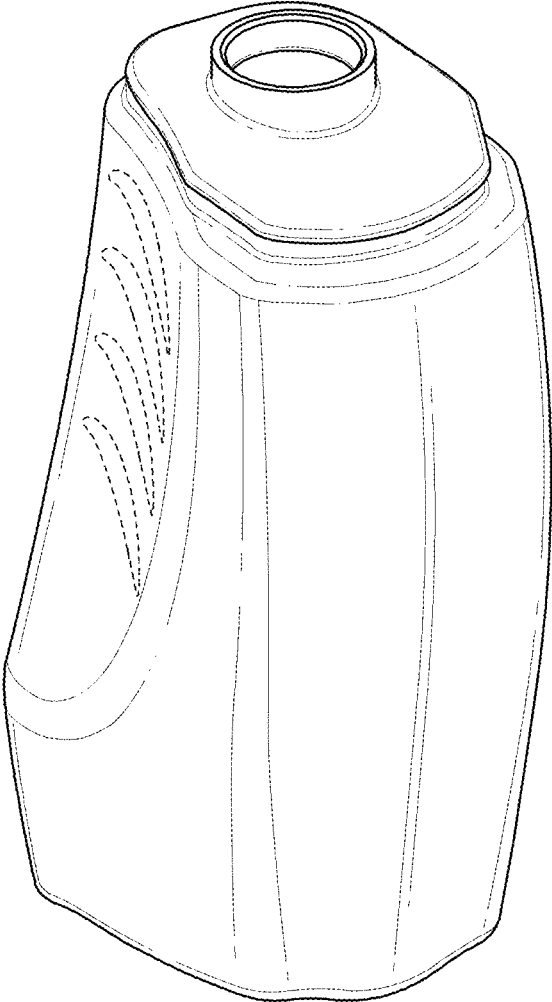


FIG. 1

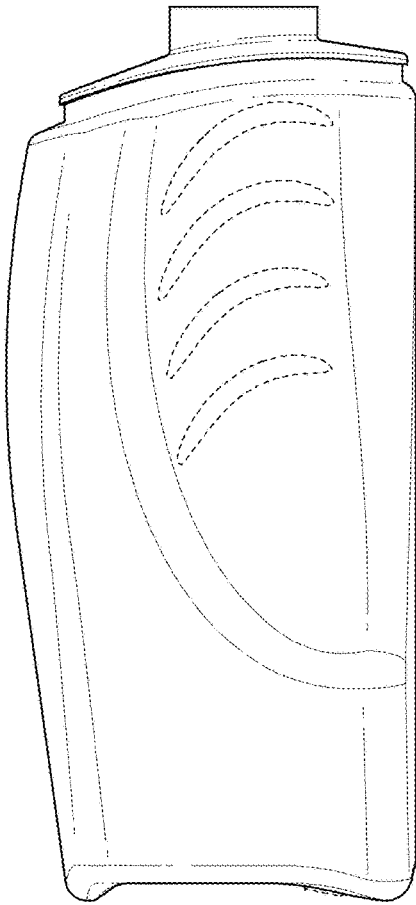


FIG. 2

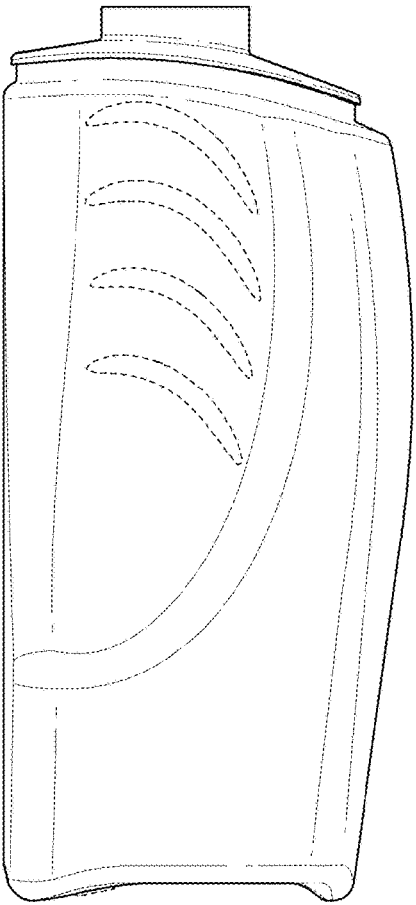


FIG. 3

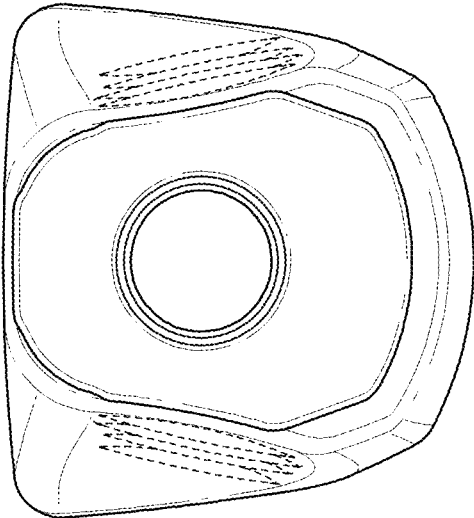


FIG. 4

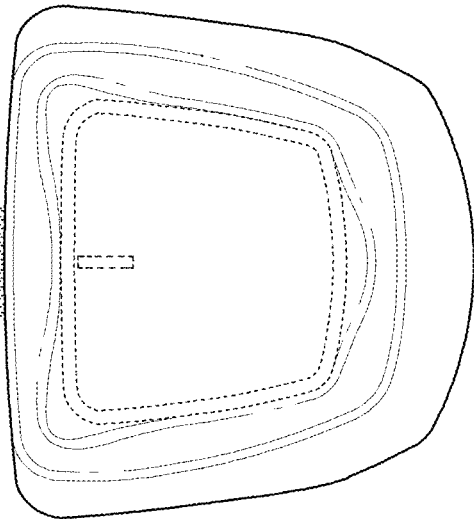


FIG. 5

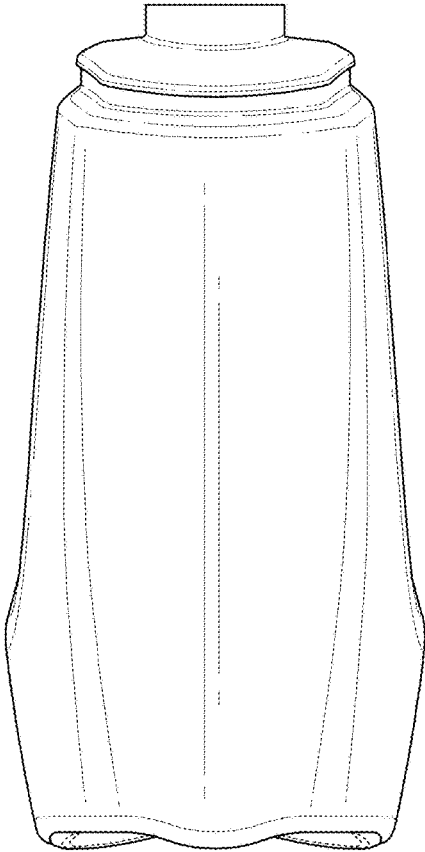


FIG. 6

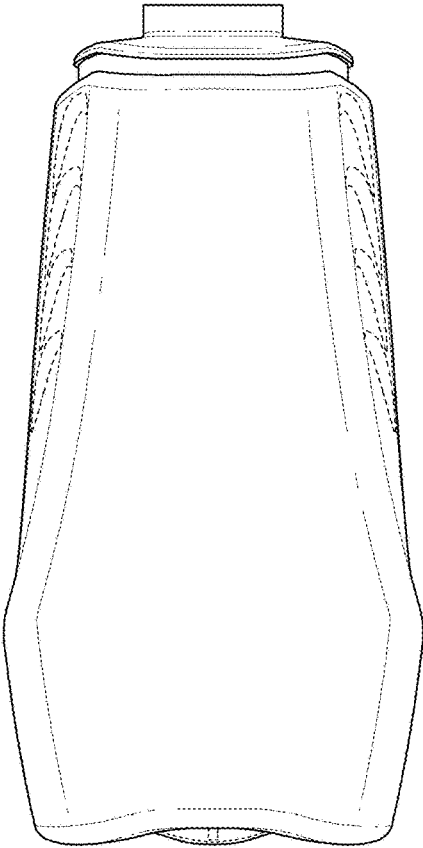


FIG. 7