

A. M. BUTTS.

Track Clearer.

No. 108,565.

Patented Oct. 25, 1870.

Fig. 1.

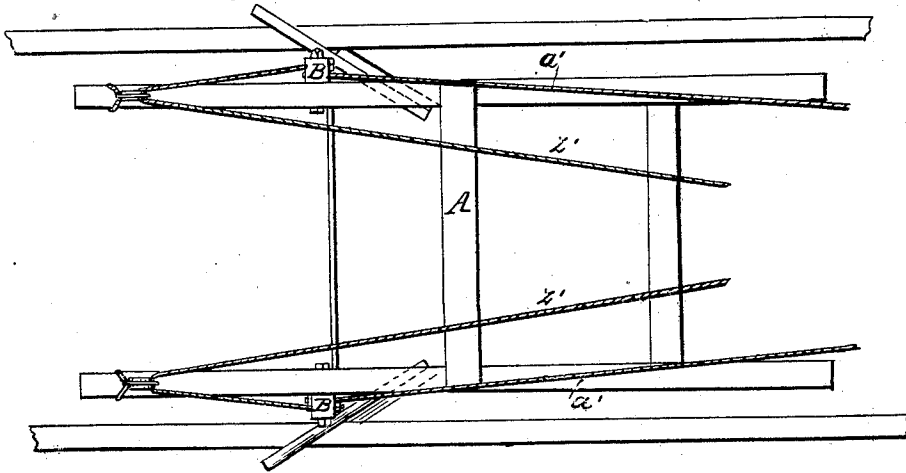
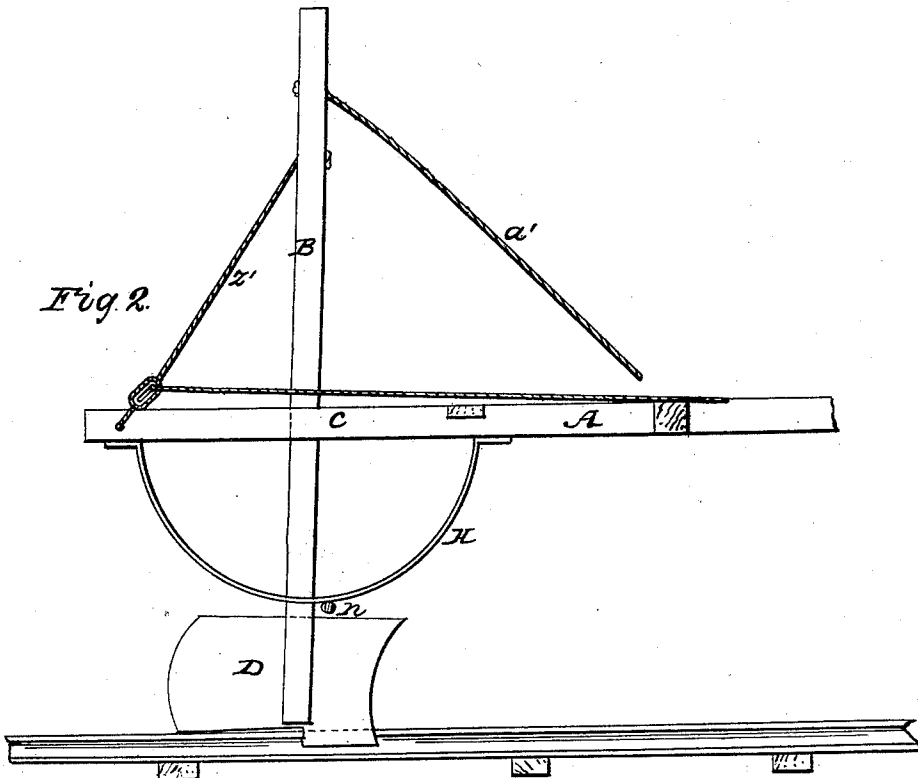


Fig. 2.



Witnesses

Edward P. Hase  
Chas. Kemper

Inventor

A. M. Butts  
Chepman & Posner & Co  
Attorneys

A. M. BUTTS.

Track Clearer.

No. 108,565.

Patented Oct. 25, 1870.

Fig. 3.

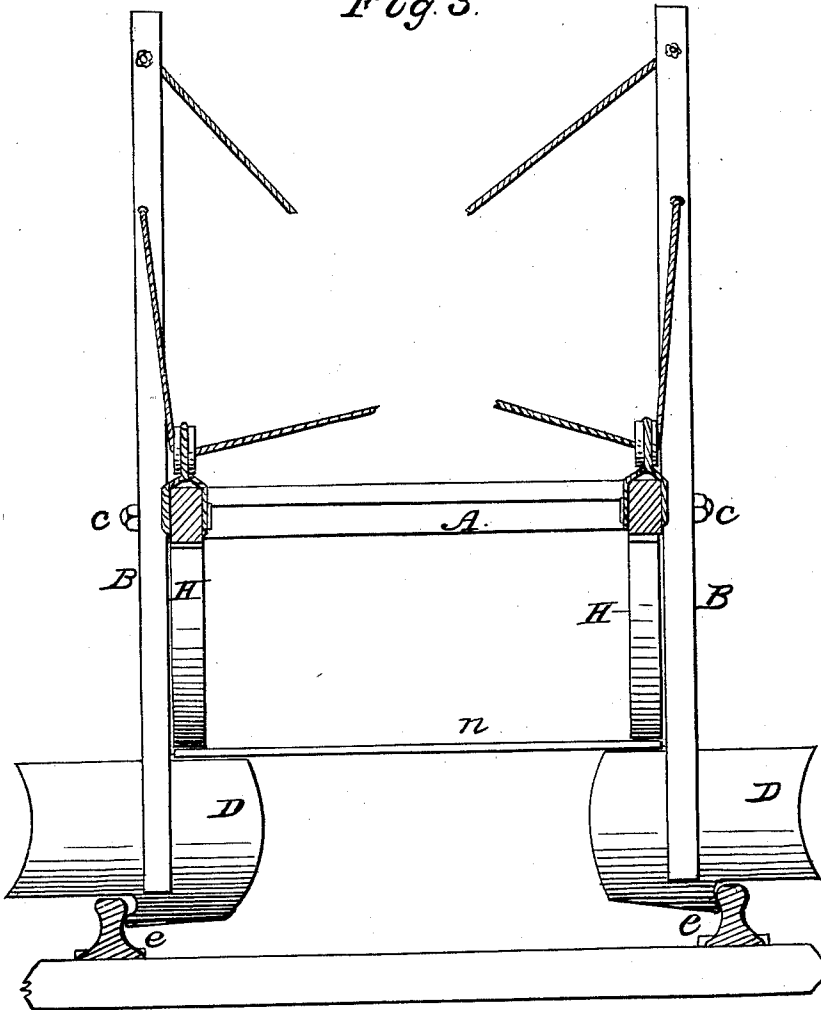
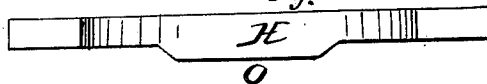


Fig. 4.



Witnesses

Edward P. Mann

Charles K. King

Inventor

A. M. Butts

Chipman & Hornum

Attorneys.

# United States Patent Office.

ALBERT M. BUTTS, OF WATERBURY, CONNECTICUT.

Letters Patent No. 108,565, dated October 25, 1870.

## IMPROVEMENT IN SNOW-PLOWS.

The Schedule referred to in these Letters Patent and making part of the same

### *To all whom it may concern:*

Be it known that I, ALBERT M. BUTTS, of Waterbury, in the county of New Haven and State of Connecticut, have invented a new and valuable Improvement in Snow-Plows; and I do hereby declare that the following is a full, clear, and exact description of the construction and operation of the same, reference being had to the annexed drawing making a part of this specification, and to the letters and figures of reference marked thereon.

Figure 1 of the drawing is a top view of my invention.

Figure 2 is a central vertical section thereof.

Figure 3 is a rear view.

Figure 4 is a plan view of one of the guides.

My invention relates to means for clearing the snow from the rails of a railroad-track, and consists in the construction and arrangement of suitable plows or scrapers, fitted to the shape of the rail, and attached to the ends of levers pivoted to a cart or car, the scrapers being forced against the sides of the rails by guides with inclined projections.

By means of these plows the rails are entirely freed from snow, and the clearing is accomplished with great rapidity.

The letter A of the drawing designates a car, to which the levers B B are pivoted at *c c*.

D D represent the plows, attached to the ends of the levers B B, and arranged in such a manner that their concave sides are in front and in contact with the snow.

Each plow consists of a curved plate, extending across the rail at an angle of about forty-five degrees,

and provided, upon its lower edge, with a point or tongue, designed to fit the rail closely under the inner flanch. This point or tongue is lettered *e* upon the drawing, and serves to clear the inside of the rail from the snow in an effectual manner.

The inner ends of the plows are the most advanced, and thereby is secured a very important advantage.

As the snow is cleared from the inside of each rail it is caught up by the curve of the plate or plow, conveyed across the rail, and thrown outside of the track, out of the way.

The levers B B may be operated by hand; but, for convenience, the ropes *a a* are attached, respectively, operating to depress the plows upon the track, or to raise them up out of the way.

H H are guides, which are braced by means of the rod *n*, and, by means of a wedge-shaped projection, *o*, (see fig. 4,) force the scrapers against the inner sides of the rails.

What I claim as my invention, and desire to secure by Letters Patent, is—

The combination of the curved scraper D, having a projection, *e*, with the lever B and car A, having guides H H, provided with projections *o o*, as set forth.

In testimony that I claim the above, I have hereunto subscribed my name in the presence of two witnesses.

ALBERT M. BUTTS.

Witnesses:

W. H. GRISWOLD,  
CHAS. W. GILLETTE.