



US0D1028531S

(12) **United States Design Patent**
Watson

(10) **Patent No.:** **US D1,028,531 S**

(45) **Date of Patent:** **** May 28, 2024**

(54) **BRUSH**

(71) Applicant: **Robert A. Watson**, Southfield, MI (US)

(72) Inventor: **Robert A. Watson**, Southfield, MI (US)

(**) Term: **15 Years**

(21) Appl. No.: **29/792,185**

(22) Filed: **Mar. 10, 2022**

(51) **LOC (14) Cl.** **04-02**

(52) **U.S. Cl.**

USPC **D4/134; D4/138**

(58) **Field of Classification Search**

USPC D4/119, 127, 128, 130, 132, 134, 138,
D4/199

CPC .. A46B 1/00; A46B 3/00; A46B 3/005; A46B
3/02; A46B 3/04; A46B 3/20; A46B 3/22;
A46B 5/00; A46B 5/002; A46B 5/0025;
A46B 5/0029; A46B 5/0033; A46B
5/0037; A46B 5/0054; A46B 5/0062;
A46B 5/0066; A46B 5/02; A46B 5/021;
A46B 5/023; A46B 5/025; A46B 5/026;
A46B 7/00; A46B 7/06; A46B 9/00;
A46B 9/02; A46B 9/023; A46B 9/025;
A46B 9/028; A46B 9/06; A46B 13/00;
A46B 13/08; A46B 2200/00; A46B
2200/10; A46B 2200/102; A46B
2200/104

See application file for complete search history.

(56) **References Cited**

U.S. PATENT DOCUMENTS

195,010 A * 9/1877 Hyatt A46B 9/023
300/21
1,957,363 A * 5/1934 Snell A46B 3/20
15/186
D509,363 S * 9/2005 Kampel D4/133

D770,778 S * 11/2016 Rosenzweig D4/138
D839,609 S * 2/2019 Robbins D4/134
D870,461 S * 12/2019 Robbins D4/134
D879,476 S * 3/2020 Renette D4/138
D903,332 S * 12/2020 Watson D4/134
D905,970 S * 12/2020 Renette D4/134
D941,037 S * 1/2022 Wojczak D4/138
D973,372 S * 12/2022 Lazurowicz D4/134
D974,773 S * 1/2023 Stovall D4/134
D985,280 S * 5/2023 Russo D4/134
D989,495 S * 6/2023 Renette D4/134

OTHER PUBLICATIONS

The Luxurious CQP “King Brush”, posted Dec. 16, 2021 [online],
[retrieved Aug. 15, 2023]. Retrieved from internet, <https://www.youtube.com/watch?v=4urFN9k89kl> (Year: 2021).*

* cited by examiner

Primary Examiner — Alison M Ofstun
Assistant Examiner — Evin F Ershock
(74) *Attorney, Agent, or Firm* — Dunlap Bennett &
Ludwig, PLLC

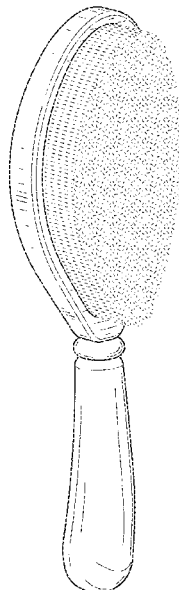
(57) **CLAIM**

The ornamental design for a brush, as shown and described.

DESCRIPTION

FIG. 1 is a front perspective view of a brush, showing my
new design;
FIG. 2 is a front elevation view thereof;
FIG. 3 is a rear elevation view thereof;
FIG. 4 is a left-side elevation view thereof; with a right-side
elevation view being a mirror image thereof;
FIG. 5 is a top plan view thereof; and,
FIG. 6 is a bottom plan view thereof.
The broken lines shown in the drawings depict portions of
the article that form no part of the claimed design.

1 Claim, 3 Drawing Sheets



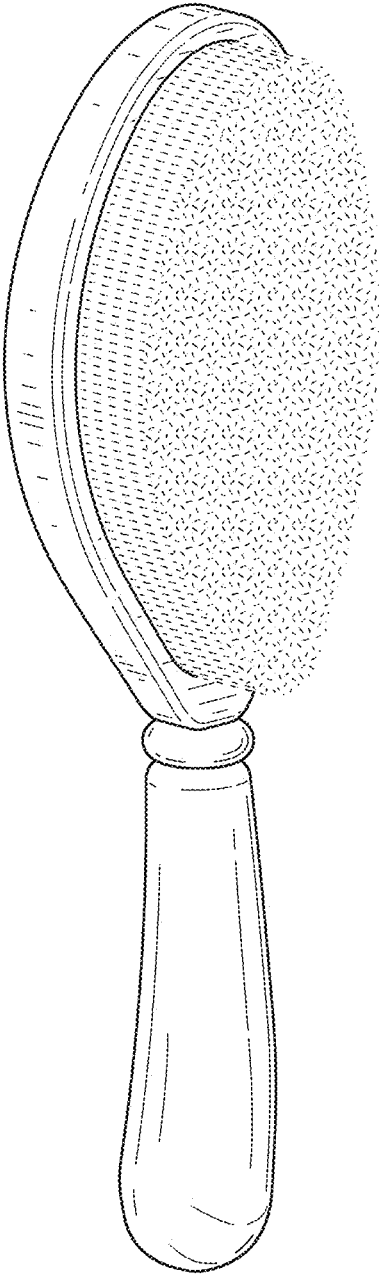


FIG. 1

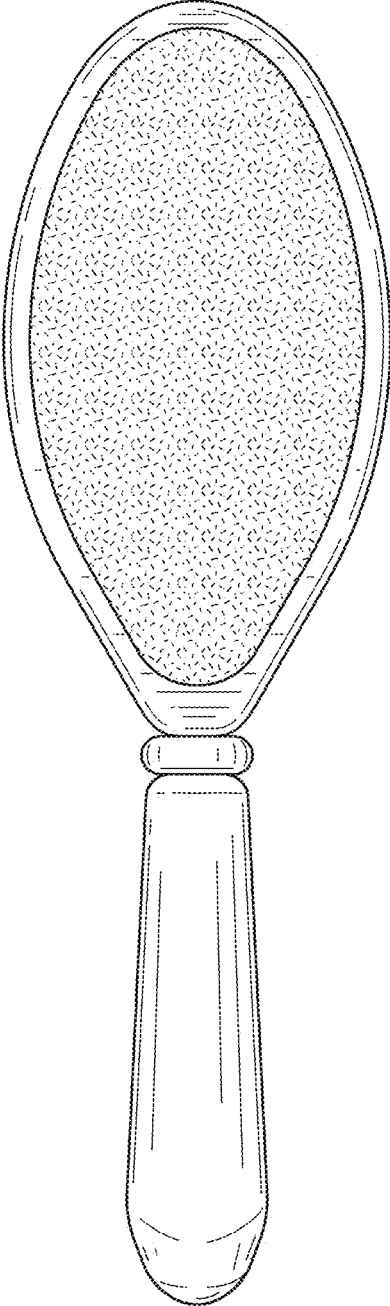


FIG. 2

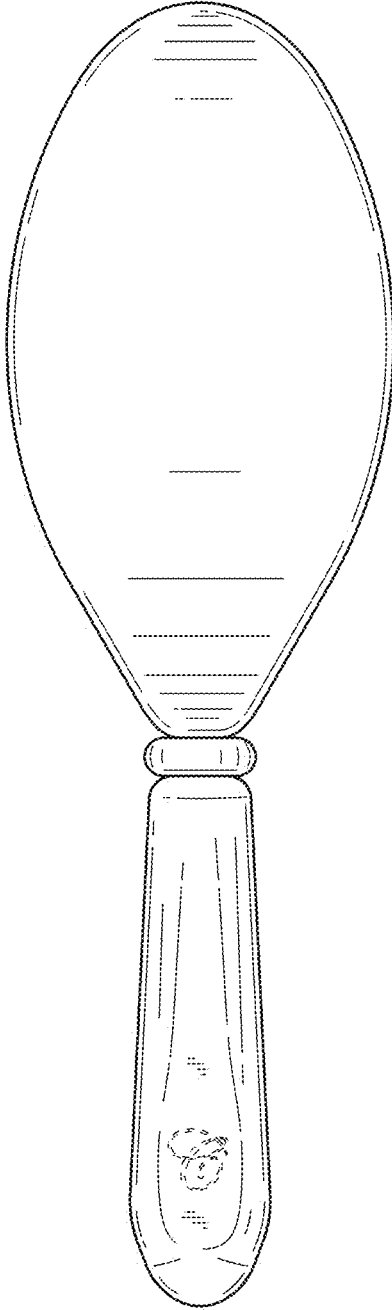


FIG. 3

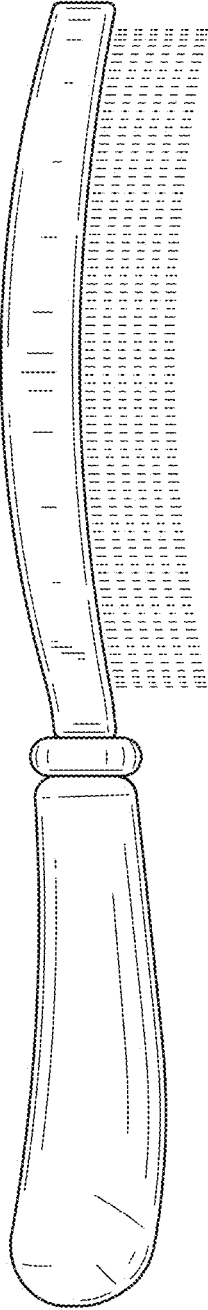


FIG. 4

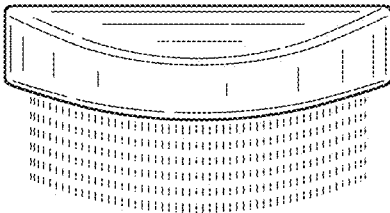


FIG. 5

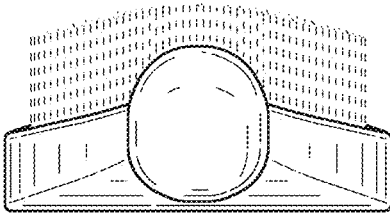


FIG. 6