



## INTERNATIONAL APPLICATION PUBLISHED UNDER THE PATENT COOPERATION TREATY (PCT)

<p>(51) International Patent Classification<sup>6</sup> : <b>A61K 47/48, 47/40, 31/335</b></p>	<p><b>A1</b></p>	<p>(11) International Publication Number: <b>WO 99/24073</b></p> <p>(43) International Publication Date: 20 May 1999 (20.05.99)</p>
<p>(21) International Application Number: PCT/HU98/00097</p> <p>(22) International Filing Date: 9 November 1998 (09.11.98)</p> <p>(30) Priority Data: P 97 01945 10 November 1997 (10.11.97) HU</p> <p>(71) Applicants (for all designated States except US): THISSEN LABORATOIRES S.A. [BE/BE]; Rue de la Papyr�e 2-4, B-1420 Braine l'Alleud (BE). Cyclolab Co. Ltd. [HU/HU]; Dombovari u. 5-7, H-1117 Budapest (HU).</p> <p>(72) Inventor; and (75) Inventor/Applicant (for US only): GECZY, Joseph, M. [BE/BE]; Avenue Wolvendael 21/6, B-1180 Brussels (BE).</p> <p>(74) Agent: SOMFAI &amp; PARTNERS INDUSTRIAL RIGHTS CO. LTD.; Pozsonyi u. 38.II.5., H-1137 Budapest (HU).</p>		<p>(81) Designated States: AL, AU, BA, BG, BR, CA, CN, CU, CZ, EE, GE, HR, ID, IL, IS, JP, KP, KR, LR, LT, LV, MK, MN, MX, NO, NZ, PL, RO, SI, SK, TR, UA, US, UZ, VN, YU, Eurasian patent (AM, AZ, BY, KG, KZ, MD, RU, TJ, TM), European patent (AT, BE, CH, CY, DE, DK, ES, FI, FR, GB, GR, IE, IT, LU, MC, NL, PT, SE).</p> <p><b>Published</b> <i>With international search report. Before the expiration of the time limit for amending the claims and to be republished in the event of the receipt of amendments.</i></p>
<p>(54) Title: PHARMACEUTICAL COMPOSITIONS CONTAINING CYCLODEXTRINS AND TAXOIDS</p>		
<p>(57) Abstract</p> <p>The present invention relates to water-soluble solid pharmaceutical compositions and their solutions in aqueous solvents, said compositions containing a) as an active ingredient a finely dispersed large surface area amorphous preferably lyophilized taxoid such as paclitaxel or docetaxel, their salts or their polymorphic hydrates or solvates such as solvates formed with ethanol and b) finely dispersed large surface area amorphous preferably lyophilized acetyl-<math>\gamma</math>-cyclodextrin or hydroxy-propyl-<math>\beta</math>-cyclodextrin (cyclodextrin) whereby the weight ratio of said taxoid : said cyclodextrin ranges between 1 : 25 and 1 : 400; c) and optionally other water-soluble auxiliary materials usual in pharmaceuticals for parental purposes.</p>		

**FOR THE PURPOSES OF INFORMATION ONLY**

Codes used to identify States party to the PCT on the front pages of pamphlets publishing international applications under the PCT.

AL	Albania	ES	Spain	LS	Lesotho	SI	Slovenia
AM	Armenia	FI	Finland	LT	Lithuania	SK	Slovakia
AT	Austria	FR	France	LU	Luxembourg	SN	Senegal
AU	Australia	GA	Gabon	LV	Latvia	SZ	Swaziland
AZ	Azerbaijan	GB	United Kingdom	MC	Monaco	TD	Chad
BA	Bosnia and Herzegovina	GE	Georgia	MD	Republic of Moldova	TG	Togo
BB	Barbados	GH	Ghana	MG	Madagascar	TJ	Tajikistan
BE	Belgium	GN	Guinea	MK	The former Yugoslav Republic of Macedonia	TM	Turkmenistan
BF	Burkina Faso	GR	Greece			TR	Turkey
BG	Bulgaria	HU	Hungary	ML	Mali	TT	Trinidad and Tobago
BJ	Benin	IE	Ireland	MN	Mongolia	UA	Ukraine
BR	Brazil	IL	Israel	MR	Mauritania	UG	Uganda
BY	Belarus	IS	Iceland	MW	Malawi	US	United States of America
CA	Canada	IT	Italy	MX	Mexico	UZ	Uzbekistan
CF	Central African Republic	JP	Japan	NE	Niger	VN	Viet Nam
CG	Congo	KE	Kenya	NL	Netherlands	YU	Yugoslavia
CH	Switzerland	KG	Kyrgyzstan	NO	Norway	ZW	Zimbabwe
CI	Côte d'Ivoire	KP	Democratic People's Republic of Korea	NZ	New Zealand		
CM	Cameroon			PL	Poland		
CN	China	KR	Republic of Korea	PT	Portugal		
CU	Cuba	KZ	Kazakstan	RO	Romania		
CZ	Czech Republic	LC	Saint Lucia	RU	Russian Federation		
DE	Germany	LI	Liechtenstein	SD	Sudan		
DK	Denmark	LK	Sri Lanka	SE	Sweden		
EE	Estonia	LR	Liberia	SG	Singapore		

**PHARMACEUTICAL COMPOSITIONS CONTAINING  
CYCLODEXTRINS AND TAXOIDS.**

5        This invention relates to new water-soluble solid pharmaceutical compositions and their aqueous solutions for parenteral use containing taxoids and certain cyclodextrins without noxious solvents and/or detergents. More particularly the invention relates to new water-soluble solid pharmaceutical  
10 compositions and their solutions in aqueous solvents, said compositions containing

      a) as an active ingredient a taxoid such as paclitaxel and docetaxel, optionally in the form of their salts or their polymorphic hydrates or solvates e.g. solvates formed with  
15 ethanol; and

      b) a large surface area acetyl- $\gamma$ -cyclodextrin or hydroxy-propyl- $\beta$ -cyclodextrin ( in the following the cyclodextrin)

- whereby the weight ratio of said taxoid to said cyclodextrin ranges between 1 : 25 and 1 : 250;

      c) and optionally other water-soluble auxiliary materials usual in pharmaceuticals for parenteral purposes.

The invention also relates to the preparation and use of said injectable pharmaceutical compositions.

25        The following definitions are used throughout the specification and claims:

paclitaxel        = taxol A;

docetaxel        = [N-debenzoyl-N-tert.-butoxycarbonyl)-10-deacetyl-paclitaxel ;

30 "aqueous solvents" = water of injectable quality or an aqueous solution containing a dissolved isotonizer in an amount and concentration effective to isotonize said aqueous solution e.g. sodium chloride, glucose;

35 "amorphised"    = showing amorphous structure against X-rays;  
CD                = cyclodextrin

	$\gamma$ -cyclodextrin	= cyclomaltooctaose
	$\beta$ -cyclodextrin	= cyclomaltoheptaose
	Ac $\gamma$ CD	= acetyl- $\gamma$ -cyclodextrin
	HP $\beta$ CD	= hydroxypropyl- $\beta$ -cyclodextrin (about 2 to
5		about 8 hydroxypropyl groups per CD-unit)
	DIMER	= heptakis-2,6-di-O-methyl- $\beta$ -cyclodextrin

Taxoid is the collective name for paclitaxel and structurally related substances. Paclitaxel is a compound known for its significant anticancer activity acting as a mitotic spindle poison and as a potent inhibitor of cell replication. It also is known to have poor aqueous solubility of about 0.0005 mg/ml at ambient temperature and is reported to be unstable both in solution upon storage and as a consequence of solvolysis of its ester linkage leading to loss of cytotoxic activity. It is marketed in solution of a 1 : 1 mixture of ethanol and Cremophor EL (polyhydroxylated castor oil).

Cremophor EL has been implicated in some adverse reactions (hypersensitivity, histamine release) during intravenous treatment and therefore many attempts have been made in the past decade to develop new drug delivery systems.

When paclitaxel is formulated as a solution in the organic solvents ethanol and polyethoxylated castor oil, it is administered as a supersaturated oil-in-water emulsion and dilutes rapidly in the blood, an aqueous environment rich in hydrophobic domains provided by lipids and proteins. Paclitaxel passes through the hydrophobic environment of the plasma membrane while entering and leaving cells by diffusion.

The propensity of paclitaxel to undergo solvent- and concentration-dependent self-aggregation has hampered efforts to formulate this poorly soluble drug in pharmaceutically acceptable excipients for clinical administration.

It is also known that docetaxel, a semisynthetic taxoid is highly lipophylic and more water soluble than paclitaxel [USP 4814470]. Commercially available docetaxel for injection concentrates is a sterile solution of the drug in polysorbate

80, with an accompanying diluent of 13% (w/w) ethanol in water for injection. The maximal drug concentration which could be used was 0.3 to 0.9 mg/ml. Higher than 0.9 mg/ml had to be avoided because of precipitation problems. Hypersensitivity reactions associated with polysorbate 80 might cause problems with commercially available formulations

A wide range of approaches has been taken in formulation, including vehicles with hydrophobic characteristics. In most vehicles the taxoid is formulated in the millimolar concentration range which is comparable to the concentrations at which the taxoid was observed to self-aggregate resulting in precipitation.

Based on the interaction between the taxoid and cyclodextrins several further suggestions were made. Studying the thin-layer chromatographic mobility of the taxoid in presence of cyclodextrins (Int. J. Pharm. 1994. 108. 64-75.) it was first concluded that the interaction between taxoid and cyclodextrin was very weak. Later (AU-P-35544/93; 645.927) a modest enhancement of the solubility of the taxoid was found using unsubstituted cyclodextrins and enzyme-modified branched- $\beta$ -cyclodextrins.

Aqueous parenteral solutions of sparingly soluble drugs in water combined with cyclodextrins were suggested to minimize drug precipitation at injection sites or organs following parenteral application (USP 5 024 998). Solubility enhancement was hereby observed using high (around 50% w/v) CD concentration and solid complexes were obtained with some products from these concentrates emphasizing that below a 20% w/v CD concentration precipitation might occur. Among the tremendous amount of drugs enlisted in this specification there is no word concerning taxoids nor acetyl- $\gamma$ CD.

Using an aqueous solution of methylated  $\beta$ -cyclodextrins as effective paclitaxel solubility enhancers (PCT WO 94/26728) and combining of methylated  $\beta$ -cyclodextrin and ethanol for preparation of 1 to 4 mg/ml paclitaxel solutions (EP 788373) represented further improvements. These taxoid con-

concentrates did not precipitate on dilution up to a certain limit and avoided use of toxic detergents. Also the use of 2,6-di-O-methyl- $\beta$ -cyclodextrin was suggested as a more effective solubilizer of paclitaxel (EPA 0639380) and detailed results on its solubilizing potency were published (J. Pharm. Sci. 84. 10. 1223-1230; 1995). However some concern was expressed concerning the use of methylated  $\beta$ -cyclodextrins in injectables because of their surfactant properties, their affinity to cholesterol and other cell-membrane lipid components already at low concentration and doses.

Some studies were published on the use of cyclodextrins along with water-soluble drugs to achieve less ulceration compared in the same formulation of cytotoxic compounds when extravasated (WO 95/06485). Though paclitaxel is not water-soluble, this patent specification also includes an example of "Taxol" in 50% ethanol solution to illustrate this effect adding "HPCD". The results show that HPCD exerted a protective effect on skin when Taxol was deposited into an intradermal site, resulting in the reduction in lesion size.

Thio-branched cyclodextrins were disclosed for solubilizing anticancer taxoids (e.g. docetaxel and paclitaxel see PCT WO 95/19994) without details concerning improvement of solubility, stability or toxicity. Such formulations provided a significant increase of aqueous solubility for paclitaxel. However on dilution for parenteral application (0.3 to 1.2 mg/ml) precipitation of the drug occurred.

It was the aim of the present invention to further improve both solubility of taxoids in injectable formulations and stability of taxoid drug systems for parenteral administration while possibly decreasing toxicity of accompanying materials used for formulation purposes.

The basis of the present invention is the recognition that both acetylated- $\gamma$ -cyclodextrin and hydroxy-propyl- $\beta$ -cyclodextrin exhibit a positive effect on the prolongation of the oversaturated state of dissolved paclitaxel and docetaxel preventing premature precipitation without using ethanol as a

co-solvent. This was a surprising fact it being known that  $\gamma$ -cyclodextrin and its hydroxypropylated derivatives - which are known to possess the largest size cavities among the CDs - have been previously disclosed to be less suitable for paclitaxel solubilization and complexation (Int. J. Pharm. 133. 191-201.1996). This was confirmed by our studies registering the equilibrium solubility of paclitaxel in function of the concentration of aqueous solutions of chemically modified  $\gamma$ -cyclodextrins whereby no practically useful solubilizing effect was found though high cyclodextrin-concentrations were used. See Table 1: Solubility of paclitaxel as a function of acetyl- $\gamma$ -cyclodextrin concentration).

Table 1

Acetyl- $\gamma$ - cyclodextrin(%) w/v	Dissolved Paclitaxel ( $\mu\text{g/ml}$ )
2	4.0
5	8.8
10	25.0
20	48.0
40	170.0

15

The aqueous solubility of paclitaxel at room temperature is about 0.5  $\mu\text{g/ml}$ , therefore the 170  $\mu\text{g/ml}$  dissolved paclitaxel concentration achieved in 40% acetyl- $\gamma$ -cyclodextrin solution already means an about 340-fold solubility enhancement. The above data however are poor as compared with the known results according to which in an aqueous 40% w/v solution of DIME $\beta$  about 800-1000  $\mu\text{g/ml}$  of paclitaxel was dissolved. Similar poor results were found using HP $\beta$ CD as a solubilizer. This value is far from the desirable value corresponding to the therapeutic dose of paclitaxel and the use of such dosage form would require administration of more than 70 grams of cyclodextrin with the paclitaxel dose unit of 30 mg.

20

25

The object of the present invention is a process for the preparation of pharmaceutical compositions for parenteral use in instantly water-soluble solid state as well as the solutions thereof in aqueous solvents containing acetyl- $\gamma$ -  
5 cyclodextrin or hydroxy-propyl- $\beta$ -cyclodextrin (in the following named cyclodextrin ) comprising

a) dissolving a taxoid preferably paclitaxel or docetaxel, or their salts or hydrates in ethanol and thereafter performing either of the following steps:

10 i) adding the solid cyclodextrin and optionally other water-soluble auxiliary materials usual in pharmaceuticals for parenteral purposes, dissolving the mixture in an aqueous solvent and lyophilising to obtain a solid or

15 ii) adding the solid, large surface area amorphous (preferably lyophilised) cyclodextrin and optionally other water-soluble auxiliary materials usual in pharmaceuticals for parenteral purposes, evaporating the solvent and drying to obtain a solid or

20 iii) admixing the solution with solid large surface area amorphous preferably freeze-dried cyclodextrin (and optionally other water-soluble auxiliary materials usual in pharmaceuticals for parenteral purposes), thereafter dissolving with an aqueous solvent optionally in the presence of an effective amount  
25 of an isotonicizing additive to obtain a solution;  
containing

a) as an active ingredient the said taxoid and  
b) the said cyclodextrin and  
30 c) optionally other water-soluble auxiliary materials usual in pharmaceuticals for parenteral purposes

whereby the weight ratio of taxoid : cyclodextrin is between the range 1 : 25 to 1 : 400; and optionally

b) when steps i) or ii) were used dissolving the solid in an aqueous solvent to obtain a parenteral solution ready for direct medical treatment.

5           According to the invention the taxoid paclitaxel is used in its hydrated polymorphic form or in its solvated form such as the ethanol solvate.

10           It is a preferred embodiment of the invention to use as the active ingredient paclitaxel together with acetyl-  $\gamma$ -cyclodextrin in a 1 : 100 to 1 : 250 weight ratio. Another preferred embodiment is the use of docetaxel with HP $\beta$ CD in the range of 1 : 25 to 1 : 100 weight ratio.

15           When carrying out the process according to the invention any of the following can be used as the aqueous solvent or diluent: water of injectable quality, an aqueous solution of an isotonizing additive such as sodium chloride, glucose, mannitol, dextrose. The latter solutions have to contain said ingredients in an amount to effectively isotonize the aqueous solution under the conditions hereunder. Thus the concentrations known to be suitable for isotonizers in pharmaceutical solutions might be changed somewhat by the presence of the cyclodextrins and the taxoids employed. Thus the concentrations in the magnitude of about 0.9 % w/v of sodium chloride, or about 5% w/v of glucose have to be optimised for the specific composition depending on the taxoid employed and on the amount and quality of the CD used.

20

25

30           Further objects of the present invention are the pharmaceutical compositions containing as active ingredients any of the products whenever prepared according to the processes of the invention.

          A still further object of the present invention are water-soluble solid pharmaceutical compositions and

their solutions in aqueous solvents, said compositions containing

- 5 a) as an active ingredient a finely dispersed large surface area taxoid such as paclitaxel or docetaxel, optionally in the form of their salts or their polymorphic hydrates or solvates e.g. formed with ethanol and
- 10 b) finely dispersed, large surface area acetyl- $\gamma$ -cyclodextrin or hydroxy-propyl- $\beta$ -cyclodextrin (cyclodextrin )

the weight ratio of said taxoid : said cyclodextrin ranging between 1 : 25 and 1 : 250;

- 15 c) and optionally other water-soluble auxiliary materials usual in pharmaceuticals for parenteral purposes.

Preferred compositions according to the invention contain as the active ingredient paclitaxel and as the cyclodextrin acetyl- $\gamma$ -cyclodextrin in a 1 : 100 to 1 : 250 weight ratio. Further preferred compositions are combinations of docetaxel and hydroxy-propyl- $\beta$ -cyclodextrin in a 1 : 25 to 1 : 100 weight ratio.

25 Further objects of the present invention are methods for prevention of self-aggregation and premature precipitation of a taxoid such as paclitaxel and docetaxel and their salts, solvates and hydrates in aqueous solutions and for prolongation of the oversaturated dissolved state of the drugs by using the taxoids in the form of pharmaceutical compositions according to the present invention as described above in detail.

30 Yet another object of the present invention is the method of treatment of unwanted cell proliferation by utilising effective amounts of pharmaceutical compositions

according to the invention as described above in detail. The ready-to-use paclitaxel solutions remain physically stable for a reasonable period of time. Intravenous treatment generally requires that solutions be used which are physically stable for at least 6 hours. When dissolving the compounds according to the present invention in aqueous solutions the thus reconstituted solutions are stable for at least 6 to 8 hours. In the case of solutions of the combinations paclitaxel /Ac $\gamma$  CD as well as docetaxel/Ac $\gamma$ CD or HP $\beta$ CD more than 24 hours of physical stabilities were measured.

According to the method it is provided to administer to a patient in need of such treatment a parenteral dosage form containing the pharmaceutical composition. Dosage units of 100 mg taxoid may be prepared in lyophilised form. These are diluted to give the ready to use dosage solutions applicable e.g. for intravenous treatment. Depending on the required treatment applicable in the specific needs of the patient several 100 mg units may be applied so as to reach the effective dose corresponding to the desired amount expressed generally in mg/m<sup>2</sup> body surface. Thus e.g. the recommended dose of paclitaxel ranging from 135 to 250 mg/m<sup>2</sup> body surface can be reached. The drug can be used effectively e.g. by way of intravenous, intraperitoneal, intramuscular administration depending on the type of cancer to be treated and the taxoid and cyclodextrin selected for use. Improved results of treatment as compared with known therapies can be achieved due to the considerably decreased toxicity of the dosage form as compared with the toxicity of the vehicles contained in the known compositions used to date. It is also no more necessary to subject the patient to premedication against hypersensitivity and other unwanted side-effects using steroids, antihistamines and H<sub>2</sub>-receptor antagonists before paclitaxel or docetaxel administration to prevent severe hypersensitivity reactions.

Details of the invention are given in the Examples below by way of illustration and without the intention to limit the scope of protection.

#### I. PREPARATION OF FORMULATIONS

5 **Example I.1.:** Preparation of reconstitutable, solid paclitaxel /acetyl- $\gamma$ -cyclodextrin combinations by drying.

3 mg of paclitaxel (dissolved in 0.3 ml of ethanol) are added to 500 mg of acetyl- $\gamma$ -cyclodextrin powder (freeze-dried from aqueous solution). This mixture is kept under vacuum for 10 18 hours over phosphorous pentoxide to remove the ethanol. Portions of this ethanol-free powder combination are dissolved in 5, 4, 3 and 2 ml of 5% aqueous glucose solutions respectively. The physical stability of these reconstituted solutions is shown in Table 2.

15

TABLE 2

	Added ml of 5% glucose solution			
	5 ml	4 ml	3 ml	2 ml
final paclitaxel mg/ml	0.6	0.75	1.0	1.5
final Ac $\gamma$ CD mg/ml	100	125	167	250
stability evaluated visually in hours.	>120	> 48	> 48	> 48
		after 72 hours precipitation occurred		
dissolved paclitaxel mg/ml (HPLC)	0.576			

This experiment has been repeated with lower amounts of 20 acetyl- $\gamma$ -cyclodextrin. 3 mg of paclitaxel (dissolved in 0.3 ml of ethanol) is added to 450 mg, 400 mg or 350 mg of freeze-dried acetyl- $\gamma$ -cyclodextrin samples, thereafter it is kept under vacuum for 18 hours over phosphorous pentoxide to remove the ethanol.

25 These combinations have been dissolved in 5, 4, 3 and 2 ml each of an 5% aqueous glucose solution. In Table 3, 4, 5

the composition as well as the physical stability of these re-constituted paclitaxel solutions prepared according to **Example I.1** using different amounts of acetyl- $\gamma$ -cyclodextrin are summarised.

5

TABLE 3

	Added ml of 5% glucose solution			
	5 ml	4 ml	3 ml	2 ml
final paclitaxel mg/ml	0.6	0.75	1.0	1.5
final acetyl- $\gamma$ - cyclodextrin	90	112.5	150	225
stability, evaluated visually in hours.	opalescent solution	> 48	> 48	> 48

TABLE 4

	Added ml of 5% glucose solution			
	5 ml	4 ml	3 ml	2 ml
final paclitaxel mg/ml	0.6	0.75	1.0	1.5
final acetyl $\gamma$ CD mg/ml	80	100	133	200
stability, evaluated visually in hours.	< 4 slight opalescence			> 24 clear solution
dissolved paclitaxel mg/ml				
on prep.	0.41			1.26
after 22 hours.	0.42			1.25

10

TABLE 5

	Added ml of 5% glucose solution			
	5 ml	4 ml	3 ml	2 ml
final paclitaxel mg/ml	0.6	0.75	1.0	1.5
final Ac $\gamma$ CD	70	86	117	175
stability, evaluated visually in hours.		increasing opal- escence	increasing opal- escence	> 24 almost clear solu- tion
dissolved paclitaxel mg/ml (HPLC)				

at prep.				1.16
after 22 hours.				1.17

**Example I.2.:** Preparation of a paclitaxel formulation of 0.6 mg/ml nominal paclitaxel concentration.

6.5 g of amorphised acetyl- $\gamma$ -cyclodextrin are wetted with 3 ml of a paclitaxel solution of 10 mg/ml paclitaxel concentration (corresponding to 30 mg of paclitaxel). Immediately 50 ml of a 5% dextrose solution are added to the wet mixture and the composition is shaken until a clear solution is obtained. The dissolved paclitaxel concentration in solution amounts to  $0.55 \pm 0.05$  mg/ml determined by HPLC after filtration of the solution through a 0.2  $\mu$ m membrane filter. The solution can be stored at room temperature under normal light conditions in glass containers for at least 6 hours without noticeable opalescence and/or particle formation. The re-analysis of the dissolved paclitaxel after 6 hours of storage by HPLC shows that no decrease of dissolved paclitaxel concentration took place.

**Example I.3.:** Preparation of a paclitaxel formulation of ~ 0.3 mg/ml nominal paclitaxel concentration

6.5 g of previously amorphised acetyl- $\gamma$ -cyclodextrin is wetted with 3 ml of a paclitaxel solution of 10 mg/ml paclitaxel concentration (corresponding to 30 mg of paclitaxel). To this wet mixture immediately 100 ml of a 5% dextrose solution are added and the mixture is shaken until a clear solution is obtained. The dissolved paclitaxel concentration in this solution amounts to  $0.27 \pm 0.03$  mg/ml, determined by HPLC after filtration of the solution across a 0.2  $\mu$ m membrane filter. The solution can be stored at room temperature under normal light conditions in glass containers for at least 12 hours without noticeable opalescence and/or particle formation. The HPLC re-analysis of the dissolved paclitaxel after 12 hours of storage shows that no decrease of dissolved paclitaxel concentration took place during 12 hours.

**Example I.4.:** Preparation of docetaxel formulation of 0.5 and 1 mg/ml nominal docetaxel concentration

100 mg of amorphised acetyl- $\gamma$ -cyclodextrin are wetted with 0.1 ml of a docetaxel solution of 20 mg/ml docetaxel concentration (this corresponds to 2 mg of docetaxel). To samples of this wet solid mixture immediately 1 or 2 ml of a 5% w/v aqueous dextrose solution are added and the mixture is shaken until a clear solution is obtained. The dissolved docetaxel concentrations in solution according to Example I.4. amount to 1 and 0.5 mg/ml respectively. The solutions can be stored at room temperature under normal light conditions in glass containers for at least 24 hours without noticeable opalescence and/or particle formation. The composition of both solutions referred to 20 mg docetaxel dosage unit is as follows:

- 1000 mg Ac $\gamma$ CD
- 20 mg docetaxel
- 1 ml ethanol
- 20 ml or 40 ml 5% dextrose

**Example I.5.:** Preparation of a docetaxel formulation of 0.75 mg/ml nominal docetaxel concentration using hydroxypropyl- $\beta$ -cyclodextrin (HP $\beta$ CD)

200 mg of HP $\beta$ CD is wetted with 0.15 ml of a docetaxel solution of 10 mg/ml docetaxel concentration (This corresponds to 1.5 mg of docetaxel). To this wet mixture immediately 2 ml of a 5% aqueous dextrose solution are added and the mixture is shaken until a clear solution is obtained. The dissolved docetaxel concentration in solution according to Example I.5. amounts to 0.75 mg/ml. The solutions can be stored at room temperature under normal light conditions in glass containers for at least 24 hours without noticeable opalescence and/or particle formation. The composition of solutions referred to 20 mg docetaxel dosage unit is as follows:

- 2670 mg HP $\beta$ CD
- 20 mg docetaxel

- 2 ml ethanol
- 27 ml 5% dextrose

**Example I.6.: Preparation of binary paclitaxel /acetyl- $\gamma$ -cyclodextrin co-lyophilisate.**

30 mg of paclitaxel dissolved in 3 ml of ethanol is added to 5.0 g of amorphised acetyl- $\gamma$ -cyclodextrin. To the wet powder further 2 ml of ethanol are added and the powder is dissolved in 50 ml of distilled water resulting in a clear solution with 0.6 mg/ml nominal paclitaxel concentration. This solution is frozen quickly in dry-ice and freeze dried to obtain a white lyophilisate with  $0.6 \pm 0.05$  % / w paclitaxel content.

This lyophilisate can easily be reconstituted into the original volume solution by way of adding of 50 ml of an 5% aqueous glucose solution. The result is a clear solution with 0.6 mg/ml paclitaxel concentration.

The reconstituted solution is stored at room temperature under normal conditions in glass containers. The paclitaxel concentration was assayed using the HPLC method after filtration of the test solutions through a 0.2  $\mu$ m membrane. The paclitaxel content

after preparation:  $0.513 \pm 0.07$  mg/mL\*

after 25 hours of storage  $0.556 \pm 0.01$  mg/ml

(\* The difference between nominal and measured paclitaxel concentration is due to the volume expansion of the bulk lyophilisate.)

**Example I.7.: Preparation of binary docetaxel/acetyl- $\gamma$ -cyclodextrin co-lyophilisate.**

10 mg of docetaxel dissolved in 0.5 ml of ethanol are added to 400 mg of amorphised acetyl  $\gamma$ -cyclodextrin. The wet powder is dissolved in 8 ml of distilled water resulting in a clear solution with 1.25 mg/ml nominal docetaxel concentration. This solution is frozen quickly in dry-ice and freeze dried to obtain a white lyophilisate with  $2.25 \pm 0.1$ % docetaxel content.

50 mg of the solid lyophilisate can easily be dissolved in 1 ml of a 5% aqueous glucose solution resulting in a clear solution of 1.13 mg/ml docetaxel content (determined by HPLC).

The reconstituted solution can be stored at room temperature under normal conditions in a glass container. After 21 hours of storage  $1.15 \pm 0.02$  mg/ml docetaxel concentration is assayed using the HPLC method. Even after 72 hours of storage there is no visually observable opalescence or solid particle formation in the solution.

**Example I.8.:** Preparation of paclitaxel /acetyl- $\gamma$  - cyclodextrin /glucose co-lyophilisate

30 mg of paclitaxel are dissolved in 3 ml of ethanol and the solution is added to 5.0 g of amorphised acetyl- $\gamma$ -cyclodextrin. To the wet powder further 2 ml of ethanol are added and the powder is then dissolved in 50 ml of a 5% aqueous glucose solution. This solution is frozen in dry-ice and freeze-dried to give a white lyophilisate with  $0.42 \pm 0.01$  % paclitaxel content.

This lyophilisate can easily be reconstituted into the original volume on addition of 50 ml of distilled water. The result is a clear solution with 0.6 mg/ml nominal paclitaxel concentration.

The reconstituted solutions are stored at room temperature under normal conditions in closed glass containers. The paclitaxel concentration during storage is measured using the HPLC method after filtration of the test solutions.

Paclitaxel content found:

immediately on preparation:	$0.530 \pm 0.08$ mg/mL*
after 25 hours of storage	$0.541 \pm 0.05$ mg/ml

(\* The difference between nominal and measured paclitaxel concentration is due to the volume expansion of the bulk lyophilisate.)

**Example I.9.:** Preparation of docetaxel/acetyl- $\gamma$  - cyclodextrin/glucose co-lyophilisate

8 mg of docetaxel dissolved in 0.4 ml of ethanol are added to 400 mg of amorphised acetyl- $\gamma$  -cyclodextrin. The wet

powder is then dissolved in 8 ml of a 5% w/v aqueous glucose solution. This results in a clear solution with 1 mg/ml nominal docetaxel concentration which is frozen in dry-ice and freeze-dried, to give a white lyophilisate with 1% docetaxel content.

100 mg of ethanol free solid lyophilisate can easily be reconstituted in 1, 2 or 4 ml of distilled water giving clear solutions of 1, 0.5 or 0.25 mg/ml nominal docetaxel concentrations, respectively. In Table 6. physical stability of docetaxel solutions during 21 hours of storage at room temperature in closed glass containers are summarised by determination of the dissolved docetaxel concentration by HPLC at different nominal concentrations.

TABLE 6

Dissolved docetaxel mg/ml HPLC	Nominal dissolved docetaxel concentration		
	1 mg/ml	0.5 mg/ml	0.25 mg/ml
at preparation	0.93	0.49	0.24
after 21 hours	0.89	0.48	0.24

**Example I.10.:** Preparation of binary docetaxel/hydroxypropyl- $\beta$ -cyclodextrin (HP $\beta$ CD) co-lyophilisate.

6 mg of docetaxel dissolved in 0.3 ml of ethanol are added to 300 mg of HP $\beta$ CD. The wet powder is dissolved in 6 ml of distilled water resulting in a clear solution with 1 mg/ml nominal docetaxel concentration. This solution is frozen quickly in dry-ice and freeze dried, to obtain a white lyophilisate with 2% w/w docetaxel content.

50 mg of the solid lyophilisate can easily be dissolved in 1 or 2 ml of a 5% w/v aqueous glucose solutions giving a clear solution of 0.97 and 0.59 mg/ml docetaxel content respectively, as determined by HPLC.

The reconstituted solutions are stored at room temperature under normal conditions in glass containers. After 21

hours of storage  $0.95 \pm 0.05$  and  $0.49 \pm 0.005$  mg/ml docetaxel concentrations are assayed by HPLC.

**Example I.11:** Prolongation of the oversaturated dissolved state of the paclitaxel by way of co-evaporation

5        30 mg of Paclitaxel are dissolved in 6 ml of ethanol and the solution is mixed thoroughly with 5 g of acetyl- $\gamma$ -cyclodextrin. Additional 3 ml of ethanol are added and the mixture is stirred for 5 minutes at room temperature. The ethanol content of the mixture is then removed in nitrogen  
10 stream using a rotatory evaporator in vacuum. The resulting white solid is then dissolved in 5 ml of deionised water resulting in a slightly opalescent solution that is immediately frozen with dry-ice and freeze-dried. The resulting lyophilisate is an instantly soluble amorphous powder. This is conven-  
15 iently reconstituted to a clear solution by adding injectable water or a 5% aqueous glucose solution. The reconstituted solution with 0.3 - 0.6 mg/ml dissolved paclitaxel concentration remains stable for at least 24 hours at room temperature.

**Example I.12: Parenteral composition for intravenous use**

20        100 mg of paclitaxel dissolved in 10 ml of ethanol are added to 15.0 g of amorphised large surface area acetyl- $\gamma$ -cyclodextrin. To the wet powder further 10 ml of ethanol are added and the powder is dissolved in 80 ml of distilled water resulting in a clear solution with 1.25 mg/ml nominal pacli-  
25 taxel concentration. This solution is frozen quickly in dry-ice and freeze-dried to yield a white lyophilisate with  $0.7 \pm 0.05$  %w paclitaxel content.

This lyophilisate can easily be reconstituted to 100 ml using a 5% w/v aqueous dextrose solution. A clear solution  
30 with 1.0 mg/ml paclitaxel concentration is obtained ready to use for intravenous application.

## II. BIOLOGICAL STUDIES

35        The aim of the studies was to evaluate some specific side effects of intravenous administration of paclitaxel.

Cardiovascular and respiratory effects of paclitaxel following intravenous administration were examined on a total of 7 beagle dogs maintained under  $\alpha$ -chloralose/sodium pentobarbitone anaesthesia.

5           **II.1. TEST SUBSTANCES**

A. Paclitaxel 1 ml liquid (30 mg/ml in ethanol) supplied in vials. Dissolved in vehicle Cremophor ELP : ethanol 1:1 on the course of the test.

10           B. Paclitaxel/AcyCD white crystalline powder; prepared according to Example I. I.6. of the present patent specification. Dissolved in vehicle 2.5% w/v aqueous dextrose on the course of the test.

**II.2. METHODS**

15           The following parameters were recorded or derived and served as indicators of the functional status of the various elements within the cardiovascular and respiratory systems. The units of measurement are stated in parenthesis.

Systolic, diastolic, mean blood pressure (mmHg)	General haemodynamic status
Heart rate (beats/minute)	
Left ventricular systolic pressure (mmHg)	Contractile status of the myocardium
Left ventricular dp/dt max. (mmHg. sec <sup>-1</sup> )	
Electrodiagram (lead H)	Electrical status of the myocardium
Femoral flow (ml/minute)	Status and resistance of the peripheral vasculature
Femoral resistance (mmHg/ml/minute)	
Respiration rate (breaths/minute)	General respiratory status
Respiration minute volume (ml)	
Respiration tidal volume (ml)	

20           Anaesthesia was induced by i.v. injection of sodium thiopentone and maintained i.v. by a mixture of  $\alpha$ -chloralose and pentobarbitone sodium given as required. Body temperature was maintained.

25           The trachea was cannulated and the canule connected to a pneumotach screen to allow measurement of tidal volume (ml) and the derived parameters of respiration rate (br/min) and minute volume (ml). Catheters were introduced into the right femoral artery and a cephalic vein to facilitate measurements of blood pressure and the administration of vehicle, test substances and anaesthetic respectively. The femoral artery was  
30           connected to a heparin/saline filled pressure transducer, coupled to a Grass 7E polygraph. Heart rate was derived elec-

tronically from the blood pressure signal.

An ultrasonic flow probe was positioned around the left femoral artery and connected to a blood flow meter coupled to the Grass polygraph to record femoral blood flow (ml/min).

A catheter was introduced into the left carotid artery and advanced into the left ventricle to facilitate the measurement of the left ventricular systolic pressure (LVSP). The catheter was connected to a heparin/saline-filled pressure transducer and the LVSP signal was displayed on the Grass polygraph.

Subcutaneous needle electrodes were inserted in the appropriate limbs in order to monitor the electrocardiogram which was displayed on the Grass polygraph. Various signals were transferred from the Grass polygraph to a computer and the captured data were analysed and displayed.

Following a 30 minute stabilization period, the vehicle was administered i.v. at a dose volume of 7.0 ml/kg over a period of 15 minutes. 45 minutes later and a minimum of 45 minutes intervals thereafter doses of the drugs were administered i.v. at a dose volume of 7.0 ml/kg again over 15 minutes each. The parameters were monitored for a least 45 minutes from the start of infusion. All doses were administered using a KdS model 200 infusion pump.

Following samples were tested:

N°	Animal	Vehicle i.v. 7 ml/kg, 15 min.	Drug	Drug Dose mg/m <sup>2</sup>
30	1.	Cremophor ELP : ethanol	paclitaxel	6; 60
	2.	Cremophor ELP : ethanol	paclitaxel	6; 60
	3.	2901AK Cremophor ELP : ethanol	none	-
	4.	2841AK Cremophor ELP : ethanol	none	-
	5.	D2515 2.5% dextrose/ in water	paclitaxel/AcyCD*	10; 20; 40; 60
35	6.	D2937 2.5% dextrose/ in water	paclitaxel/AcyCD*	40, 10, 60, 90
	7.	D5 2.5% dextrose/ in water	paclitaxel/AcyCD*	90; 120; 240

\*= prepared according to Example I.6.

All parameters including high resolution (50 mm/sec) recordings of the ECG were measured at 5 minute intervals during the stabilization period and at 0.5, 1, 2 and 5 minutes inter-



To illustrate an important parameter of the results the effect on arterial blood pressure following i.v. administration in the anaesthetised beagle dog is shown in Figures 1 to 6:

5 Arterial blood pressure (mmHg) versus time (minutes):

—●—●—●— systolic      —▲—▲—▲— diastolic

Graph	animal	vehicle	drug mg/m <sup>2</sup>
Figure 1	2901AK	Cremophor : ethanol	none
Figure 2	2841AK	Cremophor : ethanol	none
Figure 3	D2515	2.5% dextrose in water	paclitaxel/AcyCD Ex. I. 6. 10, 20, 40, 60
Figure 4	D5	2.5% dextrose in water	paclitaxel/AcyCD Ex. I. 6. 120, 90, 240
Figure 5	D2937	2.5% dextrose in water	paclitaxel/AcyCD Ex. I. 6 10, 90; 40; 60
Figure 6 mean pressure	D5	2.5% dextrose in water	paclitaxel/AcyCD Ex. I. 6 120; 90; 240

II.5. SUMMARY:

10 Intravenous administration of the Cremophor ELP : ethanol  
 1:1 vehicle as well as paclitaxel along with this vehicle  
 caused an anaphylactic type reaction and is thus inadequate to  
 be administered. Administration of paclitaxel/acetyl-γ-CD  
 (from 20 mg up to 240 mg/m<sup>2</sup>) in aqueous dextrose as vehicle  
 15 failed to produce marked and persistent cardiovascular overt  
 effects on any of the parameters in any of the animals tested.

## CLAIMS

1. Process for the preparation of pharmaceutical compositions in instantly soluble solid state and its solutions in aqueous solvents for parenteral use containing acetyl-  
5  $\gamma$ -cyclodextrin or hydroxy-propyl- $\beta$ -cyclodextrin (in the following cyclodextrin) characterized by
- a) dissolving in ethanol a taxoid preferably paclitaxel or docetaxel, or a salt or hydrate or solvate thereof and thereafter performing either of the following steps:
- 10
- i) adding solid cyclodextrin (and optionally other water-soluble auxiliary materials usual in pharmaceuticals for parenteral purposes), dissolving the mixture in an aqueous solvent and lyophilising to obtain a solid; or
- 15
- ii) adding lyophilised cyclodextrin (and optionally other water-soluble auxiliary materials usual in pharmaceuticals for parenteral purposes), evaporating the solvent and drying to obtain a solid; or
- 20
- iii) admixing the solution with solid large surface area preferably lyophilised cyclodextrin, optionally other water-soluble auxiliary materials usual in pharmaceuticals for parenteral purposes and thereafter dissolving with an aqueous solvent optionally in the presence of an isotonicizing additive to obtain a solution;
- 25
- containing
- A. as an active ingredient the said taxoid and
- 30 B. the said cyclodextrin and
- C. optionally other water-soluble auxiliary materials usual in pharmaceuticals for parenteral purposes

whereby the weight ratio of taxoid : cyclodextrin ranges between 1 : 25 and 1 : 400; and optionally

b) when steps i) or ii) were used dissolving the solid  
5 in an aqueous solvent

to obtain a parenteral solution ready for direct medical treatment.

2. The process according to claim 1 characterized by  
10 using as the aqueous solvent or diluent any of the following: water of injectable quality, an aqueous solution of isotonizing additive such as sodium chloride, glucose or dextrose containing these ingredients in an effective amount to isotonize the aqueous solution.

15

3. The process according to any of claims 1 and 2 characterized by using as the cyclodextrin component any of the following: acetyl- $\gamma$ -cyclodextrin having a degree of acetylation between about 2 to about 12 acetyl groups  
20 per cyclodextrin ring, acetyl- $\gamma$ -cyclodextrin having a degree of acetylation of about 8 acetyl groups per cyclodextrin ring.

4. The process according to any of claims 1 and 2 characterized by using as the cyclodextrin component any  
25 of the following: hydroxy-propyl- $\beta$ -cyclodextrin having a degree of substitution between about 2 to about 10 hydroxypropyl groups per cyclodextrin ring, hydroxy-propyl- $\beta$ -cyclodextrin having a degree of substitution between  
30 about 4 to about 6 hydroxypropyl groups per cyclodextrin ring.

5. The process according to any of claims 1 to 4 characterized by using paclitaxel in its hydrated poly-

morphic form or in its solvated form such as the ethanol solvate.

- 5 6. Water-soluble solid pharmaceutical compositions and their solutions in aqueous solvents, said compositions containing
- 10 a) as an active ingredient a finely dispersed large surface area amorphous preferably lyophilized taxoid such as paclitaxel or docetaxel, their salts or their polymorphic hydrates or solvates such as solvates formed with ethanol and
- 15 b) finely dispersed large surface area amorphous preferably lyophilized acetyl- $\gamma$ -cyclodextrin or hydroxy-propyl- $\beta$ -cyclodextrin (cyclodextrin) whereby the weight ratio of said taxoid : said cyclodextrin ranges between 1 : 25 and 1 : 400
- 20 c) and optionally other water-soluble auxiliary materials usual in pharmaceuticals for parenteral purposes.
- 25 7. A composition according to claim 5 characterized by containing as the active ingredient paclitaxel and acetyl- $\gamma$ -cyclodextrin in a 1 : 100 to 1 : 250 weight ratio.
- 30 8. A composition according to claim 5 characterized by containing as the active ingredient docetaxel and hydroxy-propyl- $\beta$ -cyclodextrin in a 1 : 25 to 1 : 100 weight ratio.
9. Pharmaceutical compositions containing as active ingredients any of the products prepared according to claims 1

to 4.

10. A method for prevention of self-aggregation and premature precipitation of a taxoid of the group paclitaxel and docetaxel and their salts, solvates and hydrates in aqueous solutions and to prolongate the oversaturated dissolved state of the drug by using the taxoids in the form of pharmaceutical compositions according to any of claims 5 to 8.
- 10
11. Method of treatment of unwanted cell proliferation by utilising effective amounts of pharmaceutical compositions according to any of claims 1 to 8 characterized by administering to a patient in need of such treatment a dosage form containing the pharmaceutical composition according to any of claims 1 to 8 containing an effective amount of a taxoid preferably of the group paclitaxel and docetaxel and their salts and solvates and hydrates.
- 15

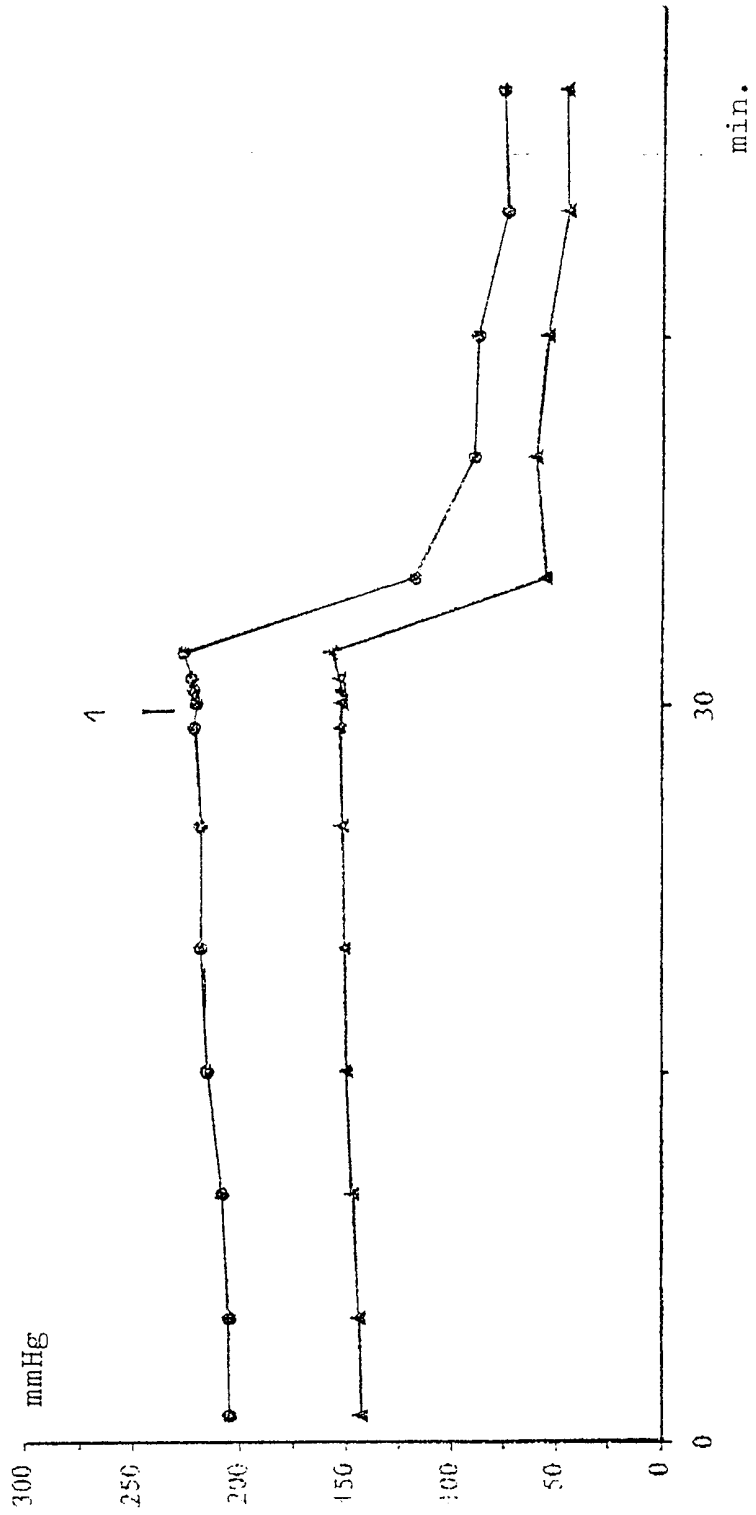


FIGURE 1

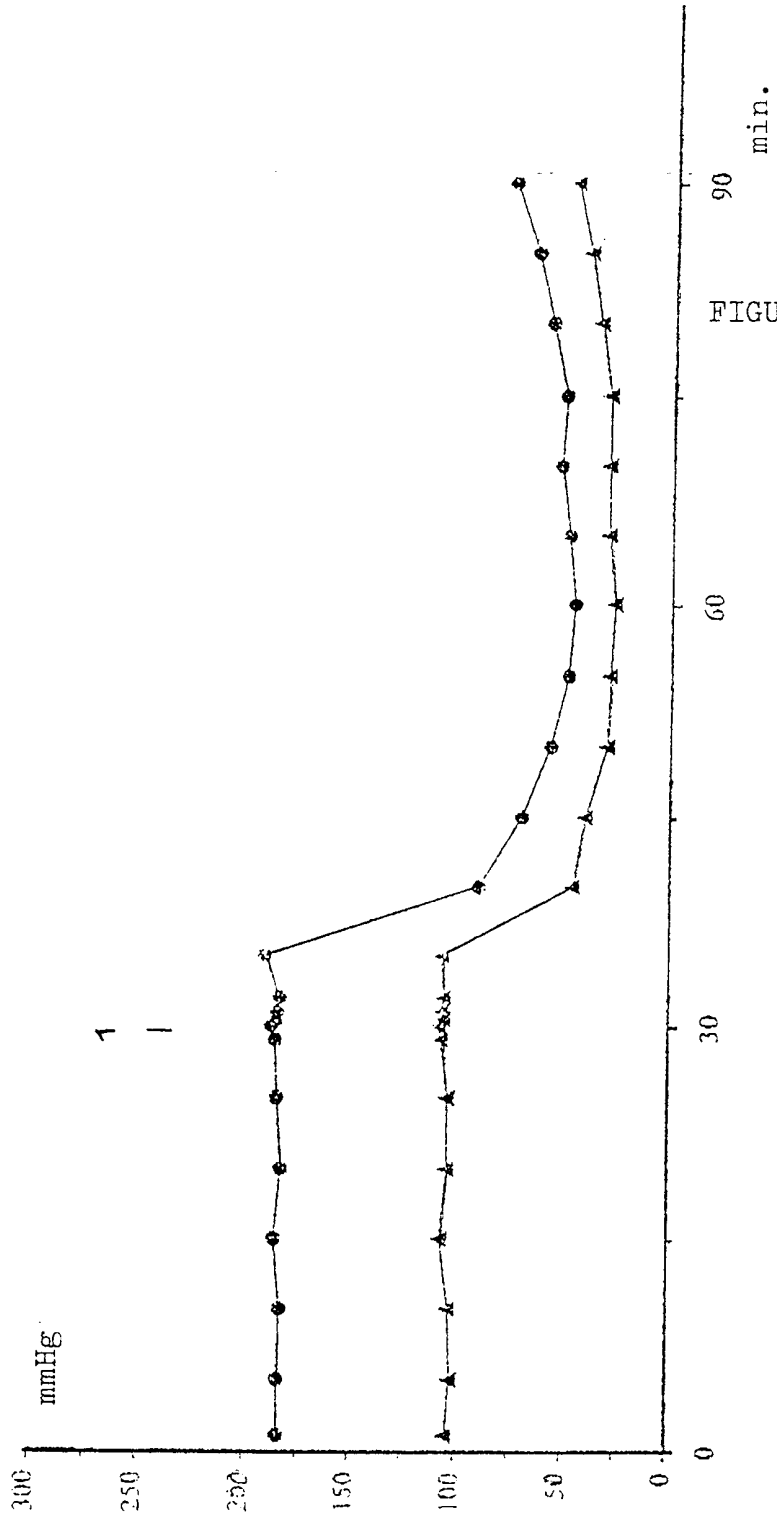


FIGURE 2

3/6

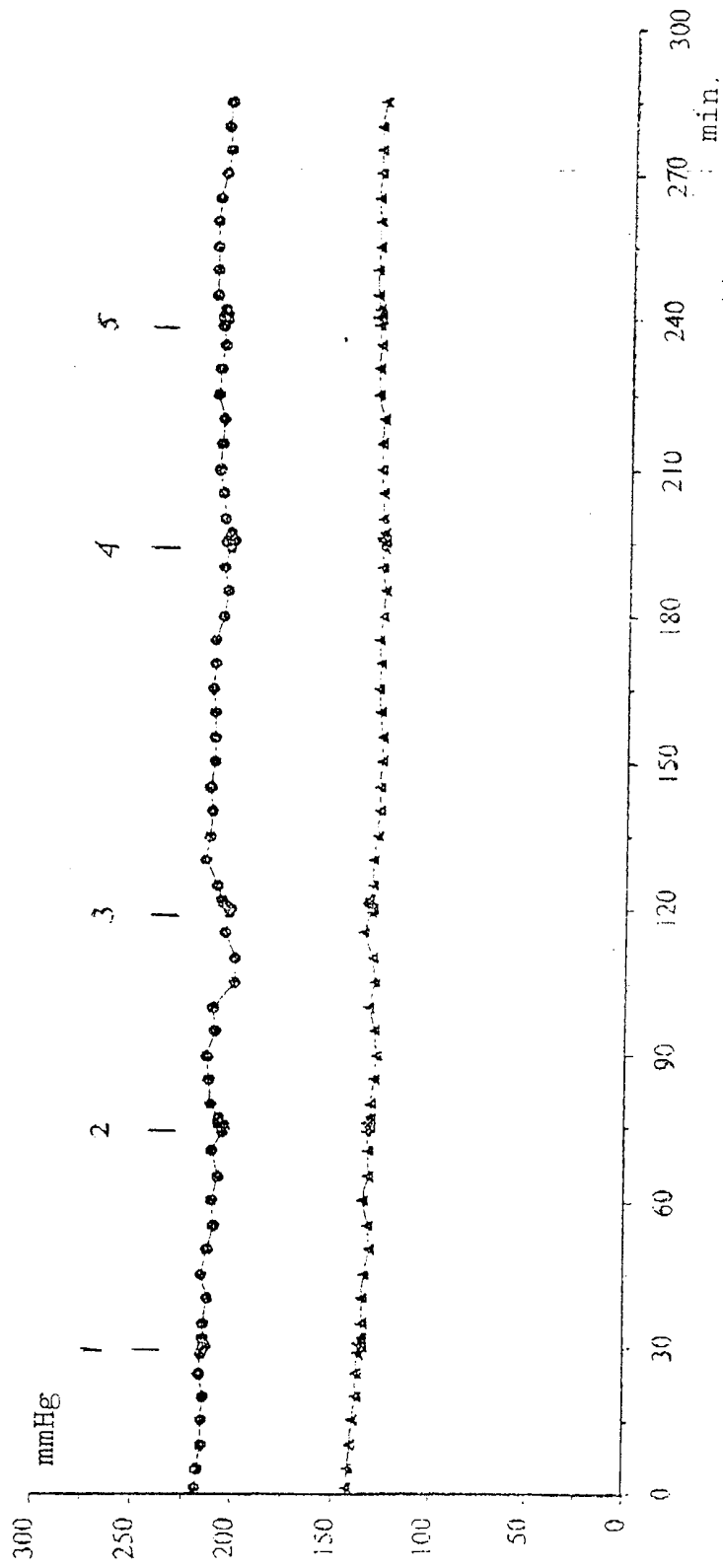


FIGURE 3

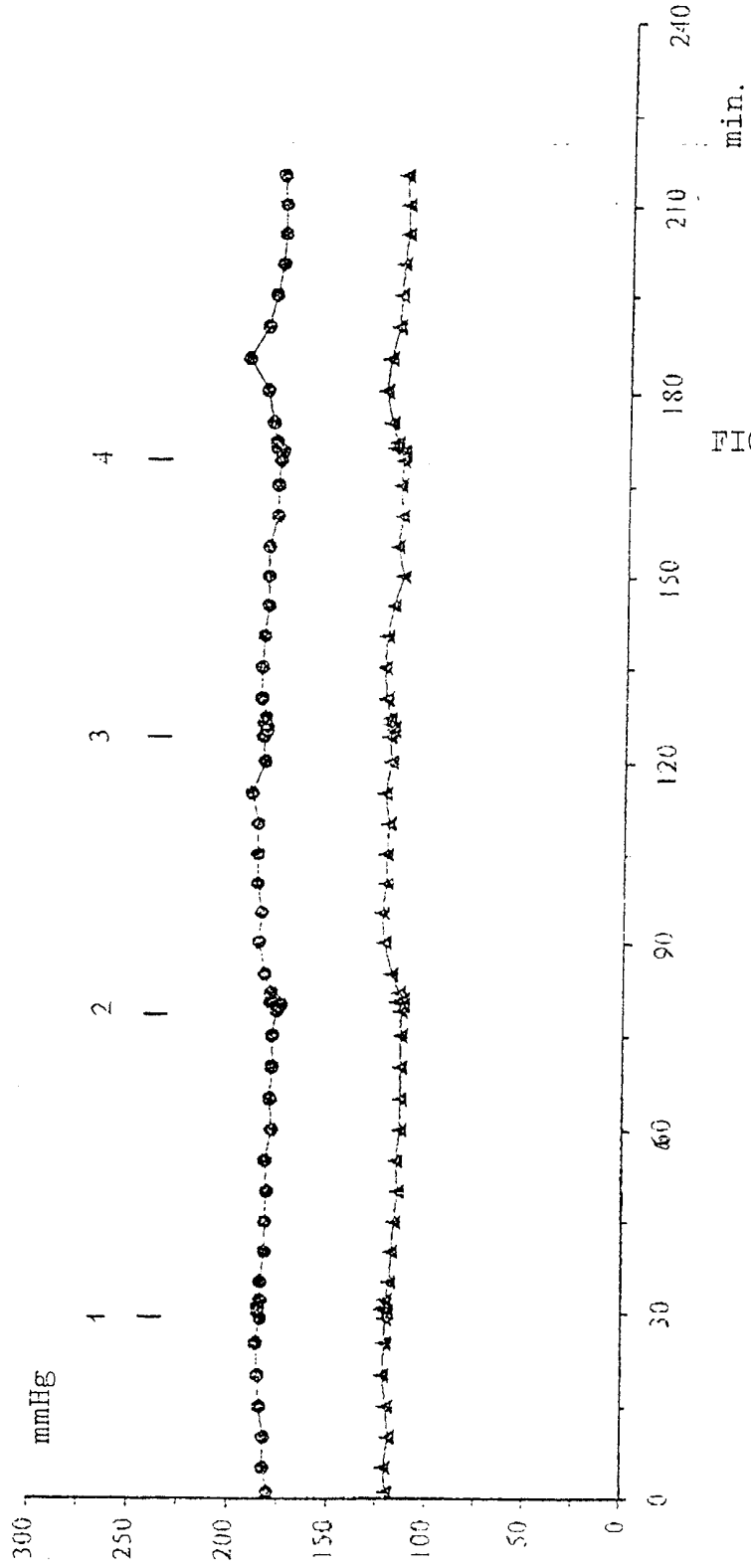


FIGURE 4

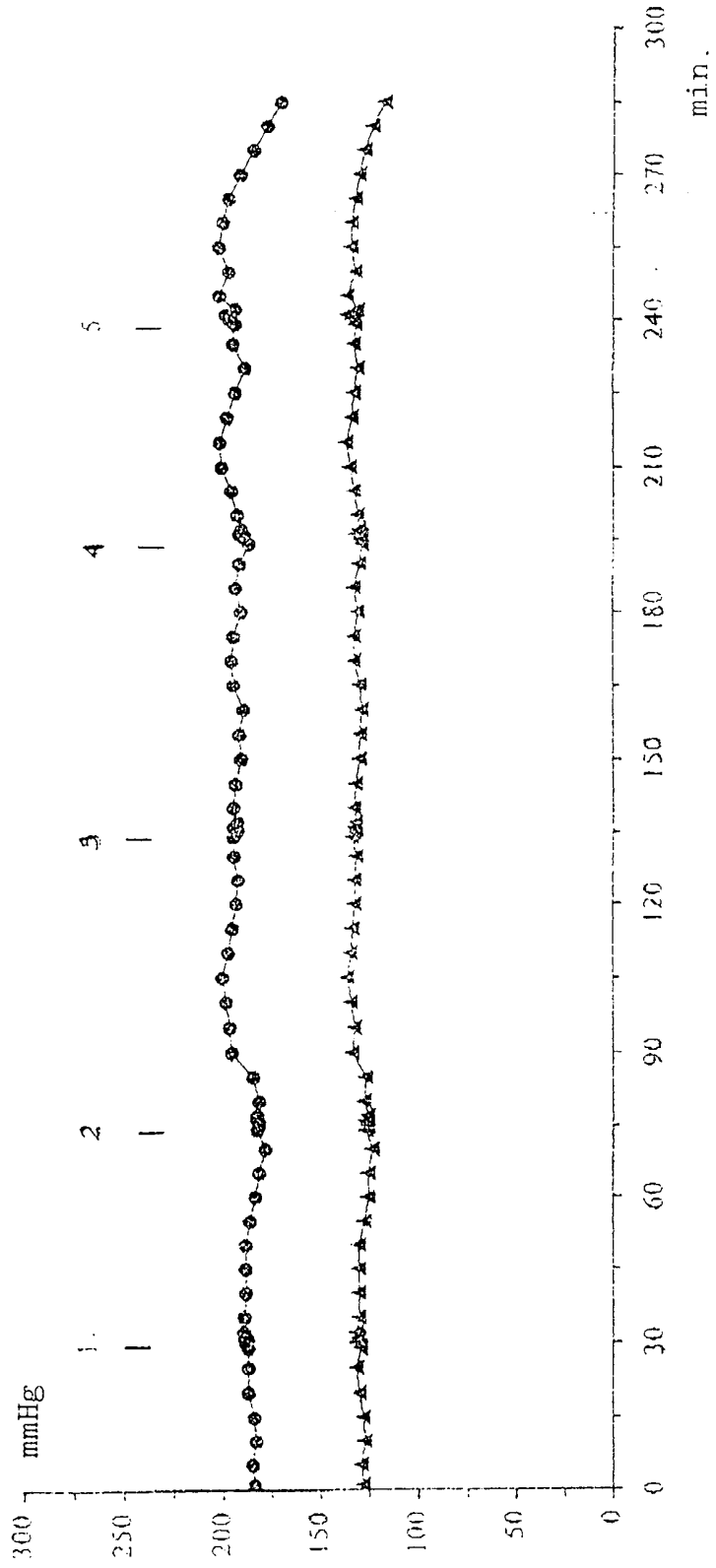


FIGURE 5

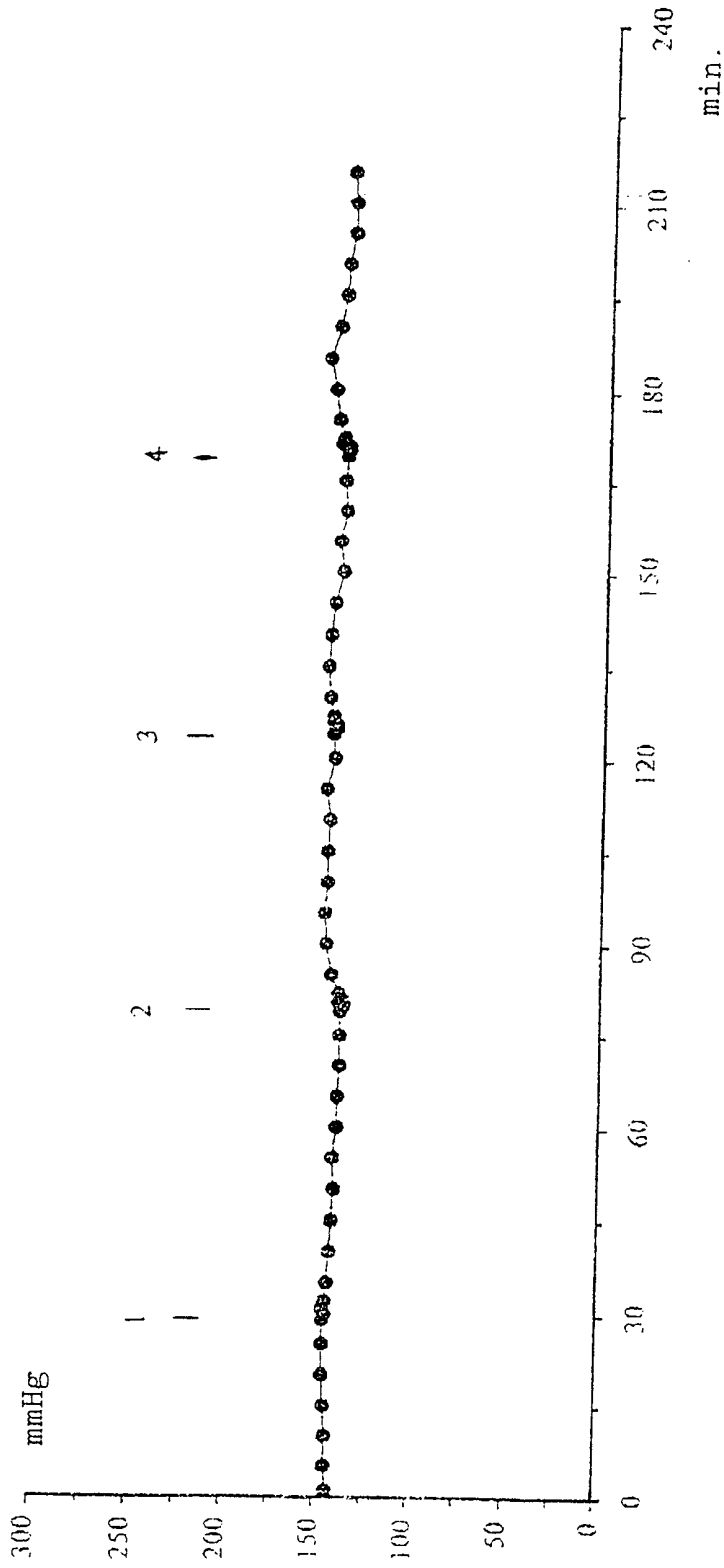


FIGURE 6

INTERNATIONAL SEARCH REPORT

International Application No

PCT/HU 98/00097

A. CLASSIFICATION OF SUBJECT MATTER  
 IPC 6 A61K47/48 A61K47/40 A61K31/335

According to International Patent Classification (IPC) or to both national classification and IPC

B. FIELDS SEARCHED

Minimum documentation searched (classification system followed by classification symbols)

IPC 6 A61K

Documentation searched other than minimum documentation to the extent that such documents are included in the fields searched

Electronic data base consulted during the international search (name of data base and, where practical, search terms used)

C. DOCUMENTS CONSIDERED TO BE RELEVANT

Category °	Citation of document, with indication, where appropriate, of the relevant passages	Relevant to claim No.
Y	WO 96 14872 A (SZEJILI JOZSEF ;SZEMAN JULIANNA (HU); SZENTE LAJOS (HU); VIKMON AN) 23 May 1996 cited in the application see page 7, line 1 - line 4 see page 9, line 6 - line 28	1-5
X	---	6,8-11
Y	EP 0 639 380 A (ENSUIKO SUGAR REFINING) 22 February 1995 cited in the application see page 3, line 38 - line 57 see page 4 - page 5; examples 1,2	1-5
X	---	6,8-11
	-/--	

Further documents are listed in the continuation of box C.

Patent family members are listed in annex.

° Special categories of cited documents :

- "A" document defining the general state of the art which is not considered to be of particular relevance
- "E" earlier document but published on or after the international filing date
- "L" document which may throw doubts on priority claim(s) or which is cited to establish the publication date of another citation or other special reason (as specified)
- "O" document referring to an oral disclosure, use, exhibition or other means
- "P" document published prior to the international filing date but later than the priority date claimed

- "T" later document published after the international filing date or priority date and not in conflict with the application but cited to understand the principle or theory underlying the invention
- "X" document of particular relevance; the claimed invention cannot be considered novel or cannot be considered to involve an inventive step when the document is taken alone
- "Y" document of particular relevance; the claimed invention cannot be considered to involve an inventive step when the document is combined with one or more other such documents, such combination being obvious to a person skilled in the art.
- "&" document member of the same patent family

Date of the actual completion of the international search

28 January 1999

Date of mailing of the international search report

29/03/1999

Name and mailing address of the ISA

European Patent Office, P.B. 5818 Patentlaan 2  
 NL - 2280 HV Rijswijk  
 Tel. (+31-70) 340-2040, Tx. 31 651 epo nl,  
 Fax: (+31-70) 340-3016

Authorized officer

Seegert, K

## INTERNATIONAL SEARCH REPORT

international Application No

PCT/HU 98/00097

C.(Continuation) DOCUMENTS CONSIDERED TO BE RELEVANT		
Category	Citation of document, with indication, where appropriate, of the relevant passages	Relevant to claim No.
Y	WO 94 26728 A (SZEJILI JOZSEF ;SZENTE LAJOS (HU); VIKMON ANDRASNE (HU); CHINOIN G) 24 November 1994 cited in the application see page 6; example 5	1-5
X	----	6,8-11
Y	WO 95 06485 A (SUPERGEN INC) 9 March 1995 cited in the application see page 38; example VI	1-5
X	----	6,8-11
Y	SHARMA U S ET AL: "PHARMACEUTICAL AND PHYSICAL PROPERTIES OF PACLITAXEL (TAXOL) COMPLEXES WITH CYCLODEXTRINS" JOURNAL OF PHARMACEUTICAL SCIENCES, vol. 84, no. 10, 1 October 1995, pages 1223-1230, XP000529731 cited in the application see abstract "Preparation of Paclitaxel:Cyclodextrin Solutions" see page 1223 - page 1224 "Effect of Cyclodextrins on Paclitaxel Solubility" see page 1224	1-5
X	----	6,8-11
Y	DORDUNOO, STEPHEN K. ET AL: "Solubility and stability of taxol: effects of buffers and cyclodextrins" INT. J. PHARM. (1996), 133(1,2), 191-201 CODEN: IJPHDE;ISSN: 0378-5173, XP002091507 cited in the application see abstract see page 197	1-5
X	----	6,8-11
A	EP 0 605 753 A (ENSUIKO SUGAR REFINING) 13 July 1994 cited in the application see page 3; example 2	1-11
A	EP 0 680 975 A (CONSORTIUM ELEKTROCHEM IND) 8 November 1995 see claims	1-11
	-----	

## INTERNATIONAL SEARCH REPORT

Information on patent family members

International Application No

PCT/HU 98/00097

Patent document cited in search report		Publication date	Patent family member(s)	Publication date
WO 9614872	A	23-05-1996	HU 73844 A	30-09-1996
			AU 3854095 A	06-06-1996
			CA 2205019 A	23-05-1996
			EP 0788373 A	13-08-1997
			JP 10508836 T	02-09-1998
			ZA 9509567 A	28-05-1996
EP 0639380	A	22-02-1995	JP 7053396 A	28-02-1995
			AU 662467 B	31-08-1995
			AU 6183594 A	02-03-1995
			CA 2123946 A	20-02-1995
			HU 71251 A,B	28-11-1995
			US 5684169 A	04-11-1997
WO 9426728	A	24-11-1994	HU 68589 A	28-06-1995
			AU 693101 B	25-06-1998
			AU 7008194 A	12-12-1994
			BG 100207 A	31-05-1996
			BR 9406292 A	26-12-1995
			CA 2162716 A	24-11-1994
			CN 1123030 A	22-05-1996
			CZ 9502914 A	17-04-1996
			EP 0698018 A	28-02-1996
			FI 955424 A	10-11-1995
			IL 109613 A	30-09-1997
			JP 8510232 T	29-10-1996
			NO 954545 A	10-11-1995
			PL 311561 A	19-02-1996
			SK 140595 A	01-10-1996
			WO 9506485	A
CA 2172159 A	09-03-1995			
EP 0717638 A	26-06-1996			
HU 73778 A	30-09-1996			
JP 9502185 T	04-03-1997			
US 5602112 A	11-02-1997			
EP 0605753	A	13-07-1994	US 5804568 A	08-09-1998
			JP 6157330 A	03-06-1994
			AU 645927 A	27-01-1994
			CA 2092979 A	28-05-1994
			HU 65835 A,B	28-07-1994
			US 5684169 A	04-11-1997
EP 0680975	A	08-11-1995	DE 4414138 A	26-10-1995
			CA 2144675 A	23-10-1995
			CN 1112935 A	06-12-1995
			DE 59501350 D	05-03-1998
			JP 2574665 B	22-01-1997
			JP 7300502 A	14-11-1995
			US 5654422 A	05-08-1997