



US00D997451S

(12) **United States Design Patent**
Horton et al.

(10) **Patent No.:** **US D997,451 S**

(45) **Date of Patent:** **** Aug. 29, 2023**

(54) **COMB**

5,558,104 A * 9/1996 Clouser A45D 2/00
132/200

(71) Applicants: **Laurie Lenee Horton**, North
Wilkesboro, NC (US); **Josiah Marvin**
Reed, Charlotte, NC (US)

D377,236 S 1/1997 Nevarez
D477,688 S 7/2003 Cheung
D478,395 S 8/2003 Cheung
D482,492 S * 11/2003 Cheung D28/25
D496,128 S 9/2004 Antonopoulos
D834,250 S * 11/2018 Condon D28/21
D850,719 S * 6/2019 Torres D28/25

(72) Inventors: **Laurie Lenee Horton**, North
Wilkesboro, NC (US); **Josiah Marvin**
Reed, Charlotte, NC (US)

* cited by examiner

(**) Term: **15 Years**

Primary Examiner — Zenia I Bennett

(21) Appl. No.: **29/791,222**

(74) *Attorney, Agent, or Firm* — Dunlap Bennett &
Ludwig, PLLC

(22) Filed: **Jan. 5, 2022**

(57) **CLAIM**

(51) **LOC (14) Cl.** **28-03**

The ornamental design for a comb, as shown and described.

(52) **U.S. Cl.**

DESCRIPTION

USPC **D28/34**

(58) **Field of Classification Search**

USPC D28/7, 20–34; D30/158, 159

CPC A45D 24/00; A45D 24/005; A45D 24/02;

A45D 24/04; A45D 24/06; A45D 24/14;

A45D 24/22

See application file for complete search history.

FIG. 1 is a front perspective view of a comb, showing my new design;

FIG. 2 is a front elevation view thereof;

FIG. 3 is a rear elevation view thereof;

FIG. 4 is a top view thereof;

FIG. 5 is a bottom view thereof;

FIG. 6 is a left-side elevation view thereof; and,

FIG. 7 is a right-side elevation view thereof.

The broken lines shown in the drawings depict portions of the article that form no part of the claimed design.

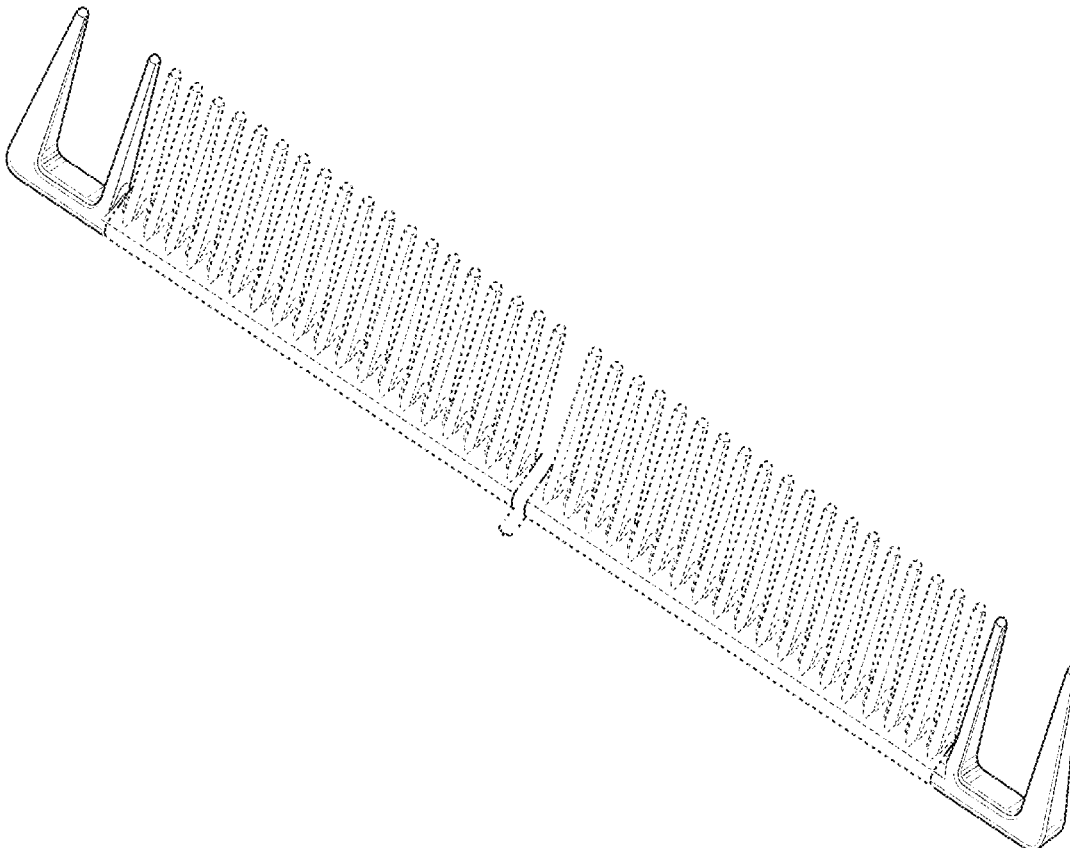
(56)

References Cited

U.S. PATENT DOCUMENTS

D108,348 S 2/1938 Schelhammer
D263,886 S 4/1982 Soltstick, Jr.

1 Claim, 4 Drawing Sheets



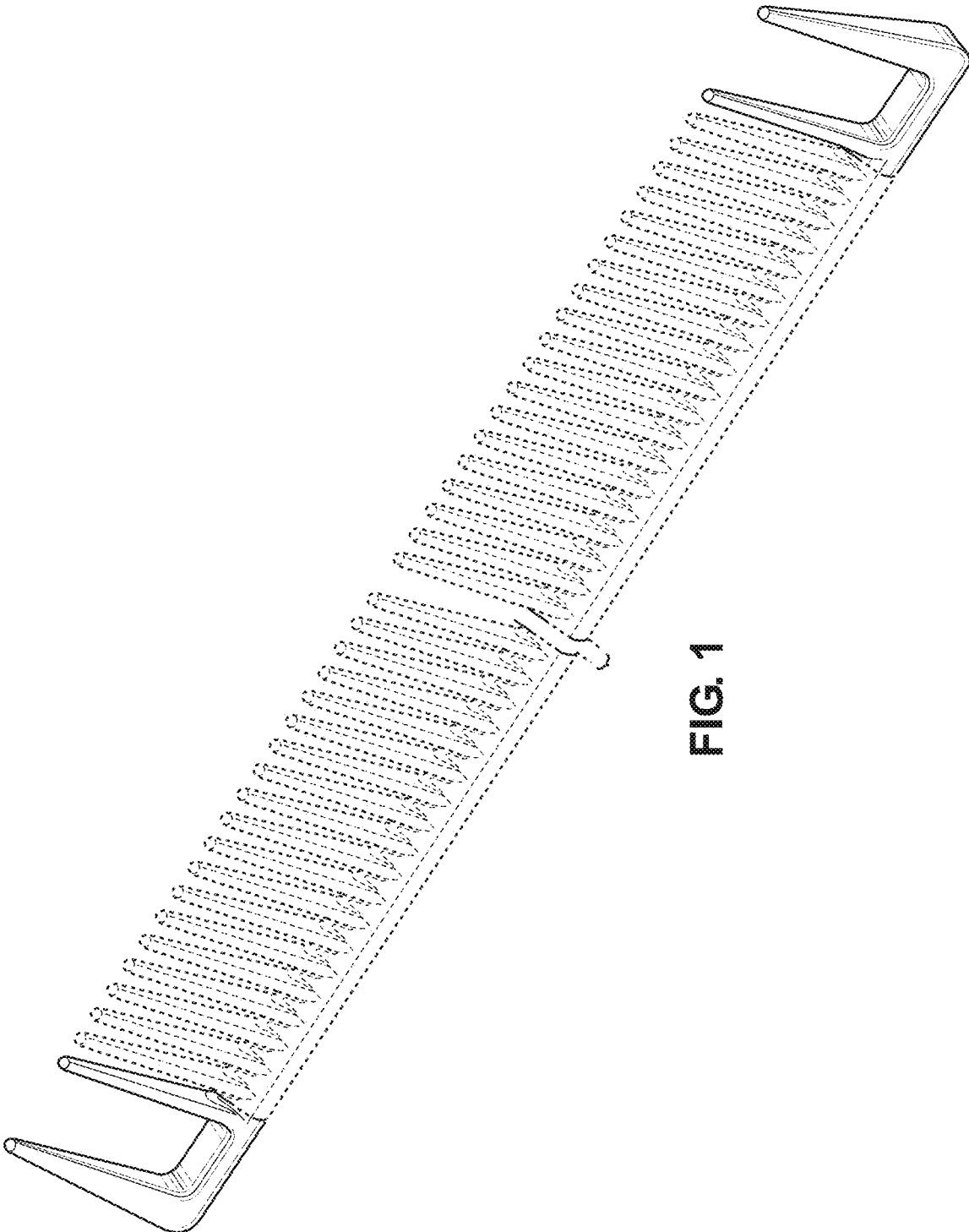


FIG. 1

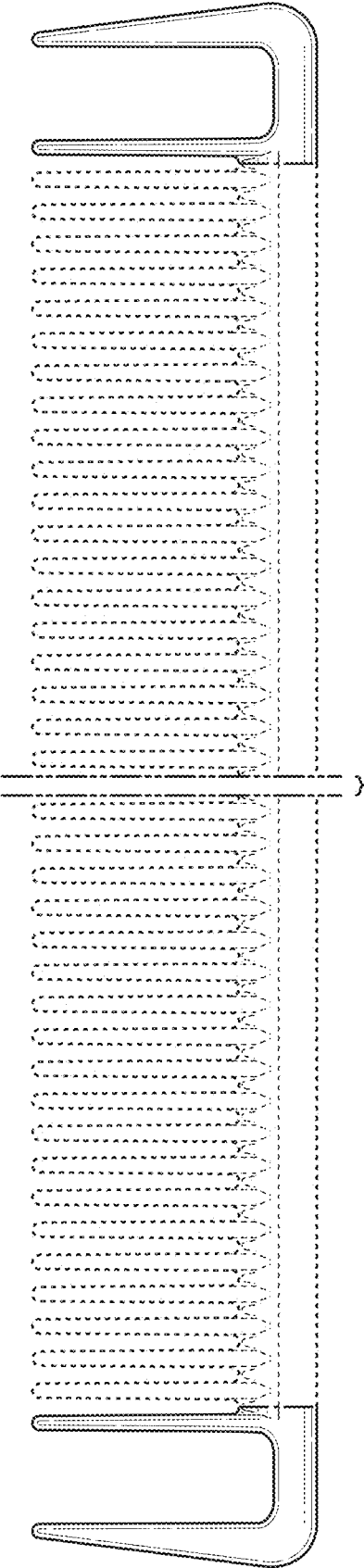


FIG. 2




FIG. 3




FIG. 4

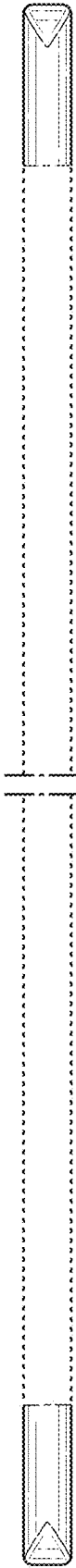


FIG. 5




FIG. 6



FIG. 7