

(12) STANDARD PATENT
(19) AUSTRALIAN PATENT OFFICE

(11) Application No. **AU 2004282049 B2**

- (54) Title
Method and device for manufacturing container by compression molding and stretch blow molding
- (51) International Patent Classification(s)
B29B 11/12 (2006.01) **B65D 1/00** (2006.01)
B29C 49/02 (2006.01) **B29L 22/00** (2006.01)
B29C 49/64 (2006.01)
- (21) Application No: **2004282049** (22) Date of Filing: **2004.10.08**
- (87) WIPO No: **WO05/037526**
- (30) Priority Data
- (31) Number (32) Date (33) Country
2003-358577 **2003.10.17** **JP**
- (43) Publication Date: **2005.04.28**
(44) Accepted Journal Date: **2011.01.27**
- (71) Applicant(s)
Toyo Seikan Kaisha, Ltd.
- (72) Inventor(s)
Imatani, Tsuneo;Etoh, Makoto;Hashimoto, Hiroyuki
- (74) Agent / Attorney
Madderns Patent & Trade Mark Attorneys, First Floor 64 Hindmarsh Square, Adelaide, SA, 5000
- (56) Related Art
JP 2001-179813
JP 2003-291205
JP 61-108509
JP 2000-025729
JP 11-170352
JP 06-278195
US 2002/0088767

(19) 世界知的所有権機関
国際事務局



(43) 国際公開日
2005 年 4 月 28 日 (28.04.2005)

PCT

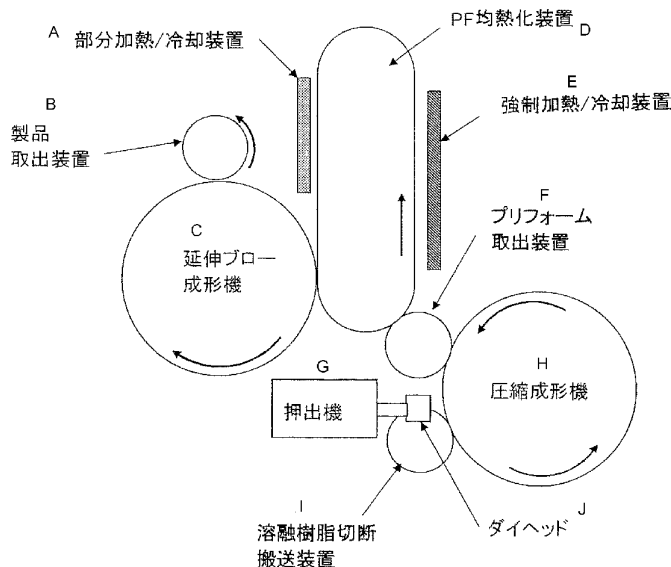
(10) 国際公開番号
WO 2005/037526 A1

- (51) 国際特許分類: **B29C 49/64**, 49/02, (71) 出願人 (米国を除く全ての指定国について): 東洋製
B29B 11/12, B29C 71/02 罐株式会社 (TOYO SEIKAN KAISHA, LTD.) [JP/JP];
〒1008522 東京都千代田区内幸町 1-3-1 Tokyo
(JP).
- (21) 国際出願番号: PCT/JP2004/015312
- (22) 国際出願日: 2004 年 10 月 8 日 (08.10.2004) (72) 発明者; および
- (25) 国際出願の言語: 日本語 (75) 発明者/出願人 (米国についてののみ): 今谷 恒夫
(IMATANI, Tsuneo) [JP/JP]; 〒2300047 神奈川県横
浜市鶴見区下野谷町 1-8 東洋製罐株式会社開
発本部内 Kanagawa (JP). 橋本 弘之 (HASHIMOTO,
Hiroyuki) [JP/JP]; 〒2300047 神奈川県横浜市鶴見
区下野谷町 1-8 東洋製罐株式会社開発本部内
Kanagawa (JP). 江藤 誠 (ETOH, Makoto) [JP/JP]; 〒
- (26) 国際公開の言語: 日本語
- (30) 優先権データ:
特願 2003-358577
2003 年 10 月 17 日 (17.10.2003) JP

/続葉有/

(54) Title: METHOD AND DEVICE FOR MANUFACTURING CONTAINER BY COMPRESSION MOLDING AND STRETCH BLOW MOLDING

(54) 発明の名称: 圧縮成形および延伸ブロー成形からなる容器の製造方法ならびに製造装置



- A PARTIAL HEATING/COOLING DEVICE
B PRODUCT TAKEOUT DEVICE
C STRETCH BLOW-MOLDING MACHINE
D PF SOAKING DEVICE
E FORCED HEATING/COOLING DEVICE
F PREFORM TAKEOUT DEVICE
G EXTRUDING MACHINE
H COMPRESSION MOLDING MACHINE
I MOLTEN RESIN CUTTING/CARRYING DEVICE
J DIE HEAD

(57) Abstract: A method and a device for continuously manufacturing a synthetic resin container by compression-molding a preform by a compression-molding machine and continuously stretch blow-molding by a stretch blow-molding machine. In the continuous molding method, to industrialize the molding method for continuously performing compression molding and stretch blow molding which is recognized as an excellent molding method from the view points of economic efficiency and production efficiency, problems such as the deterioration of preform performance due to a change in temperature of the preform or a variation in stretch blow molding properties due to a difference in temperature between the surface and inner part of the preform resulting from the thickness of the preform are solved to manufacture product containers with constant performance and excellent quality. After the molded preform is taken out from the compression molding machine, soaking treatment is applied to the preform and, as necessary, partial heating or partial cooling treatment is applied thereto, and then the stretch blow molding is performed for the preform.

(57) 要約: 経済性や生産効率の面から非常に優れた成形法であると認識される、圧縮成形と延伸ブロー成形を連続して行う新しい成形方法を工業化するために、この連続成形方法において、プリフォームの温度変

化によるプリフォーム性能の変質、あるいはプリフォームの厚みに起因するプリフォームの表面と内部の温度差による

/続葉有/



2400062 神奈川県横浜市保土ヶ谷区岡沢町 2-2-4
東洋製罐グループ 総合研究所内 Kanagawa (JP).

(74) 代理人: 小島 隆 (KOJIMA, Takashi); 〒2310048 神奈川県横浜市中区蓬萊町 1-1-7 コシノパークサイドビル 703 Kanagawa (JP).

(81) 指定国 (表示のない限り、全ての種類の国内保護が可能): AE, AG, AL, AM, AT, AU, AZ, BA, BB, BG, BR, BW, BY, BZ, CA, CH, CN, CO, CR, CU, CZ, DE, DK, DM, DZ, EC, EE, EG, ES, FI, GB, GD, GE, GH, GM, HR, HU, ID, IL, IN, IS, KE, KG, KP, KR, KZ, LC, LK, LR, LS, LT, LU, LV, MA, MD, MG, MK, MN, MW, MX, MZ, NA, NI, NO, NZ, OM, PG, PH, PL, PT, RO, RU, SC, SD, SE, SG, SK, SL, SY, TJ, TM, TN, TR, TT, TZ, UA, UG, US, UZ, VC, VN, YU, ZA, ZM, ZW.

(84) 指定国 (表示のない限り、全ての種類の広域保護が可能): ARIPO (BW, GH, GM, KE, LS, MW, MZ, NA, SD, SL, SZ, TZ, UG, ZM, ZW), ユーラシア (AM, AZ, BY, KG, KZ, MD, RU, TJ, TM), ヨーロッパ (AT, BE, BG, CH, CY, CZ, DE, DK, EE, ES, FI, FR, GB, GR, HU, IE, IT, LU, MC, NL, PL, PT, RO, SE, SI, SK, TR), OAPI (BF, BJ, CF, CG, CI, CM, GA, GN, GQ, GW, ML, MR, NE, SN, TD, TG).

添付公開書類:

— 国際調査報告書

2文字コード及び他の略語については、定期発行される各PCTガゼットの巻頭に掲載されている「コードと略語のガイダンスノート」を参照。

延伸ブロー成形性の変動などの問題を解決して、性能が一定し品質の優れた製品容器を生産することを目的とし、圧縮成形機によりプリフォームを圧縮成形し、次いで連続して、延伸ブロー成形機により延伸ブロー成形して、合成樹脂容器を連続的に製造する方法および装置において、圧縮成形機から成形したプリフォームを取り出した後に、プリフォームの均熱化処理を行い、さらに必要により、部分加熱または部分冷却処理を施し、その後に延伸ブロー成形する。

DESCRIPTION

TITLE OF THE INVENTION

METHOD AND DEVICE FOR MANUFACTURING CONTAINER BY COMPRESSION
MOLDING AND STRETCH BLOW MOLDING

Technical Field

The present invention relates to a method and a device for manufacturing a synthetic resin container by compression molding and stretch blow molding, and relates to a method and a device for manufacturing a synthetic resin container, comprising the steps of performing compression-molding to a molten body of synthetic resin with a compression molding machine to make a preform, and performing a particular heating treatment to the preform according to need, and further performing consecutively stretch-blow molding with a stretch-blow molding machine.

Background Art

Plastic containers are versatile for daily use as containers for beverages or food, due to their lightness in weight, economic efficiency, or excellent properties or adaptability to environmental problems. Especially, containers molded from polyethylene terephthalate (PET) are highly-demanded for containers for drinking water or soft drinks due to their excellent mechanical properties or transparency, and recently, they are quite regularly used by consumers as potable small containers and further as containers for hot drinks.

Synthetic resin containers as represented by polyethylene

terephthalate (PET), which are very important as containers for drinking water and food in daily life, as stated above, are efficiently manufactured by stretch blow molding (sometimes referred simply to as stretch molding or blow molding) usually, wherein fluid are injected into preforms (pre-molded bottomed cylindrical molding materials) in molding dies, and then inflated and molded.

Conventionally, molding of preforms as molding materials of plastic containers and manufacture of containers were conducted mainly by molding preforms to multi-cavity molds by injection molding and then by performing stretch-blow molding to make container product. However, in this method, as the temperature of preforms were once cooled down or reduced to around room temperature, and the whole or body part of the preform were reheated afterwards before performing stretch blow molding, there are still problems including significant loss of heat energy for reheating, or cost burden of reheating facilities. Recently, technical demands for manufacturing economically excellent containers with higher performance and for increasing production efficiency have increased; therefore, development of better manufacturing methods or manufacturing devices are awaited in order to reduce the price of molding devices, increase production efficiency, or transit to low-temperature molding, etc.

As one solution, an injection stretch-blow molding, performing blow molding without reheating the preform immediately after injection molding (see for example, Japanese Laid-Open Patent Application No. 52-82967 (Claim 1 and lower right column of page 1)) has been developed, while higher productivity cannot be realized as the consistency of time

between the duration for injection molding and stretching blow molding is not good. Further, a method comprising the steps of molding a plurality of preforms at once by multi-cavity molds with an injection molding machine, and then performing stretch-blow molding immediately thereafter has been also developed. However, there are still problems including that container product with a constant level of quality are hardly obtained, as it is difficult to avoid transformation of performance caused by the temperature variation of the preform in the heat history difference, due to the time lag while waiting the molding order of the stretching blow molding machine; or by the variation in the stretching blow molding due to a thermal difference between the surface and the inner part of the preform, resulting from the thickness thereof.

Thus, in order to solve these technical problems of injection stretch-blow molding, a large number of proposition for amelioration has been disclosed so far, and the following improved methods can be exemplified: a method for reducing the injection molding cycle time, and improving operation ratio of a blow cavity, wherein the preform is cooled down, transported by a system continued from a transporting station to a molding station, and heated to perform stretch-blow molding (see Japanese Laid-Open Patent Application No: 11-165347 (Abstract)); and a method for improving credibility and speed of molding by providing a cooling station and a heating station for preforms, and converting the transporting pitch between the preforms to a stretch blow molding pitch (see Japanese Laid-Open Patent Application No. 2002-337216 (Abstract)).

On the other hand, a compression molding machine has been proposed as a molding device which is less expensive than an

injection molding device, which could be downsized, and which enables molding at a low temperature, and a rotary compression molding machine (a rotary-and movable type compression molding machine) (see Japanese Laid-Open Patent Application No. 60-245517 (claim 1)) wherein a plurality of molding dies are mounted on a rotating disk has been developed and applied, in order to enhance their mass productivity to improve their production efficiency. Further, a molding method supplying materials by extrusion and using the rotary type-compression molding machine (see Japanese Laid-Open Patent Application No. 2000-25729 (claim 1 and Fig. 1)) has been developed as a method for molding preforms by using rotary-type compression molding machines. Production efficiency has improved dramatically by applying the rotary-type molding machine, and recently, the molding method by extrusion compression molding appears to be the most promising method for manufacturing preforms.

As stated above, in the injection stretch blow molding of plastic containers, even by manufacturing a large amount of preforms with a multi-cavity molds by injection molding method, there are still problems including that container product with a constant level of quality are hardly obtained, resulting from the transformation of performance caused by the temperature variation of the preform up to stretch blow molding; or by the variation in the stretching blow molding due to a thermal difference between the surface and the inner part of the preform, resulting from the thickness thereof. In order to solve these technical problems, a large number of proposition for amelioration has been disclosed so far, while it is hard to say that problems including transformation of performance caused by the temperature variation of the preform in the heat history

difference, or the variation in the stretching blow molding due to a thermal difference between the surface and the inner part of the preform, resulting from the thickness thereof have been resolved sufficiently.

On the other hand, in a compression molding machine which is less expensive than an injection molding device, which could be downsized, and which enables molding at a low temperature, a rotary compression molding machine for preforms wherein a plurality of molding dies are mounted on a rotating disk has been developed and good results for economic efficiency and production efficiency were obtained. However, even a method for manufacturing consecutively containers by combining stretch blow molding with compression molding to further improve molding methods has been conceived, the method has not been disclosed at all.

Moreover, by applying a new method for manufacturing containers which combines compression molding with stretch blow molding, to make a system continued from compression molding to stretch blow molding, the reheating device for preforms to be used before stretch blowing would be unnecessary, and thus generating an economic effect as the energy necessary for heating preforms would be omitted. Further, as the compression molding machine and the stretch blow molding machine are independent each other, higher productivity having excellent consistency in molding speed can be realized by setting independently the number of molding dies according to the molding speed. However, in contrast of these merits, there are still problems that are not resolved, including that container product with a constant level of quality are hardly obtained, as it is difficult to avoid transformation of performance caused by the temperature

variation of the preform; or by the variation in the stretching blow molding due to a thermal difference between the surface and the inner part of the preform, resulting from the thickness thereof.

In the light of the above condition in the technology of manufacturing synthetic resin containers by stretch blow molding, in order to industrialize a new molding method wherein compression molding is combined continuously with stretch blow molding, which is an excellent method from the view of economic efficiency or production efficiency, the object which the present invention targets is, to manufacture with high producibility container product with a constant level of quality, by this new molding method, by resolving problems including transformation of performance caused by the temperature variation of the preform; or by the variation in the stretching blow molding due to a thermal difference between the surface and the inner part of the preform, resulting from the thickness thereof, in the molding method.

Disclosure of the Invention

For the compression molding machine which is less expensive than an injection molding device, which could be downsized, and which enables molding at a low temperature, a rotary compression molding machine wherein a plurality of molding dies are mounted on a rotating disk has been developed, and their mass productivity has been enhanced and production efficiency has been improved. The machine has been applied also for molding preforms. As this method for molding preforms (or the molding device) is an excellent molding method from the point of view of economic efficiency and production efficiency, the

present inventors have conceived to industrialize a new method for molding by combining continuously this method for molding preforms with stretch blow molding, to make a system continued from compression molding to stretch blow molding, and to realize high-productibility of preforms.

In order to resolve problems in the technique of their new concept, including that container product with a constant level of quality are hardly obtained, as it is difficult to avoid transformation of the perform performance caused by the temperature variation of preforms; or by the variation in the stretching blow molding due to a thermal difference between the surface and the inner part of the preform, resulting from the thickness thereof, the present inventors made a keen study to find out resolutions from various points of view including, supply of molding drops, material of preforms, or molding conditions of each molding method, or heating treatment of preforms, and compression stretch blow molding cycle, in order to develop a new and improved technology.

Thus, as a result of making experimental considerations and trials from multilateral thinking and discussion, the present inventors recognized that the above problems were associated significantly with the heating treatment of preforms, and reached to the present invention having a particular heating treatment of preforms after compression molding as a fundamental element in the new molding method, which combines continuously the preform molding method with the stretch blow molding. Thus, the present invention has been completed.

It can be said that the combination of the new molding method combining continuously preform molding method with stretch blow molding, and the particular heating treatment of

preforms after compression molding is a remarkable concept.

During the process, when considering the heating treatment of preforms, the present inventors performed an even-heating treatment of preforms, in other words a homogeneous heating treatment (in particular to the body part of the preform) in order to homogenize the heat history for each preform molded continuously or to homogenize the heat history for each part of preform, instead of performing usually conceived heating treatment to preforms molded by compression. Thus, they found out a new method that could be evaluated as a particular concept.

The even-heating treatment relates to homogenize and stabilize the thermal properties including potential heat of preform, by placing each preform in a certain heat atmosphere (by performing heating treatment by heat atmosphere). By an even heating treatment, potential heat of each preform after compression molding would be constant and preforms will be sent to stretch blow molding process in that condition. Thus, homogeneous blow molding can be realized, and synthetic resin containers with a constant level of quality can be manufactured continuously. Further, the temperature of each part (body part or bottom part) of each preform, immediately after compression molding, is higher in the intermediate layer compared to inner and outer layers. However, with the even-heating treatment in which each preform is placed in a certain heat atmosphere, it is possible to homogenize the temperature of the preform in the thickness direction during the time up to stretch blow molding, and to mold containers having homogeneous layers.

Further, in the present invention, in addition to the even-heating treatment, adding a partial heating treatment

and/or partial cooling treatment to the preforms according to need is another constitution, so that it is possible to adjust (make minor arrangements) the thermal conditions (thermal properties) of preforms according to stretch blow conditions, by performing partial heating and/or cooling treatment to the preforms as a supplemental heating treatment.

Furthermore, in the present invention, in order to mold preforms continuously and to enhance the production efficiency, a rotary-and movable type drop supply comprising a plurality of holding mechanism that holds and carries a determined amount of drops, and provides thereof to the molding dies of the compression molding machine is preferably used. Thus, a continuous molding system, wherein:

- the compression molding machine is a rotary movable type with a plurality of molding dies comprising male and female dies;
- the even-heating mechanism of preforms is an even-heating treatment device which is a rotary movable type and treats a plurality of preforms; and
- the stretch blow molding machine is a rotary-type stretch blow molding machine that performs stretch blow molding continuously to a plurality of preforms, is applied

In the present invention, a method wherein the compression molding of preforms is combined with stretch blow molding to make a compression stretch blow molding has been industrialized, to make a system continued from compression molding to stretch blow molding in order to realize excellent production efficiency of preforms. Further, by the new heating technology, problems including transformation of performance caused by the temperature variation of the preform; or by the variation in the stretching blow molding due to a thermal difference between

difference between the surface and the inner part of the preform, resulting from the thickness thereof, could be resolved and thus, container product with a constant level of quality could be produced with high efficiency. (Meanwhile, the term stretch blow molding used in the present specification, etc., has the same meaning as that of normal stretch molding or blow molding.)

The process of finding out the present invention, and the basic constitutions and features of the present invention have been schematically described in the above. Here, when the present invention is overviewed, it consists of the following group of units of inventions (Meanwhile, "the present invention" refers to the group of inventions as a whole.)

[1] A method for manufacturing a synthetic resin container, comprising the steps of forming a preform by performing compression molding to a drop which is a synthetic resin molten lump with a compression molding machine, and performing continuously stretch blow molding to the preform with a stretch blow molding machine, comprising the steps of discharging the preform maintaining the heat conferred at the time of molding from the compression molding machine, and performing an even-heating treating of preform, and then stretch blow molding, wherein:

- the drop supplying method is a rotary and movable means provided with a plurality of drop holding/carrying methods and drop holding/carrying mechanisms, which holds and carries a determined quantity of drop, which is made by cutting molten synthetic resin extruded from an extrusion opening, and provides to molding dies of a compression molding machine;

- the compression molding machine is a rotary compression molding machine which uses a rotary and movable type with a plurality of molding dies comprising male and female dies;

- the even-heating mechanism of preforms is a rotary-type treating mechanism which treats a plurality of preforms; and

- the stretch blow molding machine is a rotary-type stretch blow molding machine that performs stretch blow molding continuously to a plurality of preforms.

[2] The method for manufacturing a synthetic resin container according to [1], wherein the even-heating treatment is a heating treatment and/or cooling treatment, wherein a partial heating and/or partial cooling treatment is further added to the even-heating treatment of preforms, according to the temperature of the body part of the preforms.

[3] A device for manufacturing a synthetic resin container comprising the steps of performing compression molding to the preform with a compression molding machine, and then continuously stretch-blow molding with a stretch-blow molding machine, wherein a cutting means of drops which is a synthetic resin molten lump extruded from an extrusion opening of an extruding means; a supplying means; a compression molding machine; a preform-discharging means; an even-heating mechanism of preforms; a stretch blow molding machine; and a container product discharging means are constituted to be a continuous system, wherein:

- the drop supplying means is a rotary and movable means provided with a plurality of drop holding/carrying methods and drop holding/carrying mechanisms, which holds and carries a determined quantity of drop, which is made by cutting molten synthetic resin extruded from an

extrusion opening, and provides to molding dies of a compression molding machine;

- the compression molding machine is a rotary compression molding machine which uses a rotary and movable type with a plurality of molding dies comprising male and female dies;

- the even-heating mechanism of preforms is a rotary-type treating mechanism which treats a plurality of preforms; and

- the stretch blow molding machine is a rotary-type stretch blow molding machine that performs stretch blow molding continuously to a plurality of preforms.

[4] The device for manufacturing a synthetic resin container according to [3], wherein the even-heating treatment is a heating treatment and/or cooling treatment, wherein a partial heating and/or partial cooling mechanism is further added to the even-heating mechanism of preforms, according to the temperature of the body part of the preform.

Brief Description of Drawings

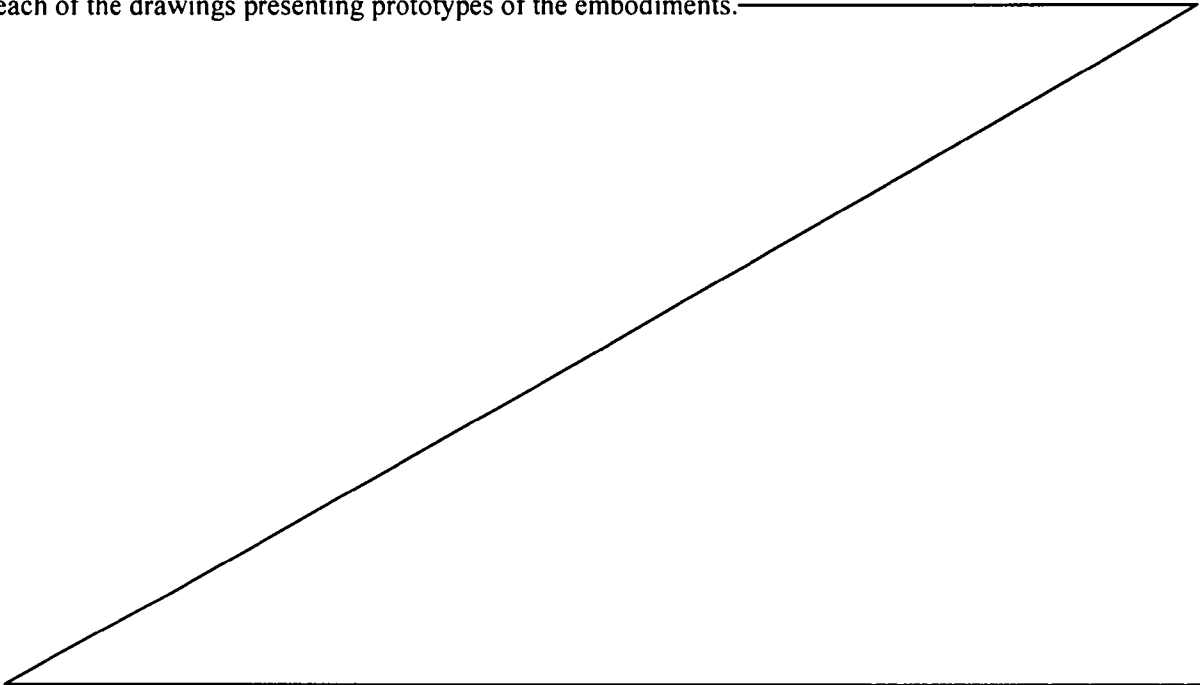
Fig. 1 is a schematic plain view that specifically illustrates a preferred embodiment of the molding system which is constituted according to the present invention.

Fig. 2 is a partial plain view that illustrates the even-heating device of the present invention.

Fig. 3 is a schematic view that illustrates the holding and carrying process of the molten resin drop and input thereof to the compression molding dies.

Best Mode of Carrying Out the Invention

The present invention has been explained according to the fundamental constitution as a means to solve the problems in the above, and in the following, the preferred embodiments of the groups of the present invention mentioned above will be specifically described in detail referring to each of the drawings presenting prototypes of the embodiments.



This
page
intentionally
left
blank

manufacturing a synthetic resin container by compression stretch blow molding, and relates to a method and device for manufacturing a synthetic resin container by performing compression molding to preforms with a compression molding machine, a particular heating treatment of preforms, and continuously stretch-blow molding with a stretch blow machine.

(1) Fundamental constitution of the present invention

The molding system in the fundamental constitution of the present invention, comprises as backbone, firstly, a compression molding process, an even-heating process of preforms, and a stretch blow molding; secondly, a compression molding process, an even-heating process of preforms, a partial heating and/or cooling treatment process of preforms, and a stretch blow molding process.

The molding system in the fundamental constitution is illustrated as a molding process flow chart in the schematic frame pattern of Fig. 1.

(2) Fundamental elements of the present invention

2-1 Synthetic resin

As resin materials for molding preforms of the present invention, any moldable thermoplastic resin may be used. Examples of resin include: thermoplastic polyester such as polyethylene terephthalate (PET), polybutylene terephthalate (PBT), polyethylene naphthalate (PEN); polyester copolymers having these ester units as main constituent, or mixture thereof; polycarbonates; acryl-butadiene-styrene copolymer (ABS resin); polyacetal resin; nylons including nylon 6, nylon 66, or nylon copolymers thereof; acryl resin including polymethyl methacrylate; isotactic/polypropylene; polystyrene; low-, medium-, or high-density polyethylene; ethylene-propylene

copolymer; ethylene-butene-1 copolymer, and styrene-butadiene thermoplastic elastomer. Various additives, for example, coloring agents, ultraviolet absorbers, releasing agents, lubricants, nucleant agents can be added to these resins in an amount that does not affect the quality of the product.

Further, preforms of the present invention can be constituted not only by thermoplastic resin layers with a monolayer (single layer), but also by a thermoplastic resin layers with two or more layers.

Moreover, the preform of the present invention can provide an intermediate layer laminated between the inner layer and the outer layer comprising two or more thermoplastic resin layers, and the intermediate layer can be an oxygen barrier layer or an oxygen absorbing layer.

2-2 Even-heating treatment of preforms

In the present invention, it is important to perform an even-heating treatment of preforms molded by compression (homogeneous heating treatment, in particular to the body part of the preform), in order to homogenize heat history of each preform, or to homogenize heat history of each part of the preform, and not a simple heating treatment that may usually be conceived in an injection molding preform.

Even-heating treatment includes heating treatment or cooling treatment, or combination thereof, and further to leave the preforms at room temperature instead of performing heating or cooling forcibly.

By considering specifically the even-heating treatment of preforms to the preforms after compression molding, the preform after compression molding is tied to a core (male die), and the core is extracted while the nozzle part (screw part)

periphery of the container is tied by the nozzle part molding split die (female die). The surface temperature of the nozzle part at that time is, when synthetic resin is polyester PET, preferably 80°C or under (more preferable 60°C or under), and when the temperature exceeds 80°C, the resin softens and the nozzle part changes its form. On the other hand, if the surface temperature of the body part of the preform is 120°C or under (more preferably 80°C or under), it is possible to extract the preform without being transformed, but as the inner temperature of the preform is higher than that of the surface, if it is left, the surface temperature increases, and the preform whitens which is not preferable.

The temperature of the body part of the preform at the time of extracting preforms increases or decreases depending on the temperature of the dies during compression molding or on the cooling time. However it is possible to perform immediately the stretch blow molding by performing even-heating of the body part of the preform at 80°C to 120°C.

When the temperature of the body part of the preform at the extraction of the preform is high (for example, when the surface temperature of the body part is 60 to 120°C), the whole preform is cooled down by cold air immediately after extraction of the preform, and by further cooling forcibly a part of the preform according to need, so that the temperature of the body part of the preform is homogenized from 80 to 120°C.

When the temperature of the body part of the preform when extracting the preform is appropriate (for example, when the surface temperature of the body part is 50 to 90°C), a part of the body part of the preform is heated or cooled in an atmosphere of room temperature to about 100°C immediately after extraction

of the preform according to need, and the temperature of the body part of the preform is homogenized from 80 to 120°C.

Further, when the temperature of the body part of the preform when extracting the preform is low (for example, when the surface temperature of the body part is from room temperature to 60°C), the whole part the body part of the preform is heated, in an atmosphere of room temperature to about 100°C after extraction of the preform according to need, by hot air and/or infrared heater, and by heating a part of the preform according to need, so that the temperature of the body part of the preform is homogenized from 80 to 120°C.

Meanwhile, the temperature of the preform is generally determined by the molding conditions of the stretch blow molding which follows, and it is preferable that the homogenization of temperature of the preform after extraction of the preform applies a method which depends appropriately to molding conditions according to the above-mentioned examples of homogenization.

The even-heating treatment method is illustrated in Fig. 1 as an even-heating treatment device (even-heating treating mechanism) of preforms which is the main constituting factor in the molding system of the present invention.

Specific examples of the even-heating treating device of preforms are illustrated as a partial plain figure in Fig. 2. As a working example of an even-heating treating device of preforms 20, in parallel with the even-heating treatment under even-heating treatment conditions including temperature, humidity or treatment time, which were determined in advance by experimental considerations, partial even-heating treatment is performed with a partial heating device 23 to the

compression-molded preform 21, and each preform is transported along preform transporting strip 22 and sent to the stretch molding machine.

By the even-heating treatment, thermal conditions including potential heat for each preform after molding by compression will be constant and the preforms will be sent to stretch blow molding process, thus a homogeneous blow molding can be realized and synthetic resin containers with a constant level of property can be manufactured continuously.

Further, the temperature of each part (body part or bottom part) of each preform, immediately after compression molding, is higher in the intermediate layer compared to inner and outer layers. However, with the even-heating treatment in which each preform is placed in a certain heat atmosphere, it is possible to homogenize the temperature of the preform in the thickness direction during the time up to stretch blow molding, and to mold containers having homogeneous layers.

2-3 Partial heating or cooling treatment of preform

The present invention has an other constitution, to perform a partial heating treatment and/or a partial cooling treatment to the preform in addition to the even-heating treatment, and it is possible to perform a supplemental heating treatment by a partial heating and/or partial cooling treatment of preforms, according to the experimental data of preforms as necessary, and to adjust (make minor arrangement) the thermal conditions of preforms according to stretch blow conditions.

The partial heating/partial cooling treatment of preforms is performed with a partial heating device/partial cooling device and usual heating machines or cooling machines such as infrared heater (or cold air) are used. As a working example

in Fig. 2, a partial heating device (partial heating mechanism) 23 wherein a partial heating treatment is added while applying even-heating treatment of preforms is illustrated.

2-4 Continuous molding system

In the present invention, in order to mold preforms continuously and to enhance the production efficiency, a rotary-and movable type drop supply comprising a plurality of holding mechanism that holds and carries a determined amount of drops, and provides thereof to the molding dies of the compression molding machine is preferably used. Thus, a continuous molding system, wherein:

- the compression molding machine is a rotary movable type with a plurality of molding dies comprising male and female dies;
- the even-heating mechanism of preforms is an even-heating treatment device which treats a plurality of preforms; and
- the stretch blow molding machine is a rotary-type stretch blow molding machine that performs stretch blow molding continuously to a plurality of preforms, is applied.

The continuous molding system is illustrated in the schematic pattern diagram in Fig. 1, as described in the (1) fundamental constitution of the present invention.

(3) Others

3-1 Heating and crystallizing process of the neck part

In the present invention, preferably, a process for heating and crystallizing the neck part of the container is further added, according to need. This process is used generally for stretch blow molding of synthetic resin containers represented by polyethylene terephthalate, and is used to heat, whiten and crystallize only the neck part of the preform, in

order to enhance the strength of the neck part. This crystallization process can be performed either before or after stretch blow molding.

3-2 Embodiment of each part in the molding system

[Molten resin supplying mechanism]

The molten resin supplying mechanism, as schematically exemplified in Fig. 3, comprises the extrusion die head 31 of the extrusion machine and the molten resin cutting carrying device 32. The molten resin cutting carrying device cuts the synthetic resin extruded from the extrusion die head opening, being melted and mixed with an extrusion machine, with a cutting device 33 at determined time intervals, when it is carried via the synthetic resin receiving position opposing to the extrusion die head, to form a determined amount of drop (lump of molten resin) 34. The synthetic resin drop is held by a holding carrying mechanism 35 in the molten resin cutting carrying mechanism, and carried to the molding die 36 of the compression molding machine.

[Compression molding device]

The compression molding device comprises a plurality of molding dies 36 on a rotating disk, the die comprises a female die 37 and the male die 38 disposed in a perpendicular direction concentrically, wherein opening and closing is free. The female die is fixed to the rotating disk and has a cavity corresponding to the outer shape of the preform. The male die is able to move up and down by such as a hydraulic mechanism, and in the upper part of male die, the driven type 39 is provided to form the top part of the preform.

The drop carried to the compression molding device by the molten resin cutting carrying device, is dropped and injected

in the cavity of the female die when the holding device of the holding carrying mechanism releases the holding of the drop at the upper part of the female die. Then, mold clamping of the cavity is performed, and the male die and the driven type fall, the molten resin fill the preform-forming space determined by the female and male dies, and a perform is molded after a determined time of pressing at a determined temperature. After cooling the die, the die is released, the male die moves in the upper direction and the preform is extracted from the cavity, together.

[Even-heating treatment and partial heating treatment]

Molded preforms are discharged from the compression molding device with a preform discharging device, carried to the even-heating device, and by considering the thermal conditions of preforms immediately after compression by molding, and the stretch blow molding conditions of the process which follows, the even-heating treatment and the partial heating cooling treatment mentioned in the above 2-2 and 2-3, are performed according to need.

[Stretch blow molding]

After the even-heating treatment and the partial heating/cooling treatment, preforms adjusted to a temperature appropriate to stretch blow molding (thermal condition) is injected to a rotary-type stretch blow molding machine. By performing blow molding by double-axis stretch, or/further two-step blow by infiltration of pressurized fluid such as pressurized air, preforms are stretched to the determined draw ratio to become container as products such as bottles or cups.

Molded container products are discharged from the product discharging device, collected and sent to the product inspection

process.

Meanwhile, an embodiment wherein the rotary trajectory of a rotary- and movable type drop supply comprising a plurality of holding mechanisms, and the rotary trajectory of a rotary-and movable type comprising a plurality of dies in the rotary-type compression molding machine overlap, to drop the drop in the overlapped trajectory is preferable as the drop is injected in the female die concave portion precisely.

Examples

In the following, the present invention will be explained with referring to more specific examples, while the present invention will be not limited to these.

Molding was performed by using molding system devices shown in the above-mentioned Figs. 1 to 3, that exemplify preferable embodiments of the present invention.

[Example 1]

Synthetic resin (polyethylene terephthalate) heated and melted in the extrusion machine, was extruded continuously from the opening of the die head fixed to the tip of the extrusion machine, and the molten resin is cut with a cutting device to obtain a columnar drop (cut molten lump). The drop is pinched, held and carried by a fixing device and pressing device of the plurality of holding mechanisms provided to the rotary-and movable type drop supply, inserted to the female die of the molding dies provided to the rotary compression molding machine, and by performing compression molding with the cooperation of the female die with the male die, preforms were obtained.

Molded preforms were discharged with the discharging device, and transported immediately to the even-heating device

of preforms. The surface temperature of preforms at that time was 60°C at the nozzle part, and 100°C at the body part.

In the even-heating device, the whole preform was cooled down for 30 sec with a cold air of 15°C, and after homogenizing the temperature of the body part of the preform at 100°C, preforms were transported to a rotary-type two-axis stretch blow molding machine, and two-axis stretch blow molding was performed to obtain stretched bottles.

[Example 2]

By performing compression molding similarly to Example 1, with minor variation to the molding conditions, the surface temperature of the preforms discharged from the compression molding machine was 55°C at the nozzle part, and 80°C at the body part.

Then, after keeping the heat in the atmosphere of 80°C for 30 sec in the even-heating device, preforms were transported to a rotary-type two-axis stretch blow molding machine, and two-axis stretch blow molding was performed to obtain stretched bottles.

[Example 3]

By performing compression molding similarly to Example 1, with minor variation to the molding conditions, the surface temperature of the preforms discharged from the compression molding machine was 50°C at the nozzle part, and 60°C at the body part.

Then, after keeping the heat in the atmosphere of 100°C for 30 sec, preforms were transported to a rotary-type two-axis stretch blow molding machine, and two-axis stretch blow molding was performed to obtain stretched bottles.

[Comparative example 1]

Every process was performed similarly to Example 1, except that the even-heating treatment of Example 1 was not performed.
[Comparative example 2]

Every process was performed similarly to Example 2, except that the even-heating treatment of Example 2 was not performed.
[Comparative example 3]

Every process was performed similarly to Example 3, except that the even-heating treatment of Example 3 was not performed.
[Results of the examples and the comparative examples]

In each of the examples, bottles were molded normally as intended and molded products with a constant level of quality, having excellent mechanical properties and the like were obtained.

On the other hand, in Comparative example 1, the surface temperature of the body part of the preform discharged from the compression molding machine increased to 160°C, and the whole body part whitened. In Comparative examples 2 and 3, as the temperature of a part or the whole of performs was low, normal blow molding could not be performed as intended.

From the above results of each example and each comparative example, the effectiveness and the necessity of the even-heating treatment requirement could be understood.

Industrial Applicability

In the present invention, a method wherein molding method of preforms is combined with stretch blow molding to make a compression stretch blow molding is industrialized, to make a system continued from compression molding to stretch blow molding in order to realize excellent production efficiency of preforms. Further, by applying the new heating technology,

problems including transformation of performance caused by the temperature variation of the preform; or by the variation in the stretching blow molding due to a thermal difference between the surface and the inner part of the preform, resulting from the thickness thereof, can be resolved and thus, container product with a constant level of quality can be obtained. Moreover, as the molding machines of the compression molding machine and the stretch blow molding machine are adjacent but independent each other, the most appropriate molding time can be selected and set for each molding.

Further, with a unique even-heating treatment, the potential heat of each preform after compression molding will be constant and the preforms will be sent to stretch blow molding process. Thus, a homogeneous blow molding can be realized, and synthetic resin containers with a certain quality can be manufactured continuously.

Further, the temperature of each part (body part or bottom part) of each preform, immediately after compression molding, is higher in the intermediate layer compared to inner and outer layers. However, with the even-heating treatment in which each preform is placed in a certain heat atmosphere, it is possible to homogenize the temperature of the preform in the thickness direction during the time up to stretch blow molding, and to mold containers having homogeneous layers. Thus, containers having homogenous layer can be molded. Meanwhile, the temperature of the preform is stabilized at a constant level and the reproducibility of molding is also good.

Further, the present invention has another constitution, to perform a partial heating treatment and/or a partial cooling treatment to the preform in addition to the even-heating

temperature of the preform is stabilized at a constant level and the reproducibility of molding is also good.

Further, the present invention has another constitution, to perform a partial heating treatment and/or a partial cooling treatment to the preform in addition to the even-heating treatment, and it is possible to perform a supplemental heating treatment by a partial heating and/or cooling treatment to preforms, and to adjust (make minor arrangement) the thermal conditions of preforms according to stretch blow conditions.

Meanwhile, in the present invention, as normal heating treatment of preforms is not performed, there is no fear of deterioration including carbonization on the surface of preform due to heating, and incidental facilities for heating preforms or heat energy can be reduced. With a minimum heating, degradation of synthetic resin can be decreased.

As mentioned above, the present invention realized to industrialize a new molding method by combining compression molding and stretch blow molding continuously, which can be said to be an excellent molding method from the point of view of economic efficiency and production efficiency. The present invention is useful in the industry of plastic molding and plastic containers, which has a large possibility for industrial use.

It will be understood that the term "comprise" and any of its derivatives (eg. comprises, comprising) as used in this specification is to be taken to be inclusive of features to which it refers, and is not meant to exclude the presence of any additional features unless otherwise stated or implied.

The reference to any prior art in this specification is not, and should not be taken as, an acknowledgement of any form of suggestion that such prior art forms part of the common general knowledge.

THE CLAIMS DEFINING THE INVENTION ARE AS FOLLOWS:

1. A method for manufacturing a synthetic resin container, comprising the steps of forming a preform by performing compression molding to a drop which is a synthetic resin molten lump with a compression molding machine, and performing continuously stretch blow molding to the preform with a stretch blow molding machine, comprising the steps of discharging the preform maintaining the heat conferred at the time of molding from the compression molding machine, and performing an even-heating treating of preform, and then stretch blow molding, wherein:

- the drop supplying method is a rotary and movable means provided with a plurality of drop holding/carrying methods and drop holding/carrying mechanisms, which holds and carries a determined quantity of drop, which is made by cutting molten synthetic resin extruded from an extrusion opening, and provides to molding dies of a compression molding machine;

- the compression molding machine is a rotary compression molding machine which uses a rotary and movable type with a plurality of molding dies comprising male and female dies;

- the even-heating mechanism of preforms is a rotary-type treating mechanism which treats a plurality of preforms; and

- the stretch blow molding machine is a rotary-type stretch blow molding machine that performs stretch blow molding continuously to a plurality of preforms.

2. The method for manufacturing a synthetic resin container according to claim 1, wherein the even-heating treatment is a heating treatment and/or cooling treatment, wherein a partial heating and/or partial cooling treatment is further added to the even-heating treatment of preforms, according to the temperature of the body part of the preforms.

3. A device for manufacturing a synthetic resin container comprising the steps of performing compression molding to the preform with a compression molding machine, and then continuously stretch-blow molding with a stretch-blow molding machine, wherein a cutting means of drops which is a synthetic resin molten lump extruded from an extrusion opening of an extruding means; a supplying means; a compression molding machine; a preform-discharging means; an even-heating mechanism of preforms; a stretch blow molding machine; and a container product discharging means are constituted to be a continuous system, wherein:

- the drop supplying means is a rotary and movable means provided with a plurality of drop holding/carrying methods and drop holding/carrying mechanisms, which holds and carries a determined quantity of drop, which is made by cutting molten synthetic resin extruded from an extrusion opening, and provides to molding dies of a compression molding machine;

- the compression molding machine is a rotary compression molding machine which

uses a rotary and movable type with a plurality of molding dies comprising male and female dies;

- the even-heating mechanism of preforms is a rotary-type treating mechanism which treats a plurality of preforms; and

5 - the stretch blow molding machine is a rotary-type stretch blow molding machine that performs stretch blow molding continuously to a plurality of preforms.

10 4. The device for manufacturing a synthetic resin container according to claim 3, wherein the even-heating treatment is a heating treatment and/or cooling treatment, wherein a partial heating and/or partial cooling mechanism is further added to the even-heating mechanism of preforms, according to the temperature of the body part of the preform.

Fig. 1

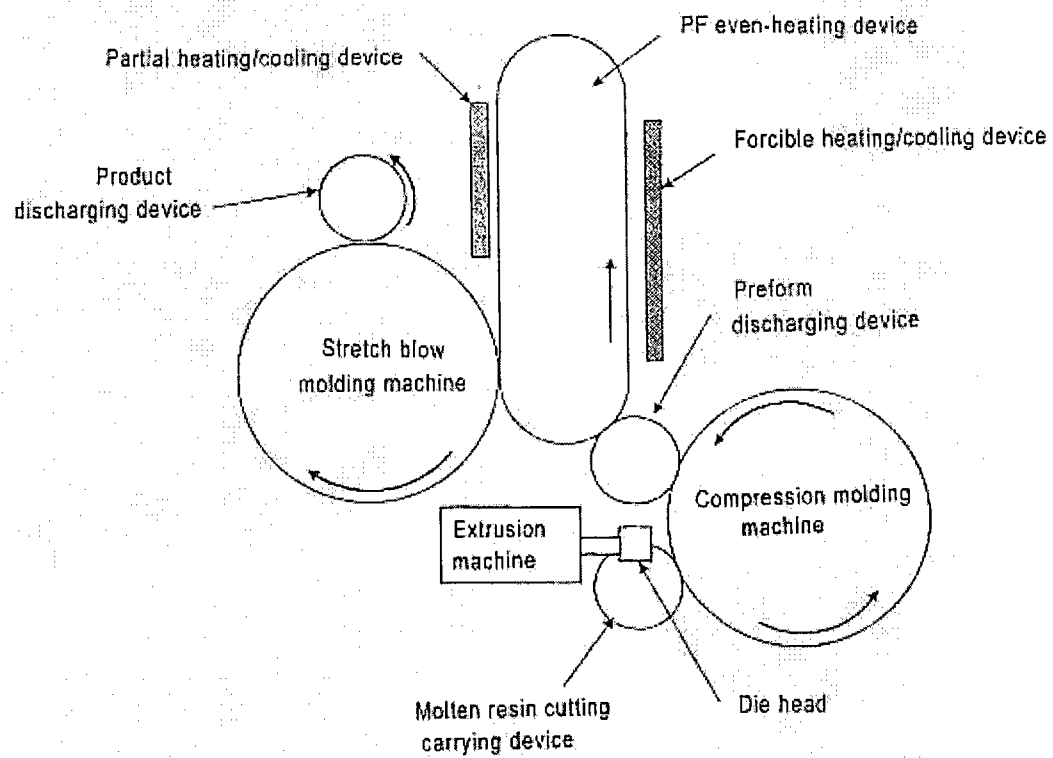


Fig.2

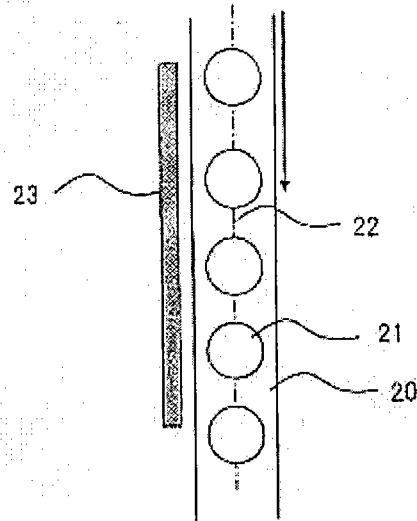


Fig.3

