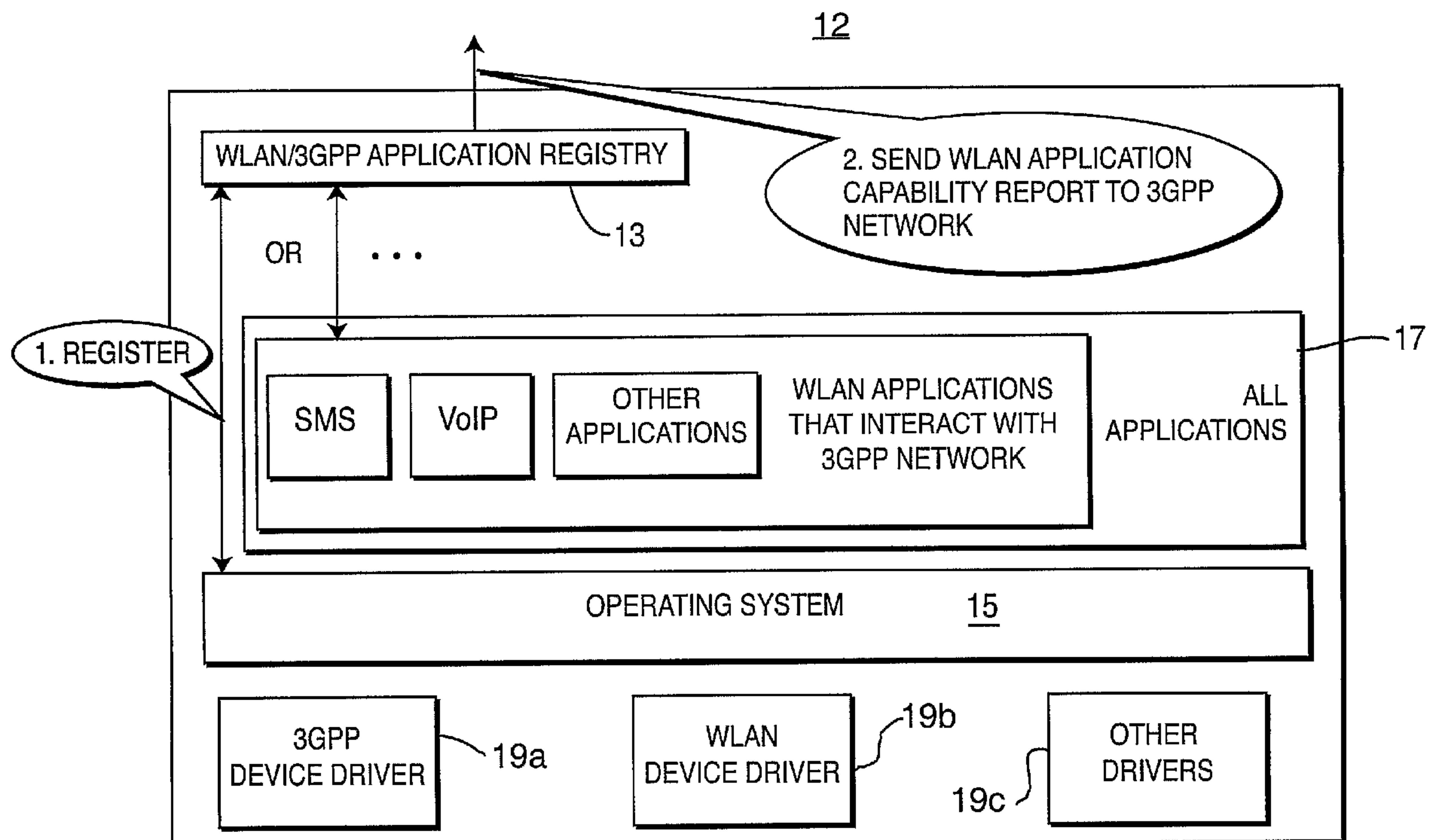




(86) **Date de dépôt PCT/PCT Filing Date:** 2004/10/15
(87) **Date publication PCT/PCT Publication Date:** 2005/05/19
(45) **Date de délivrance/Issue Date:** 2015/12/01
(85) **Entrée phase nationale/National Entry:** 2006/02/22
(86) **N° demande PCT/PCT Application No.:** US 2004/034232
(87) **N° publication PCT/PCT Publication No.:** 2005/046106
(30) **Priorités/Priorities:** 2003/10/29 (US60/515,479);
2004/06/30 (US10/880,696)

(51) **Cl.Int./Int.Cl.** *H04W 8/22* (2009.01),
H04W 84/02 (2009.01), *H04W 88/06* (2009.01)
(72) **Inventeurs/Inventors:**
RAHMAN, SHAMIM AKBAR, CA;
SHAHEEN, KAMEL M., US
(73) **Propriétaire/Owner:**
INTERDIGITAL TECHNOLOGY CORPORATION, US
(74) **Agent:** RIDOUT & MAYBEE LLP

(54) **Titre : PROCÉDE ET SYSTÈME DE FOURNITURE EFFICACE DE SERVICES COMPLÉMENTAIRES A DES ÉMETTEURS-RECEPTEURS SANS FIL PRENANT EN CHARGE PLUSIEURS TECHNOLOGIES**
(54) **Title: METHOD AND APPARATUS FOR EFFICIENTLY DELIVERING SUPPLEMENTARY SERVICES TO MULTI-TECHNOLOGY CAPABLE WIRELESS TRANSMIT/RECEIVE UNITS**



(57) **Abrégé/Abstract:**

A wireless transmit receive unit (WTRU), method and system for efficiently handling various types of wireless services across multiple wireless access technologies for WTRUs that may operate in multiple types of networks is disclosed.

(12) INTERNATIONAL APPLICATION PUBLISHED UNDER THE PATENT COOPERATION TREATY (PCT)

(19) World Intellectual Property
Organization
International Bureau



(43) International Publication Date
19 May 2005 (19.05.2005)

PCT

(10) International Publication Number
WO 2005/046106 A2

(51) International Patent Classification⁷: **H04L**
(21) International Application Number:
PCT/US2004/034232
(22) International Filing Date: 15 October 2004 (15.10.2004)
(25) Filing Language: English
(26) Publication Language: English

(30) Priority Data:
60/515,479 29 October 2003 (29.10.2003) US
10/880,696 30 June 2004 (30.06.2004) US

(71) Applicant (for all designated States except US): **INTER-DIGITAL TECHNOLOGY CORPORATION** [US/US];
300 Delaware Avenue, Suite 527, Wilmington, De 19801 (US).

(72) Inventors; and

(75) Inventors/Applicants (for US only): **RAHMAN, Shamin, Abkar** [CA/CA]; 2021 Atwater Avenue, Apt. 116, Montreal, Québec H3H 2P2 (CA). **SHAHEEN, Kamel, M.** [EG/US]; 429 Ashton Drive, King of Prussia, PA 19406 (US).

(74) Agent: **WEINSTEIN, Louis**; United Plaza, Suite 1600, 30 S. 17th Street, Philadelphia, PA 19103 (US).

(81) Designated States (unless otherwise indicated, for every kind of national protection available): AE, AG, AL, AM, AT, AU, AZ, BA, BB, BG, BR, BW, BY, BZ, CA, CH, CN, CO, CR, CU, CZ, DE, DK, DM, DZ, EC, EE, EG, ES, FI, GB, GD, GE, GH, GM, HR, HU, ID, IL, IN, IS, JP, KE, KG, KP, KR, KZ, LC, LK, LR, LS, LT, LU, LV, MA, MD, MG, MK, MN, MW, MX, MZ, NA, NI, NO, NZ, OM, PG, PH, PL, PT, RO, RU, SC, SD, SE, SG, SK, SL, SY, TJ, TM, TN, TR, TT, TZ, UA, UG, US, UZ, VC, VN, YU, ZA, ZM, ZW.

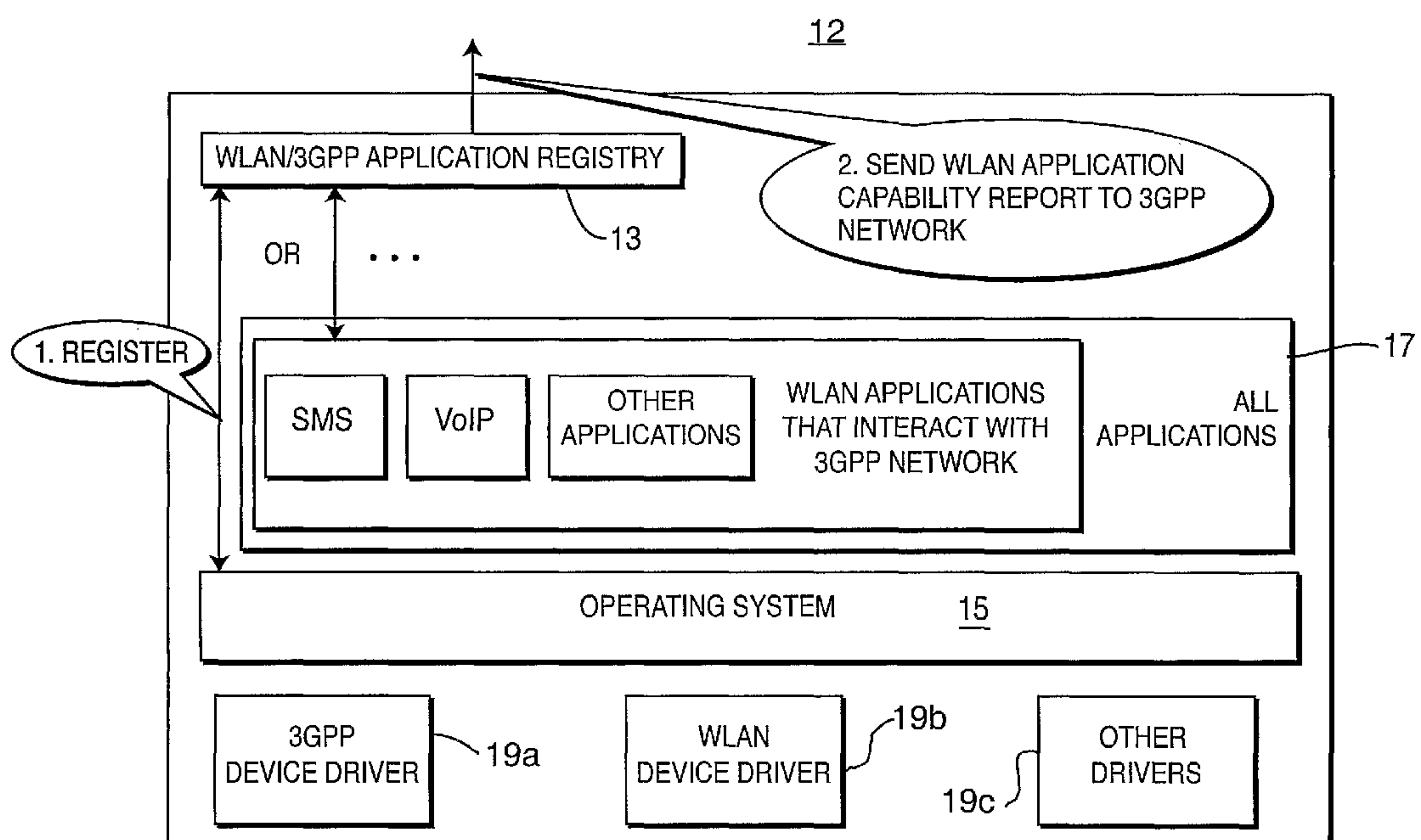
(84) Designated States (unless otherwise indicated, for every kind of regional protection available): ARIPO (BW, GH, GM, KE, LS, MW, MZ, NA, SD, SL, SZ, TZ, UG, ZM, ZW), Eurasian (AM, AZ, BY, KG, KZ, MD, RU, TJ, TM), European (AT, BE, BG, CH, CY, CZ, DE, DK, EE, ES, FI, FR, GB, GR, HU, IE, IT, LU, MC, NL, PL, PT, RO, SE, SI, SK, TR), OAPI (BF, BJ, CF, CG, CI, CM, GA, GN, GQ, GW, ML, MR, NE, SN, TD, TG).

Published:

— without international search report and to be republished upon receipt of that report

For two-letter codes and other abbreviations, refer to the "Guidance Notes on Codes and Abbreviations" appearing at the beginning of each regular issue of the PCT Gazette.

(54) Title: METHOD AND APPARATUS FOR EFFICIENTLY DELIVERING SUPPLEMENTARY SERVICES TO MULTI-TECHNOLOGY CAPABLE WIRELESS TRANSMIT/RECEIVE UNITS



(57) Abstract: A wireless transmit receive unit (WTRU), method and system for efficiently handling various types of wireless services across multiple wireless access technologies for WTRUs that may operate in multiple types of networks is disclosed.

WO 2005/046106 A2

[0001] METHOD AND APPARATUS FOR EFFICIENTLY DELIVERING
SUPPLEMENTARY SERVICES TO MULTI-TECHNOLOGY
CAPABLE WIRELESS TRANSMIT/RECEIVE UNITS

[0002] FIELD OF INVENTION

[0003] The present invention relates to wireless communication systems. More particularly, the present invention relates to delivery of services to multi-technology capable wireless transmit/receive units.

[0004] BACKGROUND

[0005] Although the meanings of the following acronyms are well understood by skilled artisans, the following list is deemed to assist in a better understanding of the invention:

[0006]	3GPP	third generation partnership project
	AAA	authentication, authorization, and accounting
	AP	access point
	CCF	charging control function
	CSCF	call state control function
	EIR	equipment identity register
	GGSN	gateway GPRS support node
	GMSC	gateway MSC
	GPRS	general packet radio system
	GSM	global system for mobile communication
	HLR	home location register
	HSS	home subscriber server
	IP	internet protocol
	IWMSC	interworking MSC for SMS
	MMS	multi-media services
	MS	mobile station
	MSC	mobile switching station
	PDG	packet data gateway
	PHY	physical layer

PDA	personal digital assistant
SC	service center
SIM	subscriber identity module
SMS	short messaging service
TCP	transmission control protocol
UMTS	universal mobile telecommunications system
VoIP	voice over internet protocol
WAG	wireless application gateway
WAT	wireless access technology
WLAN	wireless local area network
WTRU	wireless transmit/receive unit

[0007] The trend in the wireless industry is to increasingly support wireless transmit/receive units (WTRUs) that support multiple Wireless Access Technologies (WATs) in heterogeneous networks. Network interworking introduces the possibility of several WATs (e.g., several different types of wireless local area networks) such 802.11a, 802.11b, 802.11g, etc. being connected to a cellular type network (e.g., a Universal Mobile Telecommunications System (UMTS) network). Further, using subscriber identity module (SIM) technology, users may switch their 802.11b card to an 802.11a card, for example, or any other type of multi-mode card using their SIM to access the network while the network is not totally aware of the WAT supported at the WTRU level. Additionally, users may use their 802.11 cards, for example, in different types of WTRUs, such as when they obtain a new laptop or personal digital assistant (PDA), for example.

[0008] In light of the above, it is desirable to efficiently handle various types of wireless services across multiple WATs for WTRUs that may operate in cellular and WLAN type networks.

[0009]

SUMMARY

[0010] The present invention is a method and system for efficiently handling various types of wireless services across multiple wireless access technologies for WTRUs that may operate in different types of networks.

[0010A] According to an embodiment of the present disclosure there is provided a wireless transmit receive unit (WTRU) comprising: a transmitter configured to transmit a message indicating wireless local area network (WLAN) connection information associated with the WTRU to a cellular network via a WLAN; and a receiver configured to receive a service from the cellular network via the WLAN in response to the message.

[0010B] According to another embodiment of the present disclosure there is provided a method for use in wireless communication. The method comprises: transmitting a message indicating wireless local area network (WLAN) connection information associated with a wireless transmit/receive unit (WTRU) to a cellular network via a WLAN; and receiving a service from the cellular network via the WLAN in response to the message.

[0011]

BRIEF DESCRIPTION OF THE DRAWING(S)

[0012] Figure 1 is a WTRU logical block diagram embodying the principles of the present invention.

[0013] Figure 2 is a block diagram of steps involved in performing a registration-based operation wherein a capability report is provided in accordance with the present invention.

[0014] Figure 2A is a timeline illustration of the procedure illustrated in Figure 2.

[0015] Figure 3 is a block diagram of steps involved in performing a network-solicited operation wherein a capability report is provided in accordance with the present invention.

[0016] Figure 3A is a timeline illustration of the procedure illustrated in Figure 3.

[0017] DETAILED DESCRIPTION OF THE PREFERRED EMBODIMENT(S)

[0018] Hereafter, a WTRU includes, but is not limited to, a user equipment, mobile station, fixed or mobile subscriber unit, pager, PDA or any other type of device capable of operating in a wireless environment. When referred to hereafter, a base station includes but is not limited to a Node B, site controller, access point (AP) or any other type of interfacing device in a wireless environment.

[0019] Figure 1 is a simplified logical block diagram of the layers provided in a WTRU 12, it being understood that a similar layered structure is provided in the network. The objective is to convey the capabilities of the WTRU to the network so that the network can tailor the services provided to the WTRU in accordance with the WTRU's capabilities. As an example, devices such as a PDA, a laptop equipped with a wireless communication card and a cell phone may all be capable of communicating with a WLAN, but each device has different capabilities. A laptop typically has a larger memory and greater processing power than both a PDA and a cell phone. Different laptops may have different capabilities; one laptop being able to conduct video conferencing while another laptop being unable to support such services.

[0020] Referring to Figure 2, a process for WTRU registration that includes the generation and transmittal of a capability report as shown, by combining notification of services supported by the WTRU with a registration process, the network is then able to tailor the services provided to the WTRU communicating with the network. Each time a multi-WATs WTRU, also referred to as a multi-technology WTRU (i.e., a WTRU capable of operating in more than one type of wireless network), successfully registers for service with an authentication, authorization and accounting (AAA) server 16 of a 3GPP network 14 through WLAN access network 22, a WLAN application capability report is sent to the 3GPP network 14 and preferably to the home subscriber server (HSS) 18.

[0021] With reference to Figure 1, initially, the WTRU operating system 15, at step (1), directs the registry application 13 to register the WTRU with the network, for example, the WTRU registers with the 3GPP network through a WLAN. At step (2), the registry application generates and sends a capability report based on either information from the operating system 15 or applications module 17 of the WTRU to include WLAN applications that interact with the 3GPP network, such as short message service (SMS) and voice over IP (VoIP), as well as any other currently supported applications. Drivers, such as a 3GPP driver 19a and WLAN device driver 19b, as well as other drivers 19c, support the services obtained from the network. The layers 13, 17, 15 and associated drivers are also provided in the network to support registry, receipt and storage of the capability report and, subsequent thereto, to provide the services identified in the capability report obtained from the WTRU.

[0022] The WLAN capability report is preferably a list of all supported air interface (PHY) capabilities currently supported by the WTRU 12 (e.g., 802.11a, 802.11b, 802.11x, 802.16, 802.20, UMTS-FDD, UMTS-TDD, TDSCDMA, GPRS, CDMA2000, or any other type of wireless network).

[0023] The WLAN capability report preferably also includes a list of all supported applications/services currently supported by the WTRU (e.g., web browsing, email, SMS, VoIP, or any other type of wireless service). The list of supported services can be associated with certain PHY capabilities (e.g., 802.11b card with MMS service capabilities). The list may also indicate third generation (3G) interworking such as 3GPP and/or 3GPP2 (e.g., GPRS/802.11 dual-mode cards supporting GPRS based SMS services) and/or other services developed in the future for existing or future networks. Optionally, the lists can identify the type and capacity of equipment of the WTRU, i.e. whether the WTRU is a cell phone, lap top computer, etc. with memory and processing speed capacities. The information regarding the device capability may be stored in the device drivers illustrated in Figure 1.

[0024] The SMS message is preferably sent from a 3GPP network to a WTRU on an 802.11 network that is displayed to a user. The lists described above are preferably standardized.

[0025] The WLAN capability report is generated by a "thin" application program for generating the capability report. The "thin" application program can be on top of the operating system (e.g., like a Windows® program) and, being "thin," does not require thousands of lines of code, but requires only several hundred lines of code. For example, the "thin" program is provided in the WLAN/3GPP application registry (AR) 13 in the WTRU 12 shown in Figure 1, wherein the network registry queries the WTRU's operating system 15 or the applications module 17, to determine the list of relevant applications.

[0026] As illustrated in Figure 2, the capability report is preferably sent encrypted from the end user WTRU (currently on a WLAN) through WLAN access network 22 to the 3GPP AAA server 16, which forwards the report to the 3GPP HSS/HLR 18/20. The report is preferably sent encrypted via transmission control protocol/internet protocol (TCP/IP) from the WTRU 12 on the WLAN to the 3GPP AAA server 16, at step (2), and the 3GPP AAA server 16 then preferably forwards the report to the HSS 18 as part of the WLAN registration process, at step (3). The HSS/HLR 18/20 sends an acknowledgement (ACK) to the AAA server 16, at step (4) which sends an ACK to WTRU 12 through WLAN network 22, at step (5).

[0027] Thereafter, whenever the HSS/HLR 18/20 is queried for the location and capability of the user, a relevant check is made to determine if the user's WTRU supports that capability in the WLAN network.

[0028] Referring to the top portion of Figure 2, WLAN access network 22 communicates with 3GPP AAA server 16 through a Wr/Wb interface. HSS 18 and HLR 20 communicate with 3GPP AAA server 16 through interfaces Wx and D'/Gr', respectively.

[0029] As indicated in parentheses in Figure 2, the system components and steps involved in performing a registration based operation are preferably:

1. WTRU 12 generates WLAN application capability report.
2. WTRU 12 transmits report via WLAN 22 to 3GPP AAA server 16.
3. 3GPP AAA server 16 forwards report to HSS/HLR 18/20.
4. HSS/HLR 18/20 acknowledges the report to AAA server 16.
5. 3GPP 14 acknowledges the report to the WTRU 12 via WLAN 22.

Thereafter, any 3GPP node that attempts to deliver service to the WTRU in the WLAN network will check if the WTRU supports the service in WLAN mode.

[0030] The timing of these steps is shown and described in greater detail in Figure 2A, wherein a capability report is created at step S1, the WTRU 12 generating a WLAN application capability report and, at step S2, transmitting the report to the 3GPP AAA server 16 through WLAN 22 (shown in Figure 2). The 3GPP AAA server 16, at step S3, forwards the report to HSS 18 and HSS 18, at step S4, stores the report and, at step S5, acknowledges the report, sending an acknowledgement (ACK) to AAA server 16. AAA server 16, at step S6, sends an ACK to WTRU 12 through WLAN access network 22. Then, any 3GPP node that delivers service to the WTRU 12 in the WLAN network can first determine if the WTRU supports the service when operating in WLAN mode, by accessing HSS 18.

[0031] Referring now to Figure 3, the system components are the same as those shown in Figure 2. The preferred steps involved in performing a network-solicited capability operation, as indicated in parentheses in Figure 3, can be summarized as follows:

1. SMS message is sent from SC 24.
2. GMSC 26 queries HSS 18 about WTRU 12 location.
3. HSS 18 returns PDG/WAG 28 address.
4. GMSC 26 forwards SMS to PDG/WAG 28.

5. PDG/WAG 28 queries the WTRU 12 via WLAN 22 about SMS capabilities.

6. WTRU 12 lists all service capabilities and reports to PDG/WAG 28. If successful, PDG/WAG 28 delivers SMS to WTRU 12 through WLAN 22.

[0032] • Timing of these steps is shown in Figure 3A wherein a capability report has not previously been provided. In this embodiment, a short message system (SMS) message is sent from service center (SC) 24 to a gateway Mobile Switching Center (MSC) or an interworking MSC for SMS (GMSC/IWSMC) 26, at step S1, and responsive thereto, GMSC/IWSMC 26, at step S2, queries HSS 18 about the WTRU location. The HSS 18, at step (3), provides a packet data gateway or a wireless application gateway (PDG/WAG) address to the GMSC/IWSMC 26 and the GMSC/IWSMC 26, at step S4, forwards the SMS message to the PDG/WAG 28. The PDG/WAG 28, at step S5, queries the WTRU 12 (through WLAN access network 22 shown in Figure 3) about its SMS capabilities and WTRU 12, at step S6, and through WLAN access network 22, lists all service capabilities and provides a report to the PDG/WAG 28. Then, if successful, the PDG/WAG 28, at step S7, delivers SMS to WTRU 12. If not successful, the PDG/WAG 28 denies service, at step S7A.

[0033] It should be noted that although the present invention has been described in connection with an interworking 3GPP and WLAN, it is important to note that the present invention may be implemented in all types of wireless communication systems and further in any combination.

*

*

*

CLAIMS

What is claimed is:

1. A wireless transmit/receive unit (WTRU) comprising:
 - a receiver configured to receive a request for service capabilities from a service center via a wireless local area network (WLAN) access gateway;
 - an application module having at least one WLAN application capable to interact with a cellular network;
 - a registration message generator configured to query the application module of the WTRU for information to generate a list of applications or services supported by the WTRU, and configured to generate a registration message including a wireless local area network (WLAN) capability report based on information obtained in response to the query;
 - a transmitter configured to transmit the registration message to the WLAN access gateway; and
 - a receiver configured to receive a service from the service center via the WLAN in response to the registration message.
2. The WTRU of claim 1, wherein the transmitter is configured to transmit the registration message during registration with the cellular network.
3. The WTRU of claim 1, wherein the transmitter is configured to transmit the registration message by indicating that the WTRU is configured to communicate using 802.11a technology, 802.11b technology, 802.11c technology, 802.11g technology, or 802.11h technology.

4. The WTRU of claim 1, wherein the transmitter is configured to transmit the registration message to a GSM network, a 3GPP network, a GPRS network, or a UMTS network.

5. The WTRU of claim 1, wherein the receiver is configured to receive an acknowledgement from the cellular network via the WLAN.

6. The WTRU of claim 5, wherein the receiver is configured to receive the acknowledgement in a registration acknowledgement message.

7. The WTRU of claim 1, wherein:
the registration message generator is a thin application program.

8. A method implemented in a wireless transmit/receive unit (WTRU) for use in wireless communication, the method comprising:

receiving a request for service capabilities from a service center via a wireless local area network (WLAN) access gateway;

querying an operating system of the WTRU or an applications module of the WTRU for information to generate a list of applications or services supported by the WTRU;

generating a registration message including a wireless local area network (WLAN) capability report based on information obtained in response to the query;

transmitting, by the WTRU, the registration message to the WLAN access gateway; and

receiving, at the WTRU, a service from the service center via the WLAN in response to the registration message.

9. The method of claim 8, wherein the transmitting is performed during registration with a cellular network.

10. The method of claim 8, wherein the transmitting includes indicating that the WTRU is configured to communicate using 802.11a technology, 802.11b technology, 802.11c technology, 802.11g technology, or 802.11h technology.

11. The method of claim 8, wherein the transmitting includes transmitting via a GSM network, a 3GPP network, a GPRS network, or a UMTS network.

12. The method of claim 8, further comprising:
receiving an acknowledgement from a cellular network via the WLAN.

13. The method of claim 12, wherein the receiving the acknowledgement includes receiving a registration acknowledgement message.

14. The method of claim 8, further comprising:
using a thin application program for the querying and generating the registration message.

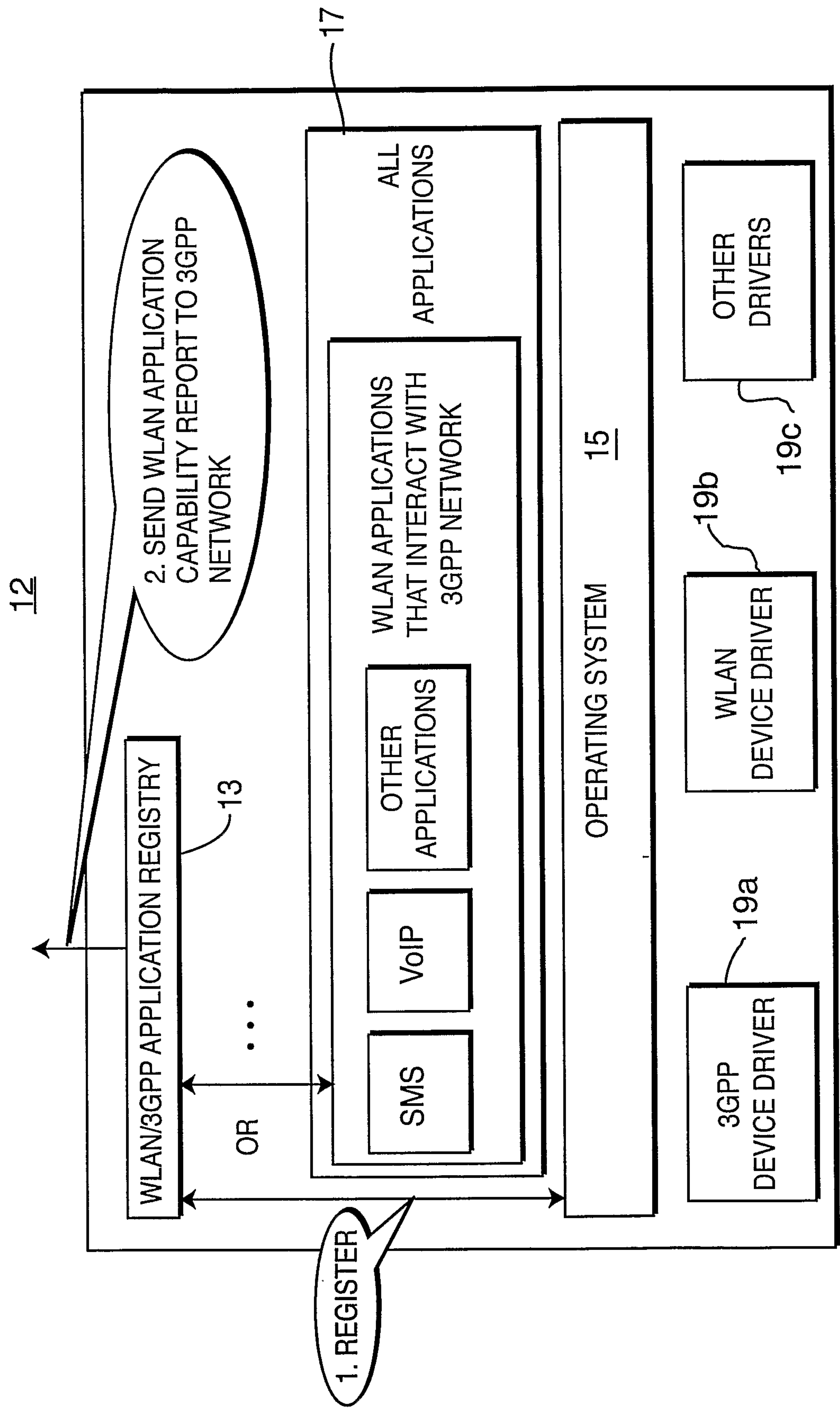


FIG. 1

FIG. 2

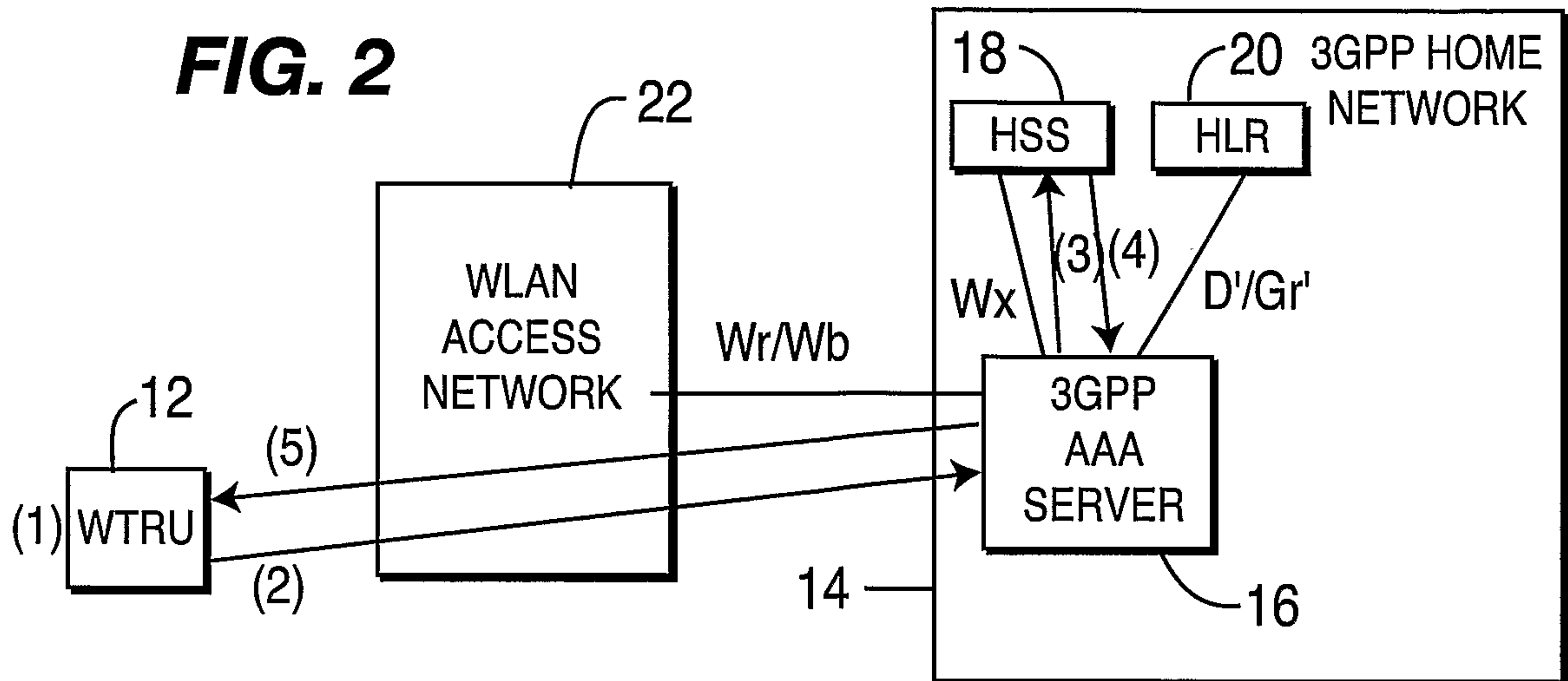
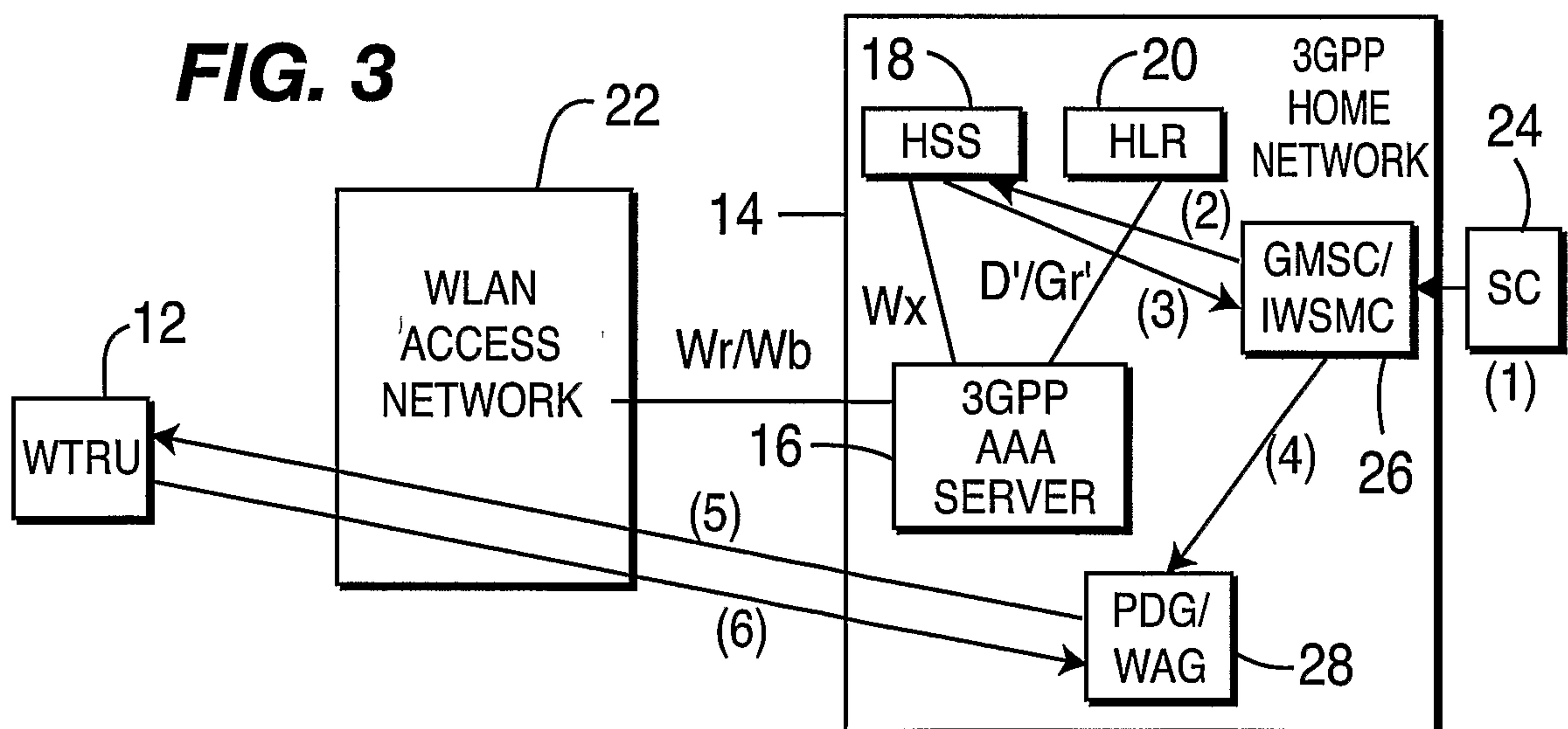
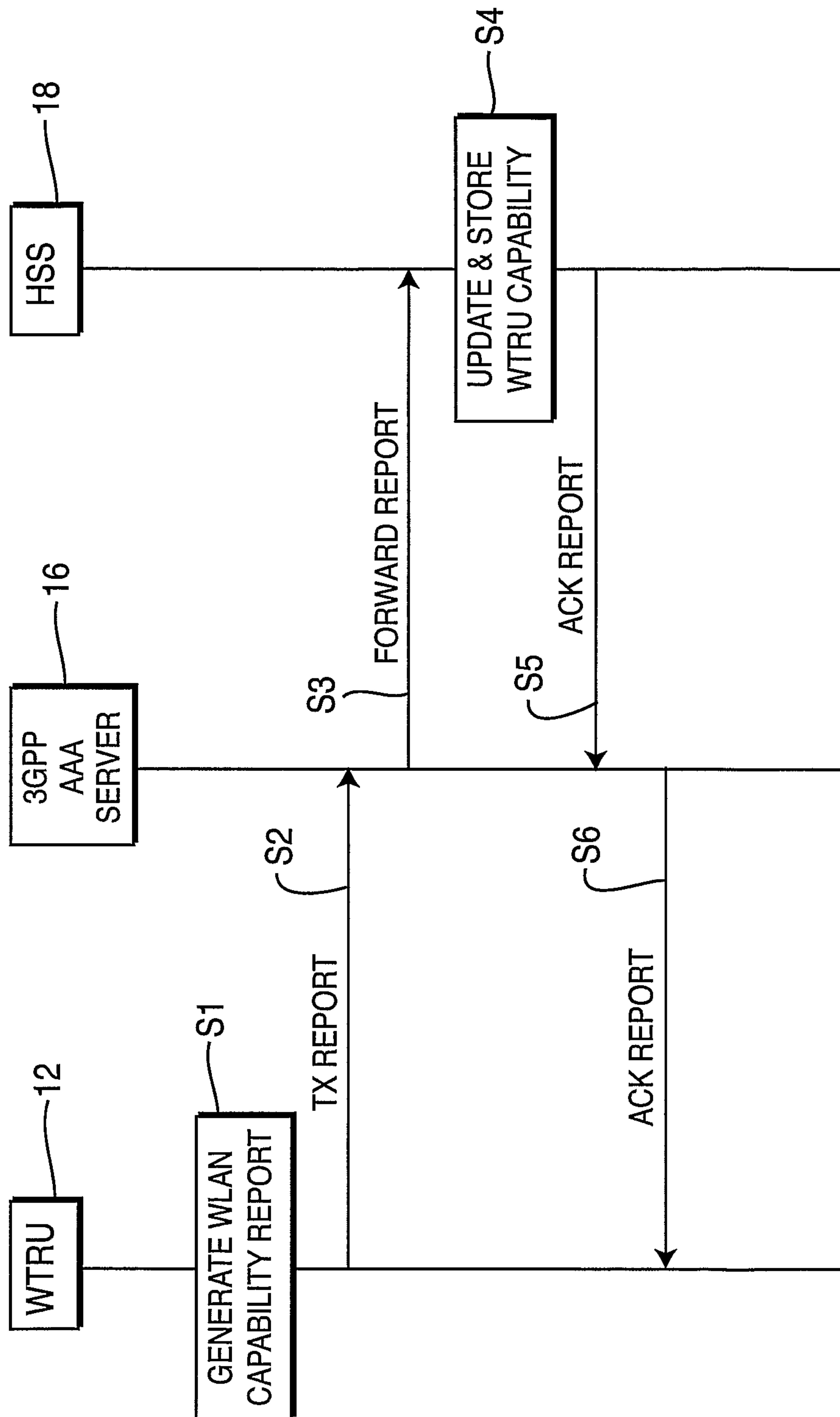
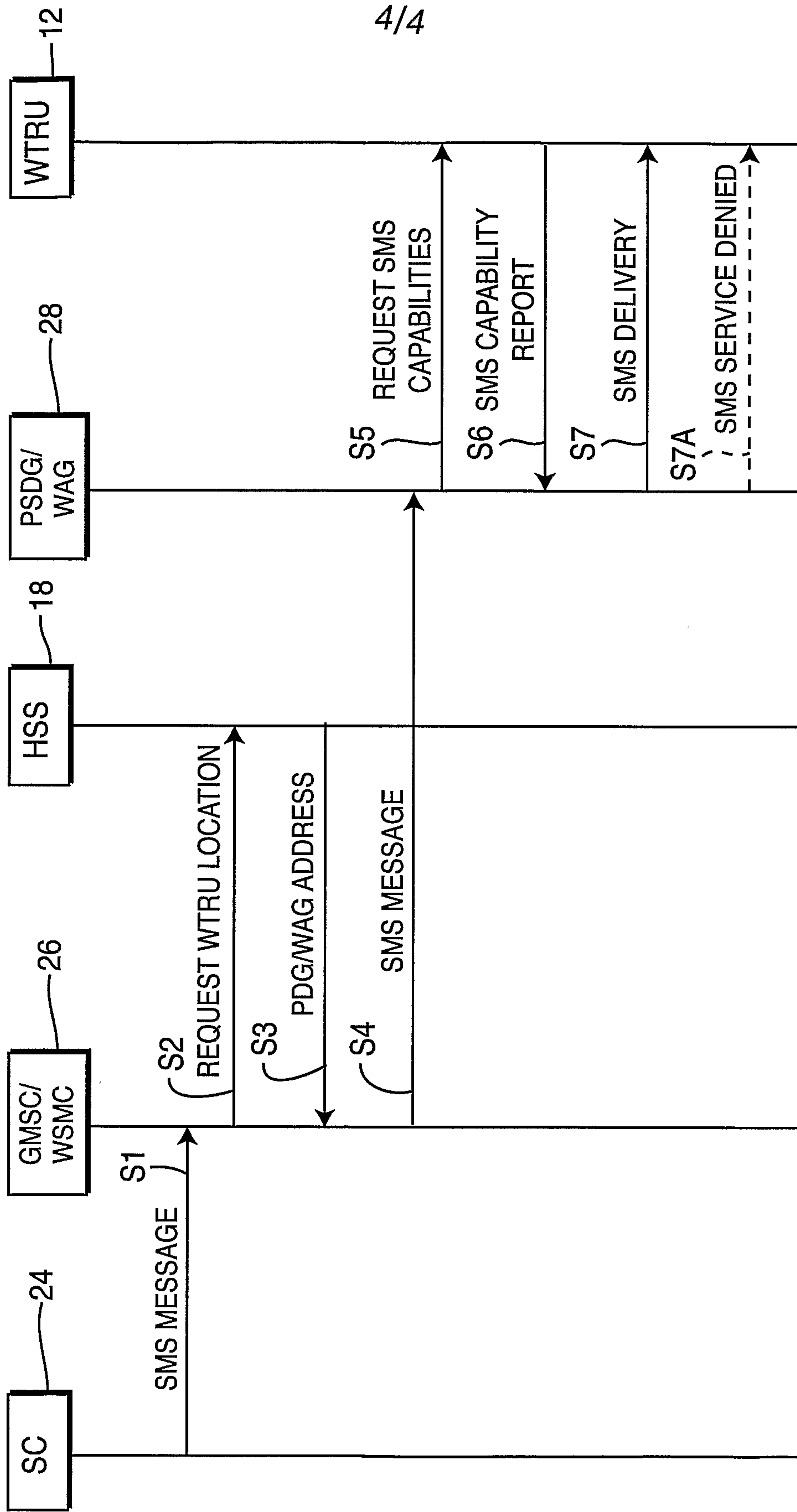


FIG. 3



3/4

**FIG. 2A**

**FIG. 3A**

