

(No Model.)

T. G. MANDT.  
WAGON BODY FASTENER.

No. 413,529.

Patented Oct. 22, 1889.

FIG. 2.

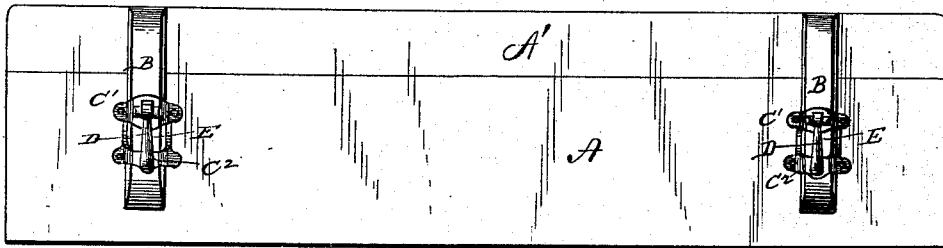


FIG. 2.

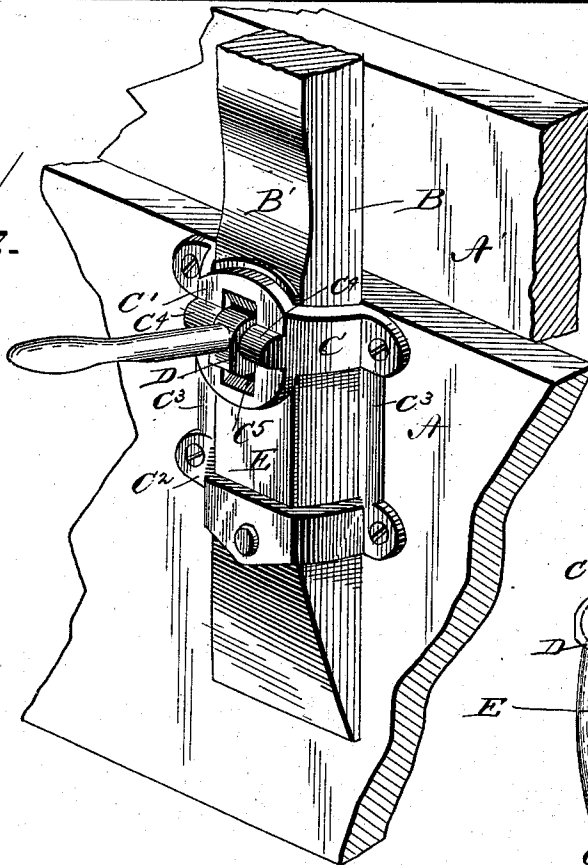
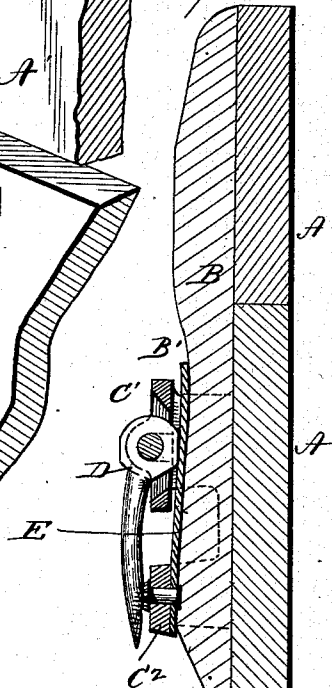


FIG. 3.



WITNESSES:

*F. L. Ouyard*  
*C. F. Ekisholm*

Inventor:

*T. G. Mandt*  
*J. S. Duggan*  
Attorneys

# UNITED STATES PATENT OFFICE.

TARGE G. MANDT, OF STOUGHTON, WISCONSIN.

## WAGON-BODY FASTENER.

SPECIFICATION forming part of Letters Patent No. 413,529, dated October 22, 1889.

Application filed September 4, 1889. Serial No. 322,935. (No model.)

*To all whom it may concern:*

Be it known that I, TARGE G. MANDT, a citizen of the United States, and a resident of Stoughton, in the county of Dane and State of Wisconsin, have invented certain new and useful Improvements in Wagon-Body Fasteners; and I do hereby declare that the following is a full, clear, and exact description of the invention, which will enable others skilled in the art to which it appertains to make and use the same.

My invention relates to improvements in wagon-body fasteners adapted for use in connection with sectional wagon-bodies—that is to say, a wagon-body comprising a top and bottom portion. It is the common and general practice to fasten the top section to the bottom section of the wagon-body by means of straps, hooks, and staples, which are defective, in that they become detached and lost, owing to the hard usage to which they are subjected.

The object of my invention is the production of a simple, durable, and inexpensive fastening which will secure the top section to the bottom section in a reliable manner, and which will quickly secure the said top section and will permit the same to be quickly detached.

To attain the desired object, the invention consists of the novel device illustrated, described, and specifically claimed herein.

Figure 1 represents a side view, on a reduced scale, of a wagon-body provided with my improved fastening. Fig. 2 represents a perspective view of the fastener on an enlarged scale, and Fig. 3 represents a vertical central section thereof.

Referring by letter to the drawings, A designates the bottom of the wagon-body, and A' the top thereof. To the top section is secured a bar or strip B, which is provided with a depression or recess B', and to the other section is secured the casting C, or, as it may be more properly termed, a "case" or "box." This case or box comprises the front and rear loops or staples C' and C<sup>2</sup>, connected by bars C<sup>3</sup>, and secured to the bottom section by screws or like fastenings. The staple C' is provided with

lugs C<sup>4</sup> and an opening C<sup>5</sup>, and arranged in the opening and journaled in the lugs C<sup>4</sup> is a cam-lever or eccentric D, adapted to bear on the outer free end of the spring or spring-plate E, secured at one end to the staple C, and having its other end arranged under the cam D and adapted to be acted upon by the same. The free end of the spring is slightly beveled or turned up to enable it to fit snugly in the depressions B' of the strip B.

From the description and drawings the manner of operating the device is obvious. To fasten the top to the bottom section, the strip on the top is pushed into the case, and when in the cam-lever is depressed, forcing the beveled end of the spring into the depression of the strip, and thereby firmly and reliably securing the top and bottom sections, as is evident.

Having thus described my invention, I claim and desire to secure by Letters Patent of the United States—

1. In a wagon-top fastener, the combination, with the depending strip, of the case adapted to receive said strip, the spring in said case, and the cam-lever for forcing the spring against the strip to secure the same, substantially as described.

2. In a wagon-top fastener, the combination, with the strip having the depression therein, of the case having the spring, and the cam-lever for causing the spring to engage the depression and secure the strip in the case, substantially as described.

3. In a wagon-top fastener, the combination, with the strip, of the case to receive the same, consisting of the staples, the cam-lever pivoted in one of the staples, and the spring having one end secured and the other end free and turned up or beveled slightly, substantially as and for the purpose described.

In testimony that I claim the foregoing as my own I have hereunto affixed my signature in presence of two witnesses.

TARGE G. MANDT.

Witnesses:

JOHN LIND,  
S. D. PETERSON.