

D. C. RIPLEY.

Lamp.

No. 87,367.

Patented Mar. 2, 1869.

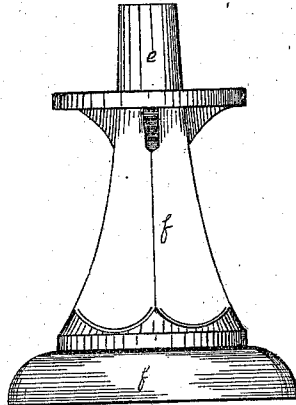


Fig. 1.

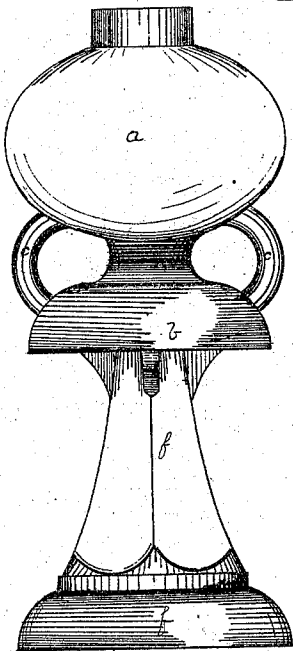


Fig. 3.

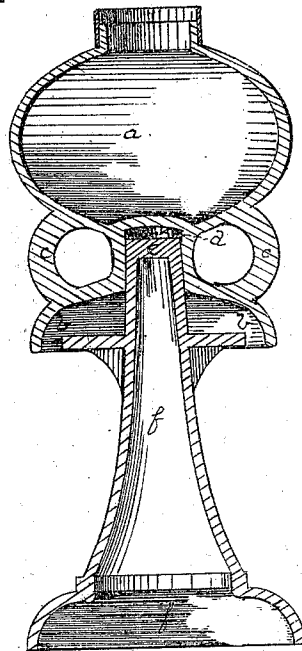


Fig. 2.

Witnesses:
R. Wrenshall
Thos. B. Kerr

Inventor:
D. C. Ripley,
by Batewell & Christy, his Attys.



DANIEL C. RIPLEY, OF PITTSBURG, PENNSYLVANIA.

Letters Patent No. 87,367, dated March 2, 1869.

IMPROVEMENT IN LAMPS.

The Schedule referred to in these Letters Patent and making part of the same.

To all whom it may concern:

Be it known that I, DANIEL C. RIPLEY, of Pittsburg, in the county of Allegheny, and State of Pennsylvania, have invented a new and useful Improvement in the Manufacture of Lamps; and I do hereby declare the following to be a full, clear, and exact description thereof, reference being had to the accompanying drawing, making a part of this specification, in which—

Figure 1 is a side elevation of the pedestal I use as a support or stand for a hand lamp;

Figure 2 is a horizontal section; and

Figure 3 is a side elevation of the lamp and pedestal.

Like letters of reference indicate like parts of each.

My invention consists of a lamp, made in two or more parts, the upper portion, when detached, so constructed as to answer the purpose of a hand or low lamp, having a foot, or base, and with or without handles, the under or lower portion to be a support, or pedestal, on which such top or upper portion rests, making a stand-lamp and hand-lamp combined in one.

To enable others skilled in the art to make and use my invention, I will proceed to describe its construction and manner of use.

In manufacturing, I use glass, metal, or other material commonly used, or suitable for such purposes.

I shall describe them as made of glass, and if other material be employed, no other change is required than such as arises from the different mode in which such material must be worked.

Fig. 2 represents, mounted on a pedestal, a footed hand-lamp, of any known or desirable form or construction, as regards the bowl *a*, foot *b*, and handle, or handles, *c*, and made in moulds, by pressing and blowing, in the usual or any known way.

By a plunger, or projection in the bottom of the moulds, extending up into the cavity, I make a socket, or recess, *d*, in the lower face of the foot *b*, or in the stem of the lamp, or the prolongation of the stem, and in the axial line of the globe *a*.

This socket is of the proper size and shape to receive a pin, or projection, *e*, on the upper end of the pedes-

tal, or support, *f*, which pedestal is made in a mould, of the proper construction, in the manner usually practised in the manufacture of like articles of glass-ware.

The form, size, and finish of the pedestal may be varied at pleasure, but I preferably so make it, that when the lamp is mounted thereon, as in fig. 3, the two will give a combination-lamp, of a neat and highly-ornamental appearance.

If so desired, the stem of the pedestal may be divided, and the upper end of each branch have a projection, *e*, for a separate hand-lamp.

The joint made by the projection *e* and socket *d* is such, that while the hand-lamp shall, when mounted, rest safely on its pedestal, it may be lifted off at pleasure, for separate use as a hand-lamp, and as easily replaced.

Thus, by the addition of a pedestal, and pin-and-socket joint, I adapt an ordinary hand-lamp for its common use as such, and also for use as a cheap but ornamental table or parlor-lamp, the additional cost being but small.

Instead of a pin-and-socket joint, made as described, any other similar mode of connecting the two may be adopted, as, for example, a stem may project from the bowl of a hand-lamp, or from the inside of a cup-shaped foot, and when the lamp is mounted on its pedestal, enter a socket in the upper end of the pedestal; or, the upper end of the pedestal may have a cup-shape, and the lamp be set inside of it; and such, or other equivalent modes of connecting the two, I include in my invention.

What I claim as my invention; and desire to secure by Letters Patent, is—

A footed hand-lamp, furnished with a detachable pedestal, substantially as and for the purposes hereinbefore set forth.

In testimony whereof, I, the said DANIEL C. RIPLEY, have hereunto set my hand.

DANIEL C. RIPLEY.

Witnesses:

JOHN GLENN,
G. H. CHRISTY.