



US00D592582S

(12) **United States Design Patent**
Tamm et al.

(10) **Patent No.:** **US D592,582 S**

(45) **Date of Patent:** **** May 19, 2009**

(54) **FLYING BOAT**

(75) Inventors: **Hans-Joachim Tamm**, Bad Doberan (DE); **Dieter Puls**, Rostock (DE)

(73) Assignee: **MTE Meerestechnik Engineering GmbH**, Rostock (DE)

(**) Term: **14 Years**

(21) Appl. No.: **29/285,761**

(22) Filed: **Apr. 10, 2007**

(30) **Foreign Application Priority Data**

Oct. 11, 2006 (DE) 4 06 05 232

(51) **LOC (9) Cl.** **12-12**

(52) **U.S. Cl.** **D12/319**

(58) **Field of Classification Search** D12/319,
D12/343, 345, 333; 244/45 R, 45 A, 13,
244/15, 215

See application file for complete search history.

(56) **References Cited**

U.S. PATENT DOCUMENTS

4,848,702 A * 7/1989 Riggins 244/105

D319,805 S * 9/1991 Wiegert D12/333
D500,981 S * 1/2005 Wilding et al. D12/319
D541,207 S * 4/2007 Seidel D12/343

* cited by examiner

Primary Examiner—Lisa P Lichtenstein
(74) *Attorney, Agent, or Firm*—Jordan and Hamburg LLP

(57) **CLAIM**

The ornamental design for a flying boat, as shown and described.

DESCRIPTION

FIG. 1 is a top front perspective view showing our new design;
FIG. 2 is a rear top perspective view thereof;

FIG. 3 is a right side elevational view thereof, a left side elevational view being identical to the right side elevational view shown;

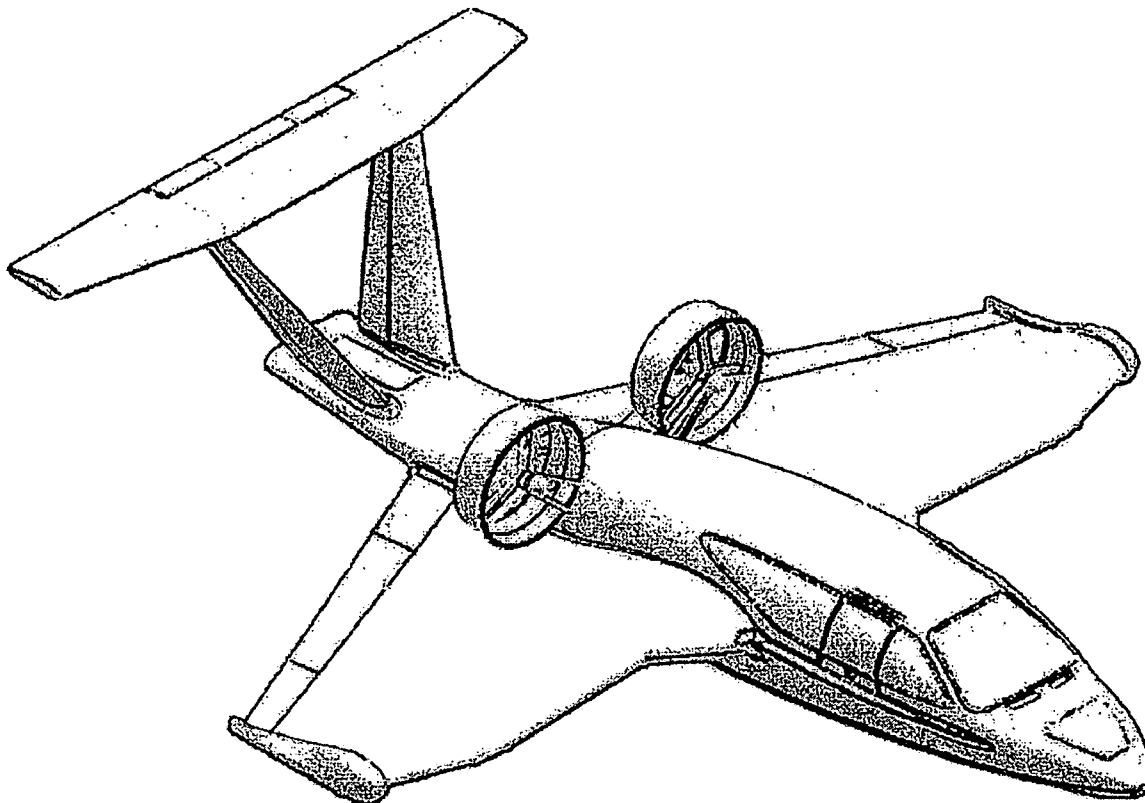
FIG. 4 is a top plan view thereof;

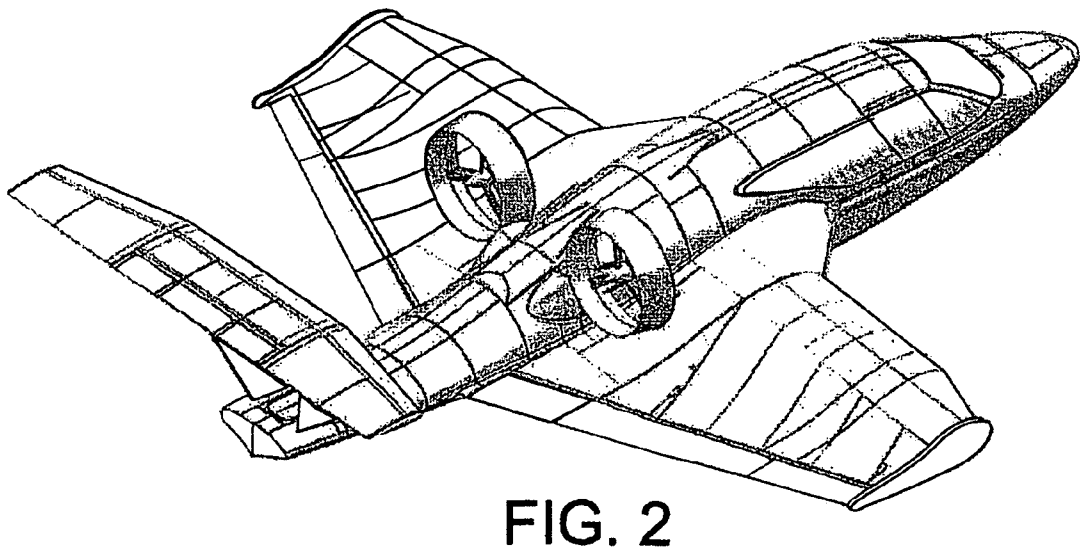
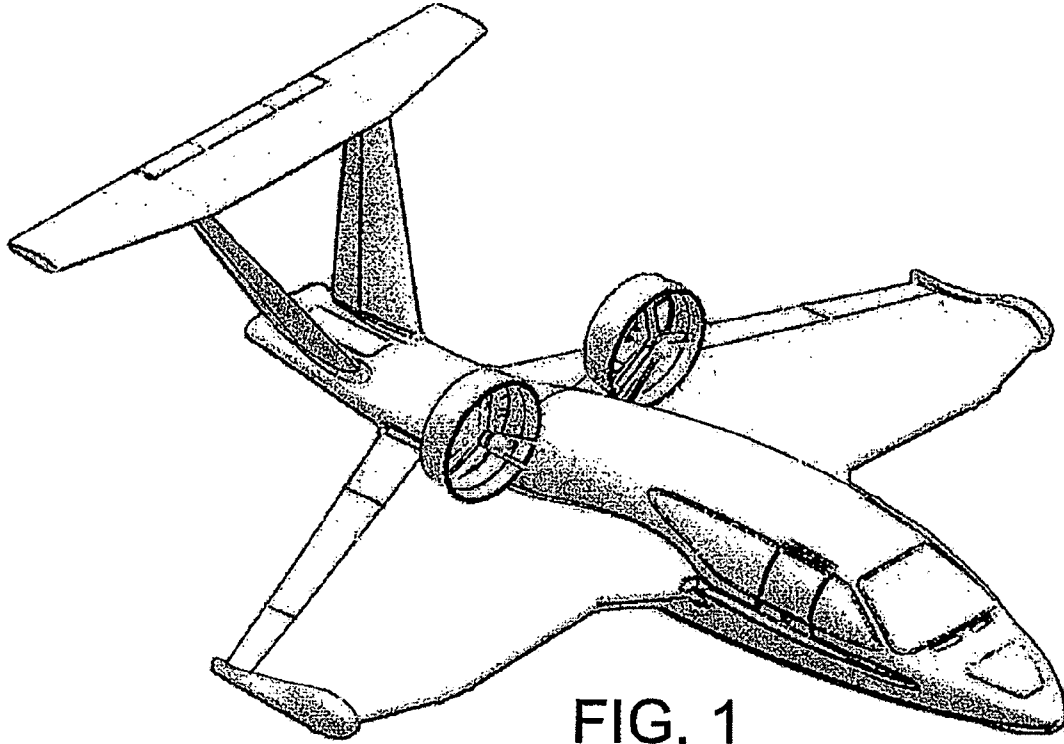
FIG. 5 is an enlarged front elevational view thereof;

FIG. 6 is an enlarged rear elevational view thereof; and,

FIG. 7 is a bottom plan view thereof.

1 Claim, 4 Drawing Sheets





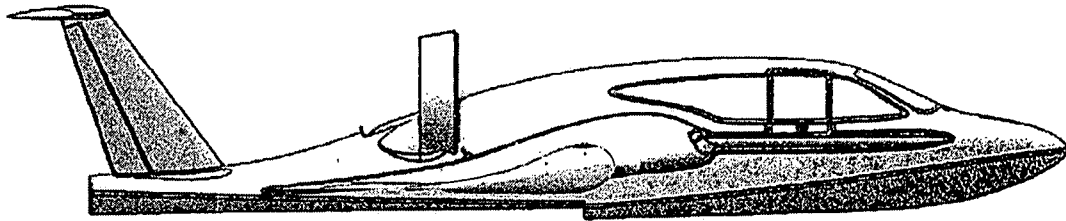


FIG. 3

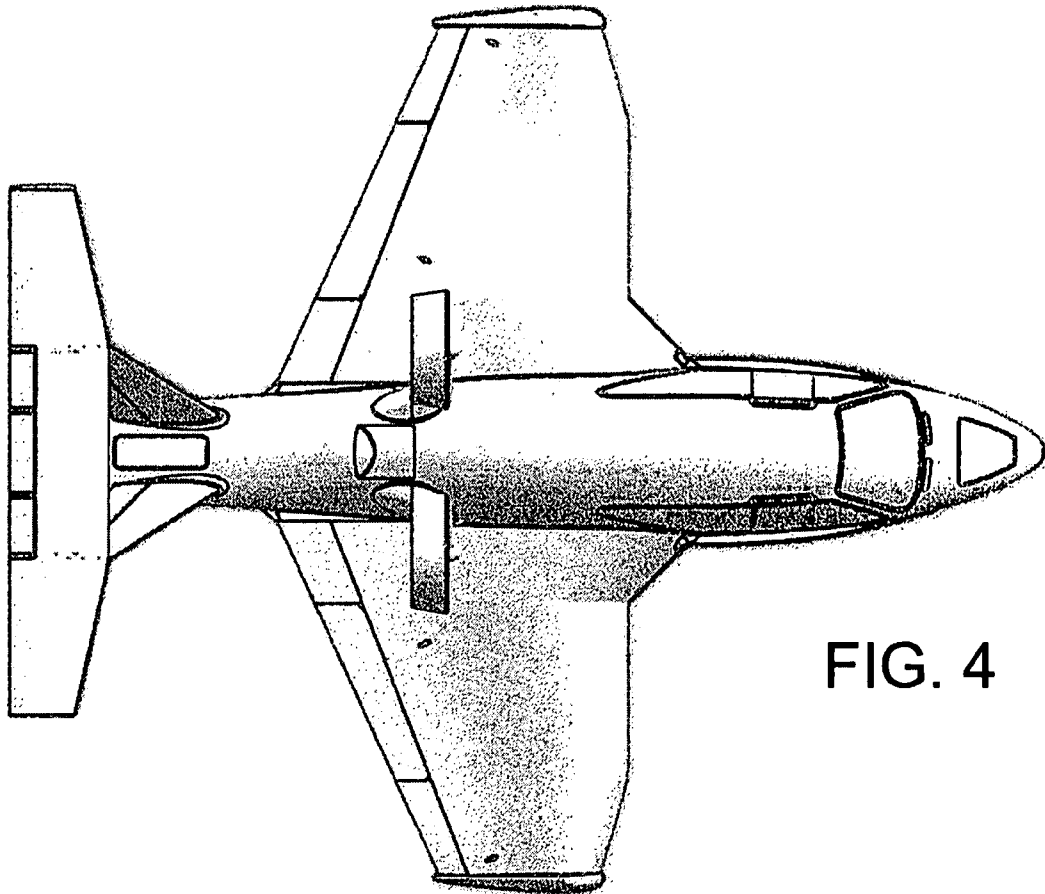


FIG. 4




FIG. 5




FIG. 6

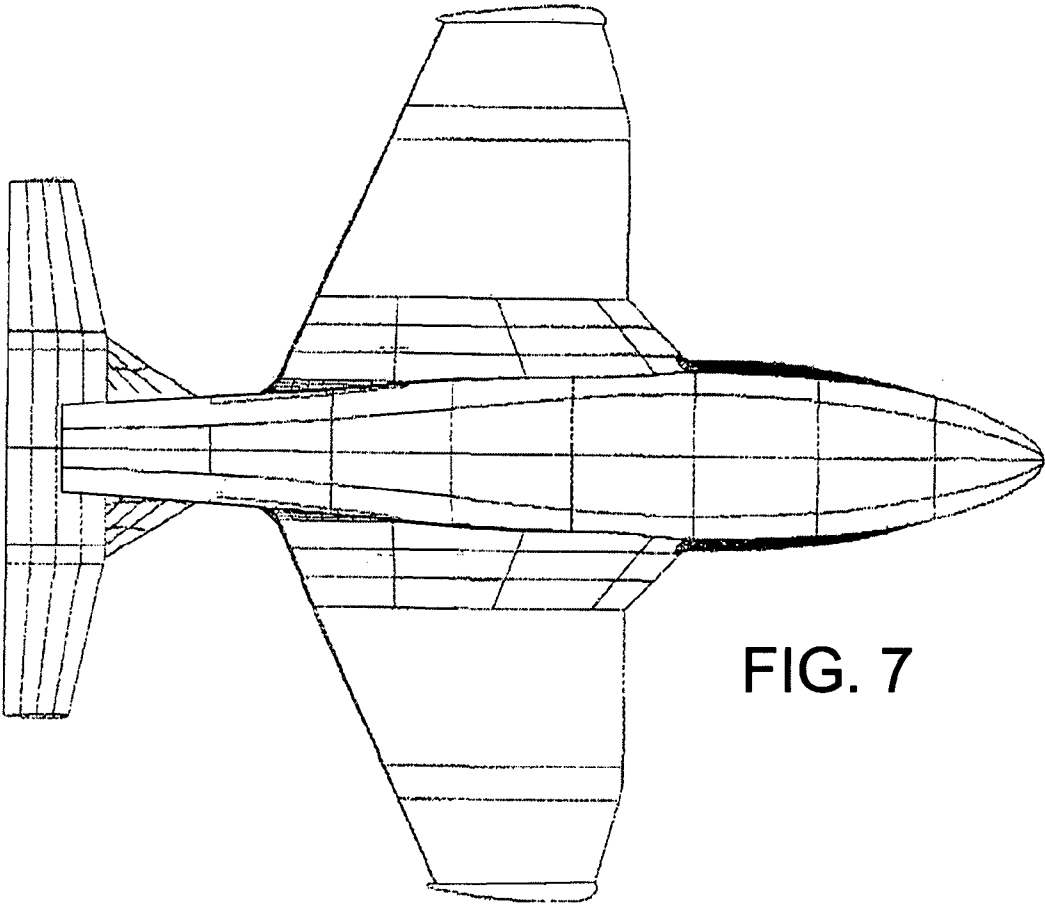


FIG. 7