



US00D729075S

(12) **United States Design Patent**  
**Delhotal**

(10) **Patent No.:** **US D729,075 S**

(45) **Date of Patent:** **\*\* May 12, 2015**

(54) **WATCH**

(75) Inventor: **Philippe Delhotal**, Brügg (CH)

(73) Assignee: **La Montre Hermes S.A.**, Brugg (CH)

(\*\*) Term: **14 Years**

(21) Appl. No.: **29/429,461**

(22) Filed: **Aug. 10, 2012**

(30) **Foreign Application Priority Data**

Feb. 13, 2012 (WO) ..... DM/077 712

(51) **LOC (10) Cl.** ..... **10-02**

(52) **U.S. Cl.**  
USPC ..... **D10/32; D10/126**

(58) **Field of Classification Search**  
CPC ..... G04B 19/00; G04B 19/04; G04B 19/06;  
G04B 19/08; G04B 19/10; G04B 19/30;  
G04B 37/0058; G04B 37/08; G04B 37/081;  
G04B 37/086; G04B 39/00; G04B 39/02;  
G04G 17/00; G04G 17/02  
USPC ..... D10/30-39, 122-132, 1-29; 368/10,  
368/21, 62, 76, 80, 223, 228, 276, 277, 281,  
368/291, 292, 294, 309  
See application file for complete search history.

(56) **References Cited**

**U.S. PATENT DOCUMENTS**

D74,428 S	2/1928	Goldfield	
D78,487 S *	5/1929	Schwab et al.	D10/39
D186,180 S	9/1959	Diamond	
3,748,849 A *	7/1973	Takagi	368/292
4,241,442 A *	12/1980	Grohoski	368/294
4,548,514 A *	10/1985	Ganter	368/291
D356,269 S	3/1995	Milovanovic	
D405,016 S	2/1999	Bach	
D420,921 S	2/2000	Clerc	

D430,042 S	8/2000	Schopfer	
D452,449 S	12/2001	Hegi	
D459,241 S	6/2002	Bodino	
D460,002 S	7/2002	Wunderman	
D485,768 S	1/2004	Baumann	
D491,473 S *	6/2004	Afshar	D10/32
D493,111 S	7/2004	Afshar	
D493,729 S *	8/2004	Monachon	D10/32
D525,537 S *	7/2006	Monachon	D10/32
D526,217 S	8/2006	Kawashima	

(Continued)

**OTHER PUBLICATIONS**

US Office Action received in connection with U.S. Appl. No. 29/429,456; DTD Jan. 15, 2013.

*Primary Examiner* — Martie K Holtje

(74) *Attorney, Agent, or Firm* — Foley & Lardner LLP


(57) **CLAIM**

I claim the ornamental design for a watch, as shown and described.

**DESCRIPTION**

FIG. 1 is a front elevation view of a watch of the claimed design;  
FIG. 2 is a rear elevation view of the watch shown in FIG. 1;  
FIG. 3 is a right side elevation view of the watch shown in FIG. 1;  
FIG. 4 is a left side elevation view of the watch shown in FIG. 1;  
FIG. 5 is a top plan view of the watch shown in FIG. 1;  
FIG. 6 is a bottom plan view of the watch shown in FIG. 1; and,  
FIG. 7 is a perspective view of the watch shown in FIG. 1.  
The structural elements depicted by broken lines in FIG. 2 have been shown for the purpose of illustrating portions of the watch that form no part of the claimed design.

**1 Claim, 7 Drawing Sheets**



(56)

**References Cited**

U.S. PATENT DOCUMENTS

D527,668 S \* 9/2006 Calvani ..... D10/126  
D531,064 S \* 10/2006 Senggen et al. .... D10/32  
D555,519 S \* 11/2007 Borraccino et al. .... D10/39  
D577,297 S 9/2008 Lalo

D578,022 S \* 10/2008 Salemi ..... D10/32  
D580,279 S 11/2008 Wunderman  
D624,834 S \* 10/2010 Modolo ..... D10/39  
D629,704 S \* 12/2010 Furetta ..... D10/32  
D629,705 S \* 12/2010 Furetta ..... D10/32  
D649,888 S 12/2011 Jamin  
D688,580 S \* 8/2013 Delhotal ..... D10/124

\* cited by examiner

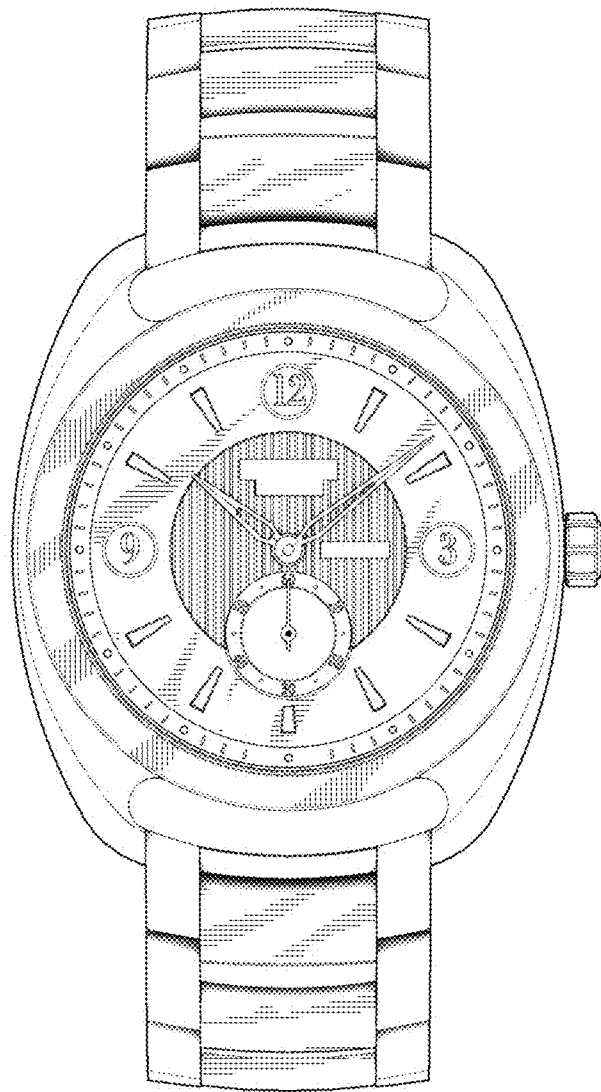


Fig.1

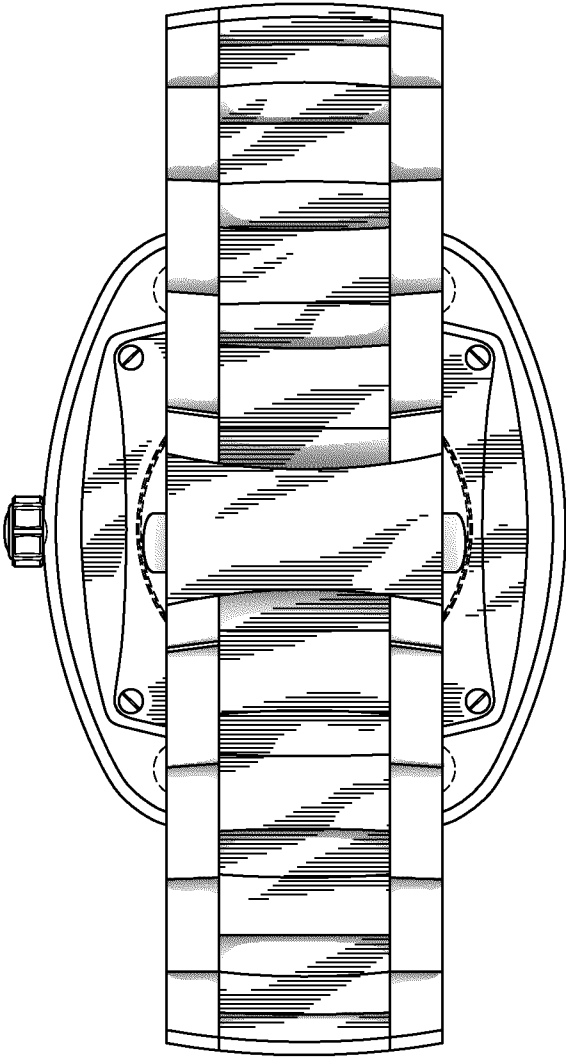


Fig. 2

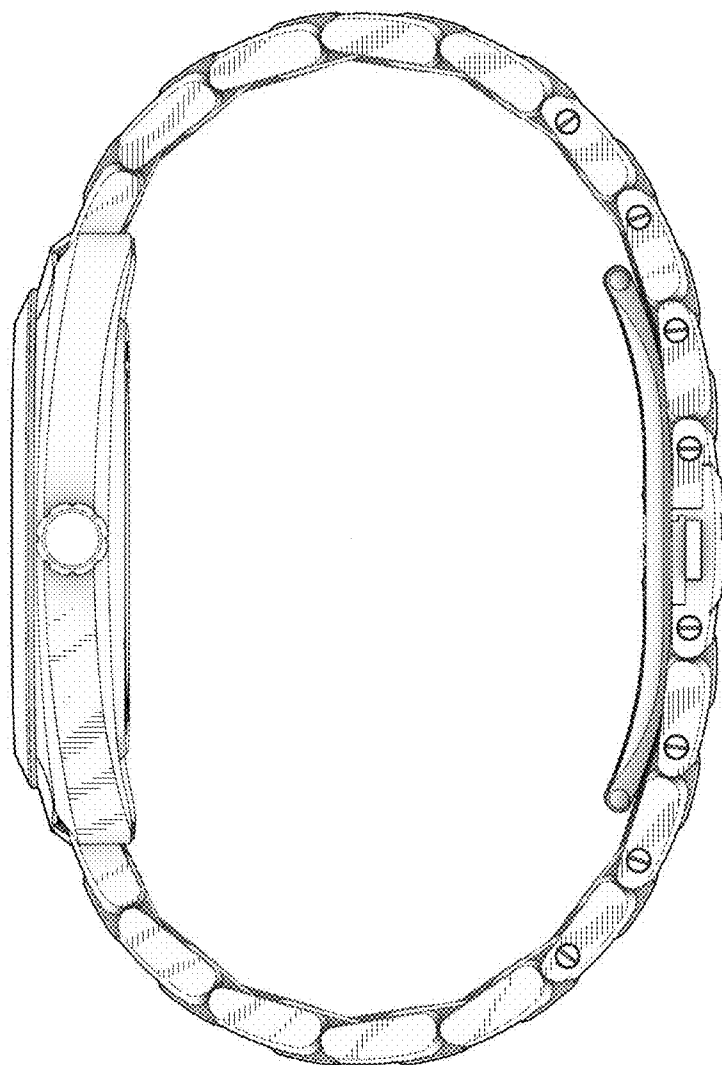


Fig.3

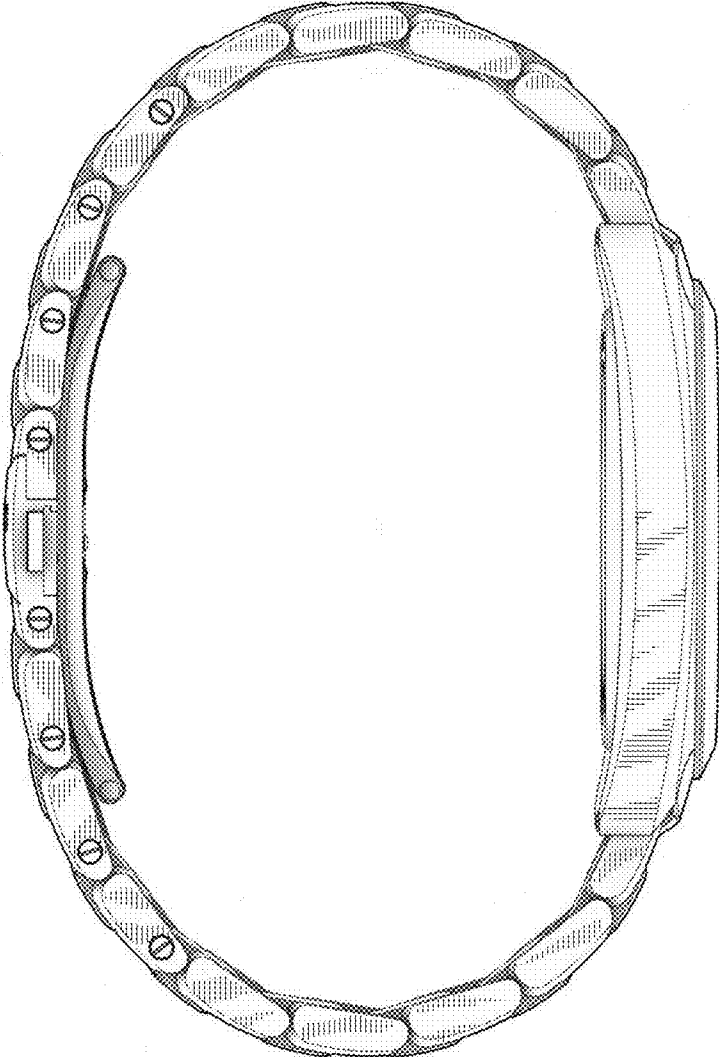


Fig.4

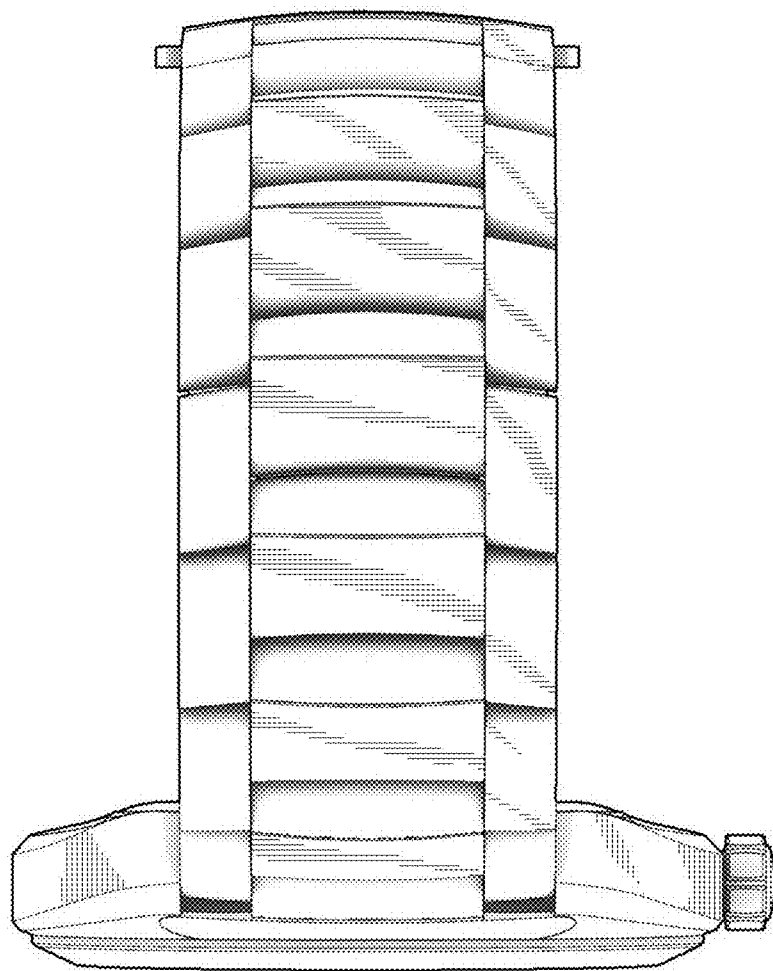


Fig.5

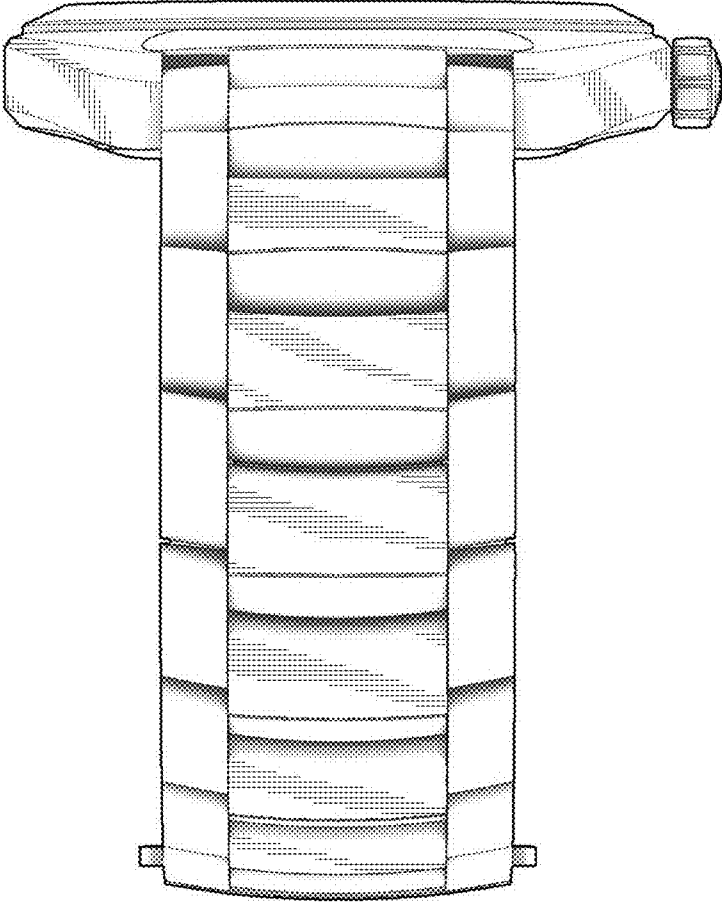


Fig.6



Fig.7