



(86) Date de dépôt PCT/PCT Filing Date: 2007/03/28  
(87) Date publication PCT/PCT Publication Date: 2007/11/15  
(45) Date de délivrance/Issue Date: 2013/05/21  
(85) Entrée phase nationale/National Entry: 2008/10/24  
(86) N° demande PCT/PCT Application No.: IB 2007/000893  
(87) N° publication PCT/PCT Publication No.: 2007/129155  
(30) Priorité/Priority: 2006/05/08 (US11/430,266)

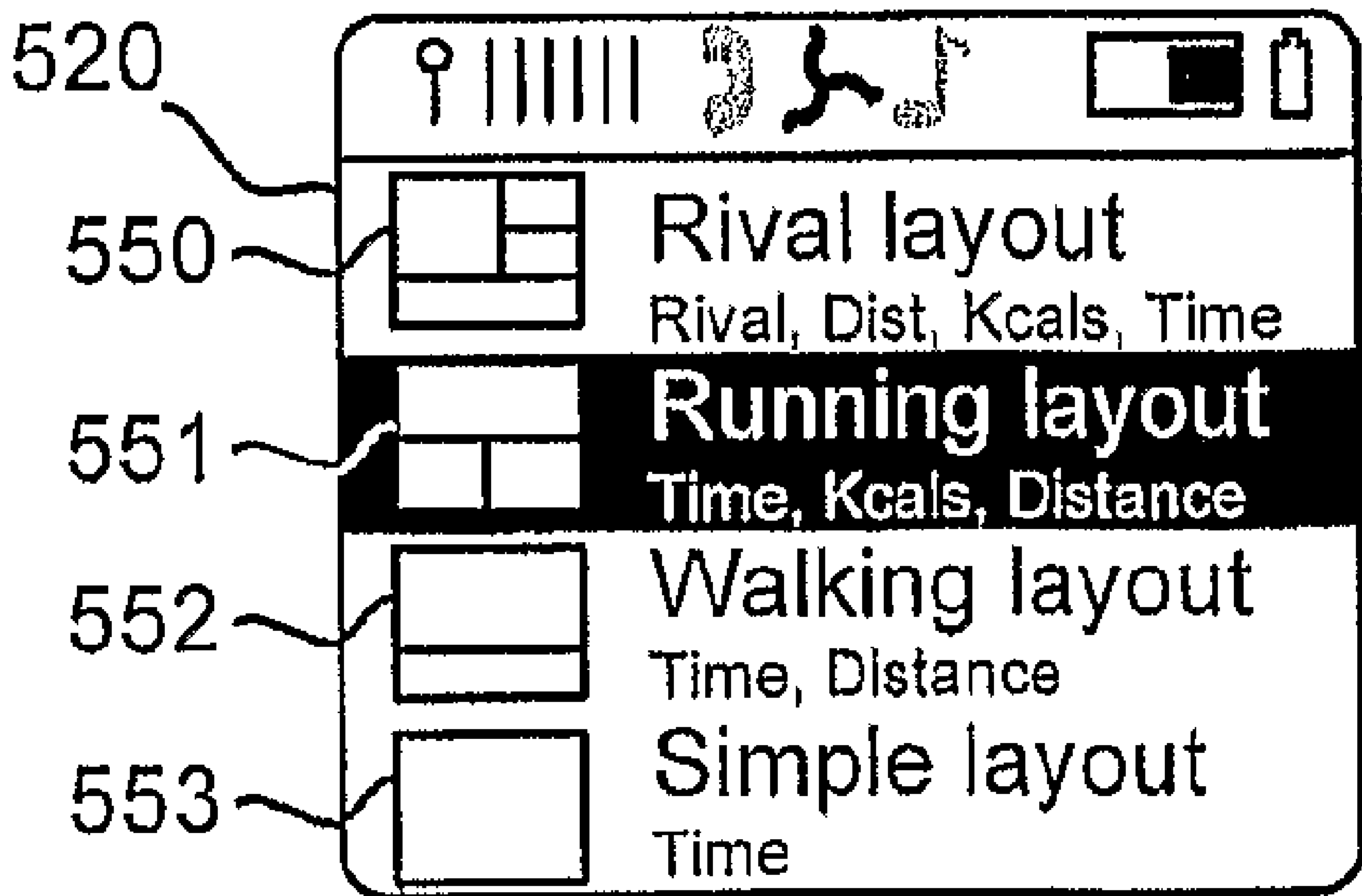
(51) Cl.Int./Int.Cl. *A61B 5/00* (2006.01),  
*A61B 5/22* (2006.01), *A63B 24/00* (2006.01),  
*A61B 5/11* (2006.01)

(72) Inventeurs/Inventors:  
NURMELA, MARJA-LEENA, FI;  
TUORILA, HEINI, FI;  
REED, DOMINICK, GB

(73) Propriétaire/Owner:  
NOKIA CORPORATION, FI

(74) Agent: SIM & MCBURNEY

(54) Titre : TERMINAL DE COMMUNICATION MOBILE AMELIORE ET PROCEDE  
(54) Title: IMPROVED MOBILE COMMUNICATION TERMINAL AND METHOD



(57) Abrégé/Abstract:

It is presented a method for providing a user interface of an exercise application of a mobile communication terminal comprising a display. The method comprises: accepting a first input defining a user layout of containers for exercise related measurements; accepting a second input for associating an exercise related measurement with each of the containers; and when exercising is



(57) **Abrégé(suite)/Abstract(continued):**

determined to have begun, displaying the user layout of the containers on the display, each container showing an associated exercise related measurement. Further methods, mobile terminals, system, and computer program products related to exercise applications in mobile terminals are also presented.

## (12) INTERNATIONAL APPLICATION PUBLISHED UNDER THE PATENT COOPERATION TREATY (PCT)

(19) World Intellectual Property Organization  
International Bureau



(43) International Publication Date  
15 November 2007 (15.11.2007)

PCT

(10) International Publication Number  
**WO 2007/129155 A3**

## (51) International Patent Classification:

*A61B 5/00* (2006.01)      *A63B 24/00* (2006.01)  
*A61B 5/22* (2006.01)      *A61B 5/11* (2006.01)

## (21) International Application Number:

PCT/IB2007/000893

(22) International Filing Date: 28 March 2007 (28.03.2007)

(25) Filing Language: English

(26) Publication Language: English

## (30) Priority Data:

11/430,266      8 May 2006 (08.05.2006)      US

(71) Applicant (for all designated States except US): **NOKIA CORPORATION** [FI/FI]; Keilalahdentie 4, FIN-02150 Espoo (FI).

## (72) Inventors; and

(75) Inventors/Applicants (for US only): **NURMELA, Marja-Leena** [FI/FI]; Pestipolku 1, FIN-08350 Routio (FI). **TUORILA, Heini** [FI/FI]; Kellonpellontie 18, FIN-90520 Oulu (FI). **REED, Dominick** [GB/GB]; The Old Barn, High Street, Brinkley, Suffolk CB8 0SE (GB).

(74) Agent: **AWAPATENT AB**; Box 5117, S-200 71 Malmö (SE).

(81) Designated States (unless otherwise indicated, for every kind of national protection available): AE, AG, AL, AM, AT, AU, AZ, BA, BB, BG, BH, BR, BW, BY, BZ, CA, CH, CN, CO, CR, CU, CZ, DE, DK, DM, DZ, EC, EE, EG, ES, FI, GB, GD, GE, GH, GM, GT, HN, HR, HU, ID, IL, IN, IS, JP, KE, KG, KM, KN, KP, KR, KZ, LA, LC, LK, LR, LS, LT, LU, LY, MA, MD, MG, MK, MN, MW, MX, MY, MZ, NA, NG, NI, NO, NZ, OM, PG, PH, PL, PT, RO, RS, RU, SC, SD, SE, SG, SK, SL, SM, SV, SY, TJ, TM, TN, TR, TT, TZ, UA, UG, US, UZ, VC, VN, ZA, ZM, ZW.

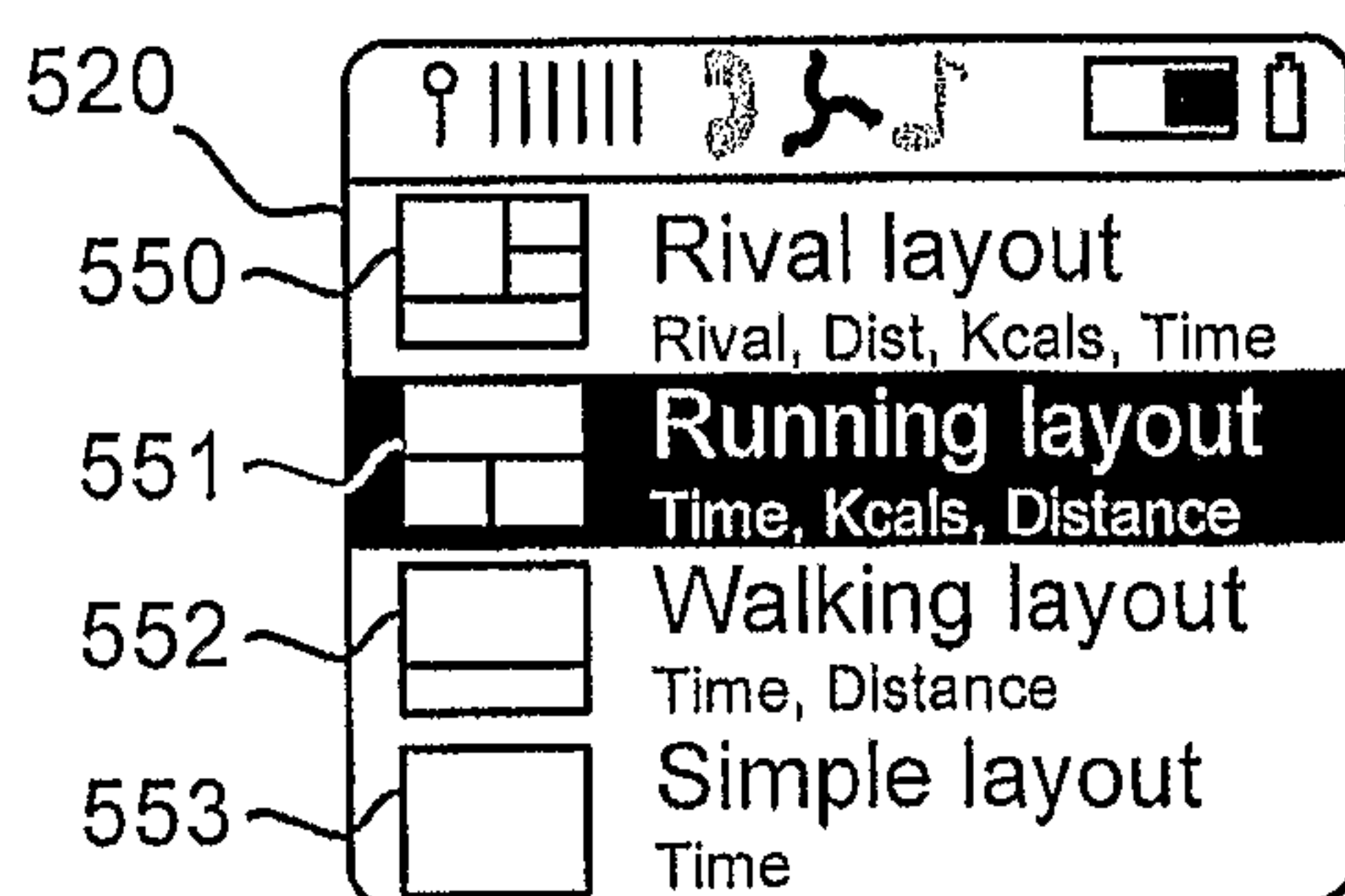
(84) Designated States (unless otherwise indicated, for every kind of regional protection available): ARIPO (BW, GH, GM, KE, LS, MW, MZ, NA, SD, SL, SZ, TZ, UG, ZM, ZW), Eurasian (AM, AZ, BY, KG, KZ, MD, RU, TJ, TM), European (AT, BE, BG, CH, CY, CZ, DE, DK, EE, ES, FI, FR, GB, GR, HU, IE, IS, IT, LT, LU, LV, MC, MT, NL, PL, PT, RO, SE, SI, SK, TR), OAPI (BF, BJ, CF, CG, CI, CM, GA, GN, GQ, GW, ML, MR, NE, SN, TD, TG).

## Published:

- with international search report
- before the expiration of the time limit for amending the claims and to be republished in the event of receipt of amendments

(88) Date of publication of the international search report:  
17 April 2008

(54) Title: IMPROVED MOBILE COMMUNICATION TERMINAL AND METHOD



(57) Abstract: It is presented a method for providing a user interface of an exercise application of a mobile communication terminal comprising a display. The method comprises: accepting a first input defining a user layout of containers for exercise related measurements; accepting a second input for associating an exercise related measurement with each of the containers; and when exercising is determined to have begun, displaying the user layout of the containers on the display, each container showing an associated exercise related measurement. Further methods, mobile terminals, system, and computer program products related to exercise applications in mobile terminals are also presented.

WO 2007/129155 A3



IMPROVED MOBILE COMMUNICATION TERMINAL AND METHOD**Field of the Invention**

The present invention generally relates to mobile terminals and more particularly exercise applications of mobile terminals.

5

**Background of the Invention**

Mobile terminals, or mobile (cellular) telephones, for mobile telecommunications systems like GSM, UMTS, D-AMPS and CDMA2000 have been used for many years now. In the older days, mobile terminals were used almost exclusively for voice communication with other mobile terminals or stationary telephones. More recently, the use of modern terminals has been broadened to include not just voice communication, but also various other services and applications such as www/wap browsing, video telephony, electronic messaging (e.g. SMS, MMS, email, instant messaging), digital image or video recording, FM radio, music playback, exercise analysis, electronic games, calendar/organizer/time planner, word processing, etc. Furthermore, the modern terminals have local connectivity abilities, such as Bluetooth, allowing the mobile terminals to communicate with a wide array of devices.

One relatively new use of mobile terminals is to use them as exercise tracking devices. The terminal is then able to measure and record time and distance during exercise. However, users sometimes lack motivation to actually follow through and perform the exercise as originally intended.

It is generally desired to provide improvements to the user interface and functionality and both internal and external interoperability of mobile terminals used for exercise tracking.

30

### Summary of the Invention

In view of the above, an objective of the invention is to solve or at least reduce the problems discussed above.

5 Generally, the above objectives are achieved by the attached independent patent claims.

A first expression of a first inventive aspect is a method for providing a user interface of an exercise application of a mobile communication terminal comprising  
10 a display, the method comprising: accepting a first input defining a user layout of containers for exercise related measurements; accepting a second input for associating an exercise related measurement with each of the containers; and when exercising is determined to have begun, display-  
15 ing the user layout of the containers on the display, each container showing an associated exercise related measurement.

The method may furthermore comprise: when a switch view user input is detected, displaying a second layout.

20 The second layout may differ from the user layout.

Each of the exercise related measurements may be measurements selected from a group comprising distance, time, burnt calories, speed, steps, step intensity, minutes per mile, minutes per kilometer, distance graph,  
25 speed graph, and intensity graph.

The method may furthermore comprise, before accepting a first input defining a user layout: presenting layout alternatives of available user layouts on the display.

30 A second expression of the first inventive aspect is a mobile communication terminal configured to provide a user interface of an exercise application, the mobile communication terminal comprising: means for accepting a first input defining a user layout of containers for  
35 exercise related measurements; means for accepting a second input for associating an exercise related measurement with each of the containers; and means for, when



exercising is determined to have begun, displaying the user layout of the containers on the display, each container showing an associated exercise related measurement.

5       A third expression of the first inventive aspect is a mobile communication terminal configured to provide a user interface of an exercise application, the mobile communication terminal comprising a display, a keypad and a controller, the controller being configured to accept a first input defining a user layout of containers for  
10       exercise related measurements; the controller being configured to accept a second input for associating an exercise related measurement with each of the containers; and the controller being configured to, when exercising  
15       is determined to have begun, display the user layout of the containers on the display, each container showing an associated exercise related measurement.

      A fourth expression of the first inventive aspect is a computer program product comprising software instructions that, when executed in a mobile communication  
20       terminal, performs the method according to the first expression of the first inventive aspect.

      A first expression of a second inventive aspect is a method for accepting input from an external device to a  
25       mobile communication terminal, the external device being usable to an exercise application of the mobile communication terminal, the method comprising: detecting a presence of the device; setting up a communication channel between the device and the mobile communication  
30       terminal; when data becomes available in the device, making the data available to the exercise application.

      The device may be a device comprising an actuator, the data comprising user input data being generated when the actuator is actuated.

35       The device may be configured to fit on a motorcycle, the method furthermore comprising: the exercise applica-

tion using the user input data to determine a time for a lap.

The device may be a device comprising an movement sensitive sensor, the data comprising movement data being generated when the movement sensitive sensor detects movement.

The device may be configured to fit on a bicycle, the method furthermore comprising: the exercise application using the movement data to determine a roughness of a track followed by the bicycle.

The device may be configured to fit on a skateboard, the method furthermore comprising: the exercise application using the movement data to determine a skill level of a rider of the skateboard.

The device may be a device comprising an global positioning system receiver, the data comprising positional data being generated using the global positioning receiver.

The device may configured to fit on a bicycle, the method furthermore comprising: the exercise application using the positional data to determine a measurement selected from the group comprising speed and position.

A second expression of the second inventive aspect is a mobile communication terminal configured to accept input from an external device, the external device being usable to an exercise application of the mobile communication terminal, the mobile communication terminal comprising: means for detecting a presence of the device; means for setting up a communication channel between the device and the mobile communication terminal; means for, when data becomes available in the device, making the data available to the exercise application.

A third expression of the second inventive aspect is a mobile communication terminal configured to accept input from an external device, the external device being usable to an exercise application of the mobile communication terminal, the mobile communication terminal com-



prising a display, a keypad and a controller, the controller being configured to detect a presence of the device; the controller being configured to set up a communication channel between the device and the mobile communication terminal; the controller being configured to, when data becomes available in the device, make the data available to the exercise application.

A fourth expression of the second inventive aspect is a system used during exercise, the system comprising: an external data providing device, comprising means for capturing data; and means for transmitting the data to a receiving device; the system furthermore comprising: a mobile communication terminal configured to accept input from the external data providing device, the external device being usable to an exercise application of the mobile communication terminal, the mobile communication terminal comprising: means for detecting a presence of the device; means for setting up a communication channel between the device and the mobile communication terminal; means for, when data becomes available in the device, making the data available to the exercise application.

A fifth expression of the second inventive aspect is a computer program product comprising software instructions that, when executed in a mobile communication terminal, performs the method according to the first expression of the second inventive aspect.

A first expression of a third inventive aspect is a method for adding a planned exercise entry in an exercise schedule in a mobile communication terminal, said method comprising: receiving user input for a planned start time for said planned exercise entry; receiving user input for a planned exercise type of said planned exercise entry; determining a music playlist to be associated with said planned exercise entry based on said exercise type; and when an exercise associated with said planned exercise entry is determined to have started, playing said playlist.



The determining a music playlist may involve:  
determining at least one exercise period being at  
least a subset of a planned exercise associated with  
the planned exercise entry, each of the at least one  
5 exercise periods having an associated exercise period  
intensity; for each of the at least one exercise  
periods, determining a range of beats per minute  
matching the intensity; for each of the at least one  
exercise periods, presenting at least one song, the  
10 song being available to the mobile communication  
terminal, the song having a beats per minute  
measurement matching the range of beats per minute;  
and for each of the at least one exercise periods,  
receiving user input to select one of the at least one  
15 song, to be comprised in the playlist.

The determining a music playlist may involve:  
determining at least one exercise period being at  
least a subset of a planned exercise associated with  
the planned exercise entry, each of the at least one  
20 exercise periods having an associated exercise period  
intensity; for each of the at least one exercise  
periods, determining a range of beats per minute  
matching the intensity; for each of the at least one  
exercise periods, determining one song being available  
25 to the mobile communication terminal, the song having  
a beats per minute measurement matching the range of  
beats per minute, the song to be comprised in the  
playlist.

A second expression of the third inventive aspect  
30 is a mobile communication terminal configured to add a  
planned exercise entry in an exercise schedule in said  
mobile communication terminal comprising: means for  
receiving user input for a planned start time for said  
planned exercise entry; means for receiving user input  
35 for a planned exercise type of said planned exercise  
entry; means for determining a music playlist to be  
associated with said planned exercise entry based on  
exercise type; and means for, when an exercise  
associated with said planned exercise entry is  
40 determined to have started, playing said music  
playlist.

A third expression of the third inventive aspect is a mobile communication terminal configured to add a planned exercise entry in an exercise schedule in said mobile communication terminal comprising a controller, said controller being configured to receive user input for a planned start time for said planned exercise entry; said controller being configured to receive user input for a planned exercise type of said planned exercise entry; said controller being configured to determine a music playlist to be associated with said planned exercise entry based on said exercise type; and said controller being configured to, when an exercise associated with said planned exercise entry is determined to have started, play said music playlist.

A fourth expression of the third inventive aspect is a computer readable medium having stored thereon instructions for execution by a mobile communication terminal, to perform a method according to the first expression of the third inventive aspect.

Other objectives, features and advantages of the present invention will appear from the following detailed disclosure, from the attached dependent claims as well as from the drawings.

Generally, all terms used in the claims are to be interpreted according to their ordinary meaning in the technical field, unless explicitly defined otherwise herein. All references to "a/an/the (element, device, component, means, step, etc)" are to be interpreted openly as referring to at least one instance of the element, device, component, means, step, etc., unless explicitly stated otherwise. The steps of any method disclosed herein do not have to be performed in the exact order disclosed, unless explicitly stated.



### Brief Description of the Drawings

Embodiments of the present invention will now be described in more detail, reference being made to the enclosed drawings, in which:

5 Fig 1 is a schematic illustration of a cellular telecommunication system, as an example of an environment in which the present invention may be applied.

Fig 2a is a schematic front view illustrating a mobile terminal according to an embodiment of the present  
10 invention.

Fig 2b is a schematic side view illustrating the mobile terminal in Fig 2a.

Fig 3 is a schematic block diagram representing an internal component, software and protocol structure of  
15 the mobile terminal shown in Fig 2a and 2b.

Fig 4 is a schematic diagram showing how operational modes can be switched in an embodiment of the present invention.

Figs 5a-d are schematic diagrams showing how the  
20 user can affect the layout of an exercise application in the mobile terminal of Fig 2a.

Fig 6 is a schematic diagram illustrating communication between the mobile terminal of Fig 2a with external devices.

25 Fig 7 is a schematic diagram illustrating the relationship between beats per minute and exercise intensity in the mobile terminal of Fig 2a.

Fig 8 is a schematic diagram illustrating a table containing data related to songs available to the mobile  
30 terminal of Fig 2a.

### Detailed Description of the Invention

The present invention will now be described more fully hereinafter with reference to the accompanying  
35 drawings, in which certain embodiments of the invention are shown. This invention may, however, be embodied in many different forms and should not be construed as

limited to the embodiments set forth herein; rather, these embodiments are provided by way of example so that this disclosure will be thorough and complete, and will fully convey the scope of the invention to those skilled in the art. Like numbers refer to like elements throughout.

Fig 1 illustrates an example of a cellular telecommunications system in which the invention may be applied. In the telecommunication system of Fig 1, various telecommunications services such as cellular voice calls, www/wap browsing, cellular video calls, data calls, facsimile transmissions, music transmissions, still image transmissions, video transmissions, electronic message transmissions and electronic commerce may be performed between a mobile terminal 100 according to the present invention and other devices, such as another mobile terminal 106 or a stationary telephone 132. It is to be noted that for different embodiments of the mobile terminal 100 and in different situations, different ones of the telecommunications services referred to above may or may not be available; the invention is not limited to any particular set of services in this respect.

The mobile terminals 100, 106 are connected to a mobile telecommunications network 110 through RF links 102, 108 via base stations 104, 109. The mobile telecommunications network 110 may be in compliance with any commercially available mobile telecommunications standard, such as GSM, UMTS, D-AMPS, CDMA2000, FOMA and TD-SCDMA.

The mobile telecommunications network 110 is operatively connected to a wide area network 120, which may be Internet or a part thereof. An Internet server 122 has a data storage 124 and is connected to the wide area network 120, as is an Internet client computer 126. The server 122 may host a www/wap server capable of serving www/wap content to the mobile terminal 100.



A public switched telephone network (PSTN) 130 is connected to the mobile telecommunications network 110 in a familiar manner. Various telephone terminals, including the stationary telephone 132, are connected to the PSTN 130.

The mobile terminal 100 is also capable of communicating locally via a local link 101 to one or more local devices 103. The local link can be any type of link with a limited range, such as Bluetooth, a Universal Serial Bus (USB) link, a Wireless Universal Serial Bus (WUSB) link, an IEEE 802.11 wireless local area network link, an RS-232 serial link, etc. The local devices 103 can for example be various sensors that can communicate measurement values to the mobile terminal 100 over the local link 101.

An embodiment 200 of the mobile terminal 100 is illustrated in more detail in Fig 2a. The mobile terminal 200 comprises a speaker or earphone 202, a microphone 205, a display 203 and a set of keys 204 which may include a keypad 204a of common ITU-T type (alpha-numerical keypad representing characters "0"-"9", "\*" and "#") and certain other keys such as soft keys 204b, 204c and a joystick 211 or other type of navigational input device.

A mode switch button 212 is also provided, as can be seen more clearly in Fig 2b. The button is used to switch an operating mode of the mobile terminal. In this embodiment, the button is by default positioned in an upper position. When the user wants to switch modes, the button is moved to a lower position and released, after which the button returns to the default upper position by mechanical means, such as a spring or similar. As the man skilled in the art will realize, the functionality of the mode switch button could easily be replaced with a push button or any other suitable type of input device.

The internal component, software and protocol structure of the mobile terminal 200 will now be described with reference to Fig 3. The mobile terminal has a con-

troller 300 which is responsible for the overall operation of the mobile terminal and is preferably implemented by any commercially available CPU ("Central Processing Unit"), DSP ("Digital Signal Processor") or any other electronic programmable logic device. The controller 300 has associated electronic memory 302 such as RAM memory, ROM memory, EEPROM memory, flash memory, or any combination thereof. The memory 302 is used for various purposes by the controller 300, one of them being for storing data and program instructions for various software in the mobile terminal. The software includes a real-time operating system 320, drivers for a man-machine interface (MMI) 334, an application handler 332 as well as various applications. The applications can include a personal exercise application 350, a media player application 360, as well as various other applications 370, such as applications for voice calling, video calling, sending and receiving SMS, MMS or email, web browsing, an instant messaging application, a phone book application, a calendar application, a control panel application, a camera application, one or more video games, a notepad application, etc.

The MMI 334 also includes one or more hardware controllers, which together with the MMI drivers cooperate with the display 336/203, keypad 338/204 as well as various other I/O devices such as microphone, speaker, vibrator, ringtone generator, LED indicator, etc. As is commonly known, the user may operate the mobile terminal through the man-machine interface thus formed.

The software also includes various modules, protocol stacks, drivers, etc., which are commonly designated as 330 and which provide communication services (such as transport, network and connectivity) for an RF interface 306, and optionally a Bluetooth interface 308 and/or an IrDA interface 310 for local connectivity. The RF interface 306 comprises an internal or external antenna as well as appropriate radio circuitry for establishing and



maintaining a wireless link to a base station (e.g. the link 102 and base station 104 in Fig 1). As is well known to a man skilled in the art, the radio circuitry comprises a series of analogue and digital electronic components, together forming a radio receiver and transmitter. These components include, i.a., band pass filters, amplifiers, mixers, local oscillators, low pass filters, AD/DA converters, etc.

The mobile terminal also has a SIM card 304 and an associated reader. As is commonly known, the SIM card 304 comprises a processor as well as local work and data memory.

Fig 4 shows how operational modes can be switched in an embodiment of the present invention. The mobile terminal 400, such as mobile terminal 200 of Fig 2a, comprises a display 403, such as display 203 of Fig 2a, a joystick 411, such as joystick 211 of Fig 2a, and a mode switch button 412 such as mode switch button 212 of Fig 2a to allow the user to switch operational modes.

Operational modes are modes where the mobile terminal 400 behaves in a specific way. For example, Fig 4 shows 3 operational modes: a phone mode 440, an exercise mode 441 and a media player mode 442.

When the mobile terminal 400 is in the phone mode 440, the mobile terminal behaves as a user would expect a regular mobile terminal to behave. In other words, a menu system and/or shortcuts allow the user to instruct the mobile terminal to perform a desired function, such as voice telephony, www/wap browsing, video telephony, electronic messaging (e.g. SMS, MMS, email, instant messaging), digital image or video recording, electronic games, calendar/organizer/time planner, word processing, etc.

When the mobile terminal 400 is in the exercise mode 441, the main purpose of the mobile terminal is to provide the user with applications related to the physical

exercise of the user. The mobile terminal can in this mode support exercising such as running, cycling, etc.

In one embodiment, an accelerometer is integrated in the mobile terminal 400. In another embodiment, an external accelerometer is connected to the mobile terminal 400, e.g. over a local link, such as the local link 101 in Fig 1. The accelerometer can detect acceleration and thereby steps that the user takes while the mobile terminal is carried by the user. When an accelerometer is integrated or connected to the mobile terminal 400, the mobile terminal automatically measures movement during the day. If the user previously has entered personal information, such as weight, height, etc., the mobile terminal 400 can convert the data from the accelerometer to other measurements, such as covered distance and burnt calories. Optionally, a GPS (Global Positioning System) receiver can be either integrated in, or connected to, the mobile terminal 400 to allow accurate distance measurement. Also, an external heart beat monitor can be connected to the mobile terminal 400 to detect heart beats and calculate heart rate.

When the mobile terminal 400 is in the media player mode 442, the main purpose of the mobile terminal is to play media to the user. For example, the media player can play music or sound files, such as MP3 (mpeg-1 audio layer 3) files, AAC (advanced audio coding) files or ogg files. Optionally, the media player can also be used to listen to FM (frequency modulated) radio, or to play video files according to standards such as MPEG-2, MPEG-4 or H.323.

As the user switches operational modes with mode switch button 412, the modes are switched serially. In the illustrated embodiment, there is a list of operational modes consisting of the phone mode 440, the exercise mode 441, and the media player mode 442, in that order. Consequently, if the mobile terminal 400 is in the phone mode 440 and the user actuates the mode switch



button 412, the phone switches to the exercise mode 441. Similarly, if the mobile terminal 400 is in the exercise mode 441 and the user actuates the mode switch button 412, the phone switches to the media player mode 442.  
5 Finally, if the mobile terminal 400 is in the media player mode 443 and the user actuates the mode switch button 412, the phone loops back and switches to the phone mode 440.

To allow the user to easily determine what mode is  
10 currently used, elements of the user interface are specific for each mode. There are a multitude of distinguishing user interface elements that can vary to allow the user to see what mode is currently active, e.g., a centrally located light by the joystick 411 can change  
15 color, the background on the display 403 can have different colors or appearances, or the entire theme of the user interface with colors and fonts can change. In one embodiment, one of a set of icons at the top of the display 403 is highlighted to indicate which mode is  
20 active.

Mode changes can also change sound effects. For example in phone mode 440, the sounds may be discrete or even absent for actions such as button press, enter menu, exit menu, while in exercise mode 441, distinct and loud  
25 sounds are played for these actions to give clear feedback to the user while exercising. The media player mode 441 may have a totally different, more cool or ambient sound scheme on the actions mentioned in order to give feedback to the user on actions performed, while still  
30 not excessively disturbing the experience of listening to music. Optionally, the sound scheme can furthermore vary depending on whether headphones are connected to the mobile terminal 400 or not. The changes of sounds does not need to be totally different sounds; the changes  
35 could be effects applied to sounds. For example, a sound for a button press in phone mode could be reused in the media player mode, with a strong reverberation effect on

15

it to give a more ambient effect while still providing familiarity to the user.

Additionally, a temporary user indication can be given when the actual mode change occurs. For example, 5 the vibrator may vibrate on a mode change, where the vibration is either always identical for all modes or every mode has a particular vibration associated with it. Additionally, a dialog can show the name of the new operational mode in the display 403, or a sound effect or 10 speech synthesizer pronouncing the new mode can be played to the user.

It is to be noted that although the modes can be switched certain appropriate processing of an inactive mode can still be performed. For example, the exercise 15 application can count the steps of the user in the background, regardless of what mode the mobile terminal is in. Similarly, the media player can let the user hear an FM radio station while the mobile terminal is in exercise mode, or the phone application can temporarily interrupt 20 current processing if there an incoming phone call is detected.

Figs 5a-d are schematic diagrams showing how the user can affect the layout of an exercise application in the mobile terminal of Fig 2a. The mobile terminal has 25 previously been set to be in exercise mode.

When a user indicates, for example through an options menu, that the user desires to change the default layout of the exercise screen, a view such as a view 520 of Fig 5a is displayed on the display. Here the user has 30 the ability to select a layout corresponding to his/her preference. In the view 520, in this example, there are four menu items available, each corresponding to a layout. The menu item 550 corresponds to a layout with the name "Rival layout", having the default measurements of 35 rival time, distance, kcal and time. The menu item 551 corresponds to a layout with the name "Running layout", having the default measurements of time, kcal and dis-



tance. The menu item 552 corresponds to a layout with the name "Walking layout", having the default measurements of time and distance. Finally in this example, the menu item 553 corresponds to a layout with the name "Simple layout", having the default measurement of time. Alternatively, the layout is automatically chosen depending on what training program the user has chosen, e.g. race rival, running, walking, etc.

Once the layout is selected, the user can edit the exercise related measurements that are to be displayed. For example, if the user selects the running layout of Fig 5a, and indicates that the exercise measurements are to be modified, a view such as view 521 of Fig 5b is shown. Here there are three menu items, one menu item 556 for the top container, one menu item 557 for the bottom left container and one menu item 558 for the bottom right container. The number of menu items correspond to the number of containers, or fields, for the layout in question. A container is simply a space of the layout that can be used to show a measurement. Each container has a default measurement already assigned to it, but the user has the ability to change what measurement should be displayed in each container. Examples of measurements that the user can select are: distance, time, burnt calories, speed, steps, step intensity, minutes per mile, minutes per kilometer, distance graph, speed graph, and intensity graph.

Once the user starts to exercise, a view like view 522 of Fig 5c is shown. Corresponding to the view 521 of Fig 5b, the top container 560 shows time, the bottom left container 561 shows a number of burnt kcal, and the bottom right shows a distance from the start of the exercise.

While the view 521 of Fig 5c has been configured to be the default view, the user can also switch to other views as needed during exercise. For example, the user could tap on the screen, which is detected by a motion

sensor in the mobile terminal, effecting a switch of the view on the mobile phone. Alternatively, the user can press a button or speak a voice command to switch views. For example, a second view can be the view 523 which is shown in Fig 5d. Here the user can see both text and graphics representing the distance. The graphics shows how far has been covered of the current track. Additional views could be shown on the display by the user by effecting the same user input again. Preferably, there is a circular list of layouts.

The mobile terminal can be configured to have two or more user definable layouts or additional layouts after the default layout could be determined by the mobile terminal. For example, the additional layouts could depend on what training program is used, or what time of the day or week it is.

Fig 6 is a schematic diagram illustrating communication between the mobile terminal of Fig 2a and external devices 670-673. The communication takes place over a local link 601, such as local link 101 of Fig 1.

In order to provide communication between the mobile terminal and an external device, a connection process proceeds as follows. First the mobile terminal detects a presence of an external device. This may occur through the mobile terminal polling for devices or the device itself may initiate communication. Subsequently, a communication channel is set up between the external device and the mobile terminal. Once the communication channel is set up, bi-directional communication is available.

The external devices may for example be a remote input device 670, a motion sensor device 671, a GPS receiver 672 on any other suitable external devices 673.

The remote input device is a device with for example one or more buttons on it. The device can be mounted in a place which is convenient for the user, whereby the input on the remote device can be used for a suitable action by the exercise application in the mobile terminal. For



example, the remote input device could be mounted on a steering wheel of a motorcycle, close to a finger a thumb, allowing the user to press a button whenever the user passes a specific point of a track, such as a finish  
5 line. By using a collection of the times of such presses to the button on the remote input device, the exercise application can calculate lap times, which the user can analyze after he or she has finished riding the motorcycle. Alternatively or additionally, the exercise applica-  
10 tion can read out lap times when they become available using a voice synthesizer to a headset that the user can wear.

If a motion sensor, such as an accelerometer, is not provided in the mobile terminal itself, an external  
15 motion sensor 671 can be connected to the mobile terminal. The motion sensor 671 is then used for all uses described above where a motion sensor is suitable. Alternatively or additionally, the motion sensor can be mounted on a bicycle such as a mountain bike. The motion  
20 data collected by the exercise application can then be used to determine a roughness of a track that the bike follows. The roughness can be measured over time and the user can be presented with a graph giving an attractive overview of the roughness of a track. The vertical axis  
25 of such a graph typically indicates roughness and the horizontal axis is typically time or distance.

Another use of an external motion sensor is for skateboarding. If the motion sensor is mounted on a skateboard, the motion data can be used by the exercise  
30 application to determine the skill level of the user. Typically, if the user is a beginner, the motions are erratic and wobbly. For intermediate users, the motions are smoother, while for advanced users, the motions are more active, but in a controlled manner, indicating that  
35 the user is performing various tricks.

If a GPS receiver 672 is connected to the mobile terminal, data about position can be fed to the exercise

application, and also for other applications of the mobile terminal. The GPS can also provide accurate speed and time measurements. This is particularly useful for exercises like bicycle riding or even rowing, assuming  
5 that the mobile terminal and the GPS receiver are water resistant. The exercise application can then receive data about speed and distance which is difficult in other ways for these sports, such as using a motion sensor. Also  
10 when running, although a motion sensor can give a decent indication of speed and distance, the GPS receiver gives a much more accurate measurement.

Any other external device 673 that are considered suitable can also be connected over the local link 601.

Fig 7 is a schematic diagram illustrating the relationship between beats per minute and exercise intensity  
15 in the mobile terminal of Fig 2a.

In the exercise application, it is provided access to a calendar allowing the user to plan his/her exercise schedule. This helps the user to reach a more general  
20 goal, such as to lose 10 pounds, or to exercise 3 hours a week. The user can consequently add exercise entries to the calendar and inputs essential parameters such as planned start time. The user can also indicate what  
25 exercise type should be associated with the entry. The exercise type affects the exercise intensity over time, and could for example be an interval training exercise, full intensity, nice and easy, or regular program. In Fig 7, an example is shown illustrating a regular program. On the vertical axis, intensity 778 is indicated and on the  
30 horizontal axis, time 779 is indicated.

In a first time period 780, or exercise period, intensity is relatively low. Therefore, an associated beats per minute (bpm) for this period is also relatively low, in this case 100-120 bpm. As is described below, an  
35 associated song would have a bpm measurement of 100-120 bpm. This is the warm-up period of the exercise.



In a second time period 781, intensity is higher than in the first period 780. Therefore, an associated beats per minute (bpm) for this period is also higher, in this case 120-130 bpm. As is described below, an associated song would have a bpm measurement of 120-130 bpm. This is a ramp-up period of the exercise, where intensity is increasing.

In a third, longer, time period 782, intensity is even higher than in the second period 781. Therefore, an associated beats per minute (bpm) for this period is also even higher, in this case 130-150 bpm. As is described below, an associated song would have a bpm measurement of 130-150 bpm. This is the bulk time of the exercise in this example, where the user is performing, e.g. running, at a relatively high speed.

In a fourth time period 783, intensity is again at a relatively low level, like the first period 780. Therefore, an associated beats per minute (bpm) for this period is also relatively low, in this case 100-120 bpm. As is described below, an associated song would have a bpm measurement of 100-120 bpm. This is a cool-down period of the exercise, where intensity is decreasing before the exercise ends.

Other exercise types would have other arrangements of time periods with their respective intensities. Although these other exercise types are not illustrated here, any type of exercise type can be associated with beats per minute and any type of exercise type is thus within the scope of the current invention.

Fig 8 is a schematic diagram illustrating a table containing data related to songs available to the mobile terminal of Fig 2a.

The table has headings ID 885, giving each table entry in the table an identity, song name 886, bpm 887, as well as other headings 888, such as artist, album, genre, composer, year of recording, track number, star rating, etc.

This exemplary table contains five table entries 889-893. These table entries can be considered in conjunction with the exercise type of Fig 7 and the bpm range for each time period. The first time period 780 and  
5 the fourth time period 783 have a bpm range that fits with table entries 890, 891 and 893. The second time period 781 has a bpm range that fits with table entry 892 and the third time period 782 has a bpm range that fits with table entry 889.

10 With the relationship between the exercise type for the calendar entry selected, a playlist containing songs matching the exercise type can thus be created. When there are several songs to choose from for a specific time period, the user can select a song manually, or the  
15 mobile terminal can select what song or songs are to be played. The mobile terminal can select songs using any appropriate selection criteria, such as songs that are played the most are selected first, songs are selected randomly, etc. If the song or songs that are determined  
20 to correspond to a time period have a combined duration that is longer than the duration for the time period, the song or songs are truncated in the playlist in order to match the set time period. Alternatively, the time period is adjusted to fit in duration with the song or songs for  
25 that time period.

A playlist matching an exercise type for a calendar entry in the exercise calendar is thus created.

The invention has mainly been described above with reference to a few embodiments. However, as is  
30 readily appreciated by a person skilled in the art, other embodiments than the ones disclosed above are equally possible. The scope of the claims should not be limited by the preferred embodiments set forth in the examples, but should be given the broadest interpretation consistent with the description as a whole.



**What is claimed is:**

1. A method for adding a planned exercise entry in an exercise schedule in a mobile communication terminal, said method comprising:

receiving user input for a planned start time for said planned exercise entry;

receiving user input for a planned exercise type of said planned exercise entry;

determining a music playlist to be associated with said planned exercise entry based on said exercise type; and

when an exercise associated with said planned exercise entry is determined to have started, playing said playlist.

2. The method according to claim 1, wherein said exercise type is one taken from a group comprising cycling, running and walking.

3. The method according to claim 1 or 2, wherein receiving user input for said planned start time for said planned exercise entry comprises adding an exercise entry to a calendar.

4. The method according to any one of claims 1 to 3, wherein said determining said music playlist comprises:

determining at least one exercise period being at least a subset of a planned exercise associated with said planned exercise entry, each of said at least one exercise periods having an associated exercise period intensity;

for each of said at least one exercise periods, determining a range of beats per minute matching said exercise period intensity;

for each of said at least one exercise periods, presenting at least one song, said song being available to said mobile communication terminal, said song having a beats per minute measurement matching said range of beats per minute; and

for each of said at least one exercise periods, receiving user input to select one of said at least one song, to be comprised in said music playlist.

5. The method according to any one of claims 1 to 3, wherein said determining said music playlist involves:

determining at least one exercise period being at least a subset of a planned exercise associated with said planned exercise entry, each of said at least one exercise periods having an associated exercise period intensity;

for each of said at least one exercise periods, determining a range of beats per minute matching said exercise period intensity;

for each of said at least one exercise periods, determining one song being available to said mobile communication terminal, said song having a beats per minute measurement matching said range of beats per minute, said song to be comprised in said music playlist.

6. A computer readable medium having stored thereon instructions for execution by a mobile communication terminal, to perform a method according to any one of claims 1 to 5.

7. A mobile communication terminal configured to add a planned exercise entry in an exercise schedule in said mobile communication terminal comprising:

means for receiving user input for a planned start time for said planned exercise entry;

means for receiving user input for a planned exercise type of said planned exercise entry;

means for determining a music playlist to be associated with said planned exercise entry based on exercise type; and

means for, when an exercise associated with said planned exercise entry is determined to have started, playing said music playlist.



8. The mobile communication terminal according to claim 7, wherein said exercise type is one taken from a group comprising cycling, running and walking.

9. The mobile communication terminal according to claim 7 or 8, wherein receiving user input for said planned start time for said planned exercise entry comprises adding an exercise entry to a calendar.

10. A mobile communication terminal configured to add a planned exercise entry in an exercise schedule in said mobile communication terminal comprising a controller,

said controller being configured to receive user input for a planned start time for said planned exercise entry;

said controller being configured to receive user input for a planned exercise type of said planned exercise entry;

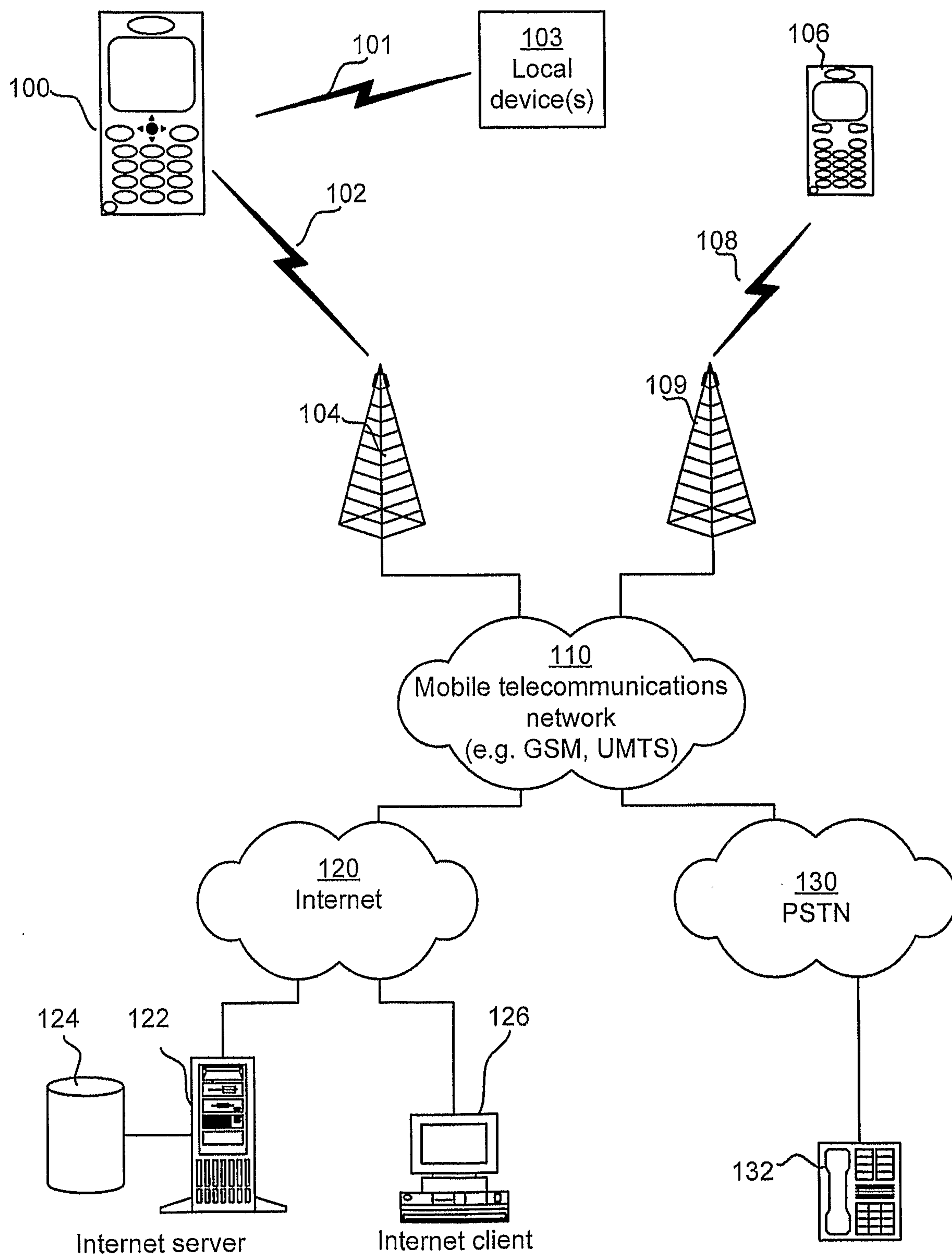
said controller being configured to determine a music playlist to be associated with said planned exercise entry based on said exercise type; and

said controller being configured to, when an exercise associated with said planned exercise entry is determined to have started, play said music playlist.

11. The mobile communication terminal according to claim 10, wherein said exercise type is one taken from a group comprising cycling, running and walking.

12. The mobile communication terminal according to claim 10 or 11, wherein receiving user input for said planned start time for said planned exercise entry comprises adding an exercise entry to a calendar.

1/5

*Fig 1*



2/5

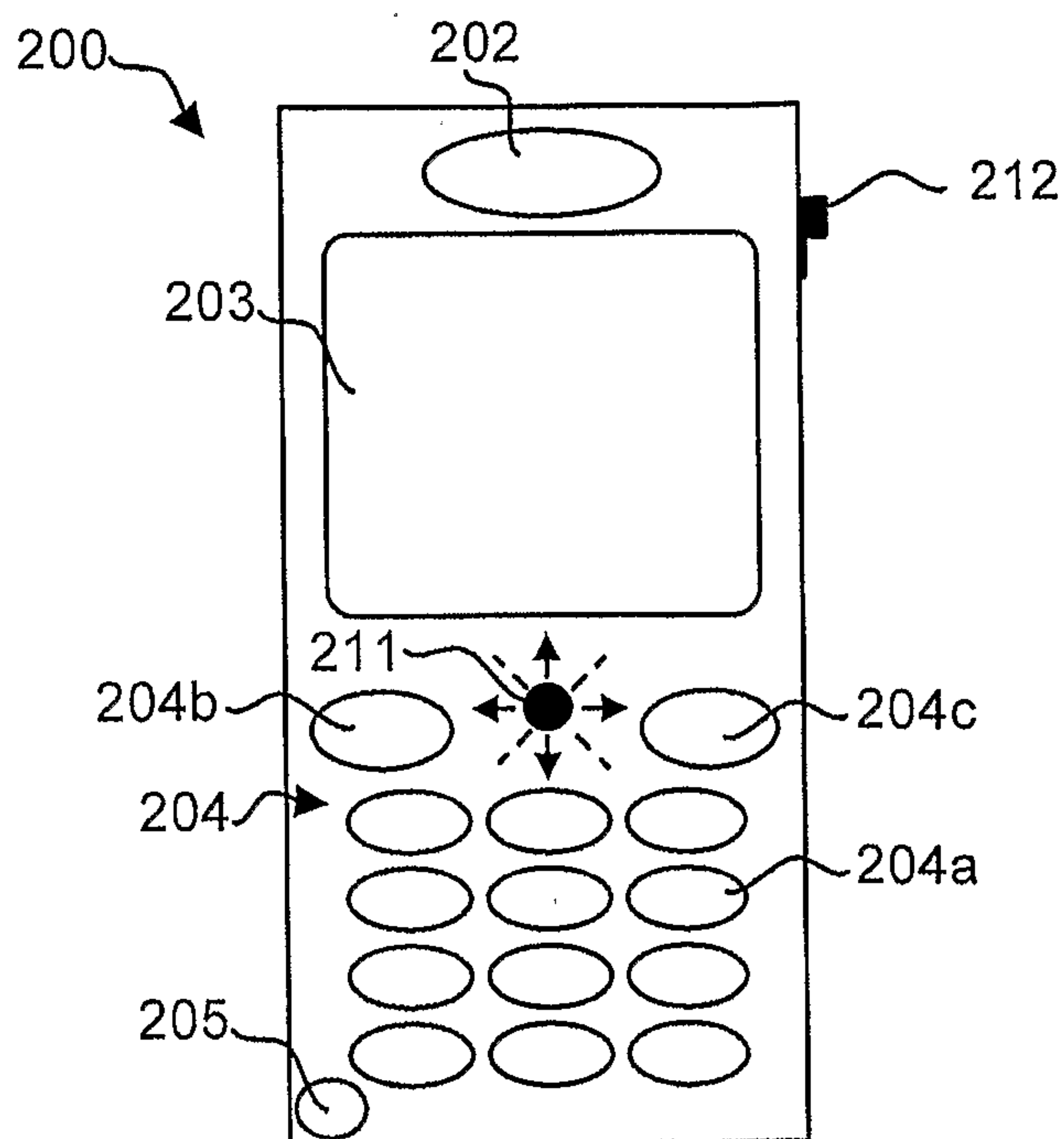


Fig 2a

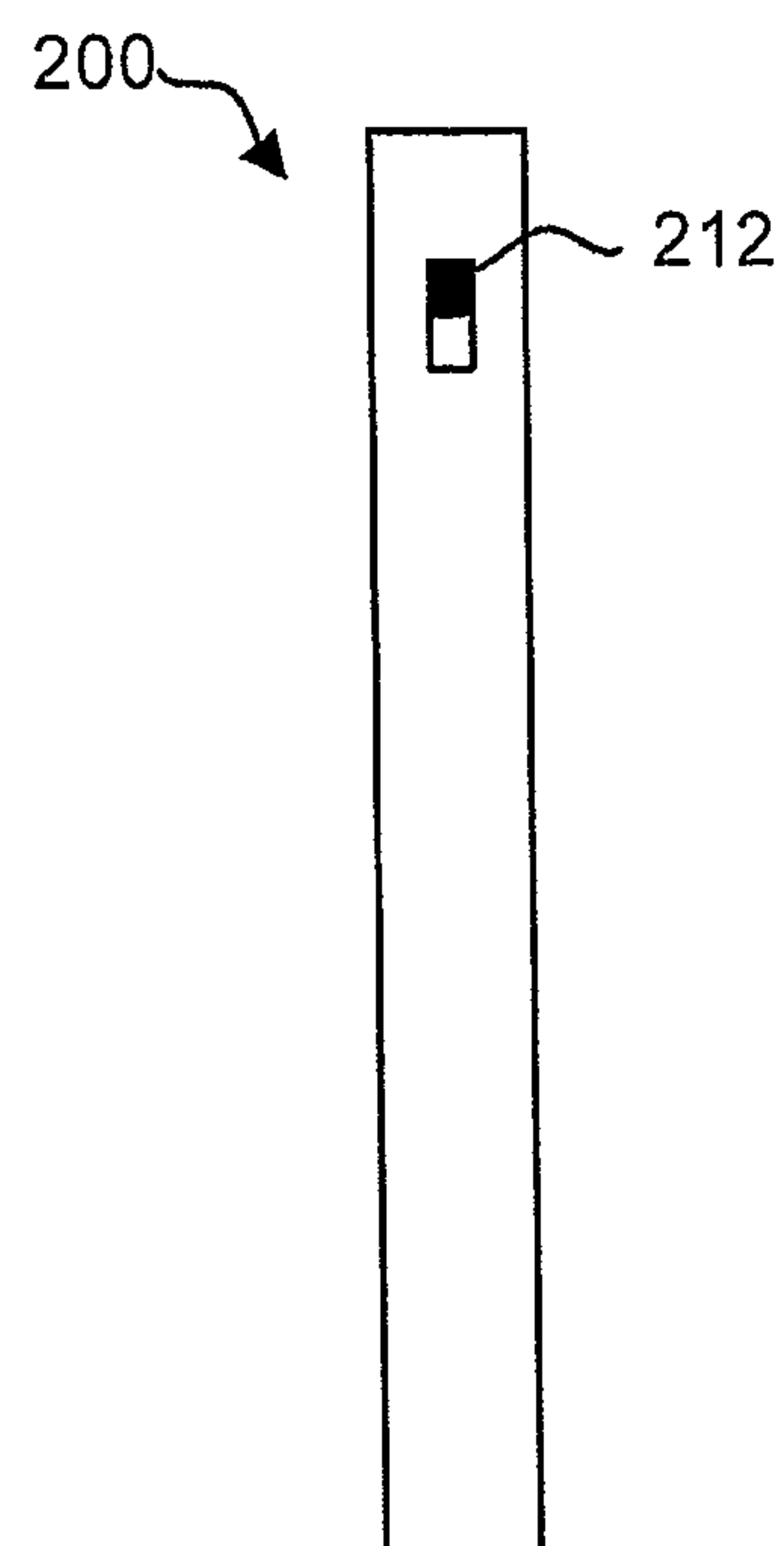


Fig 2b

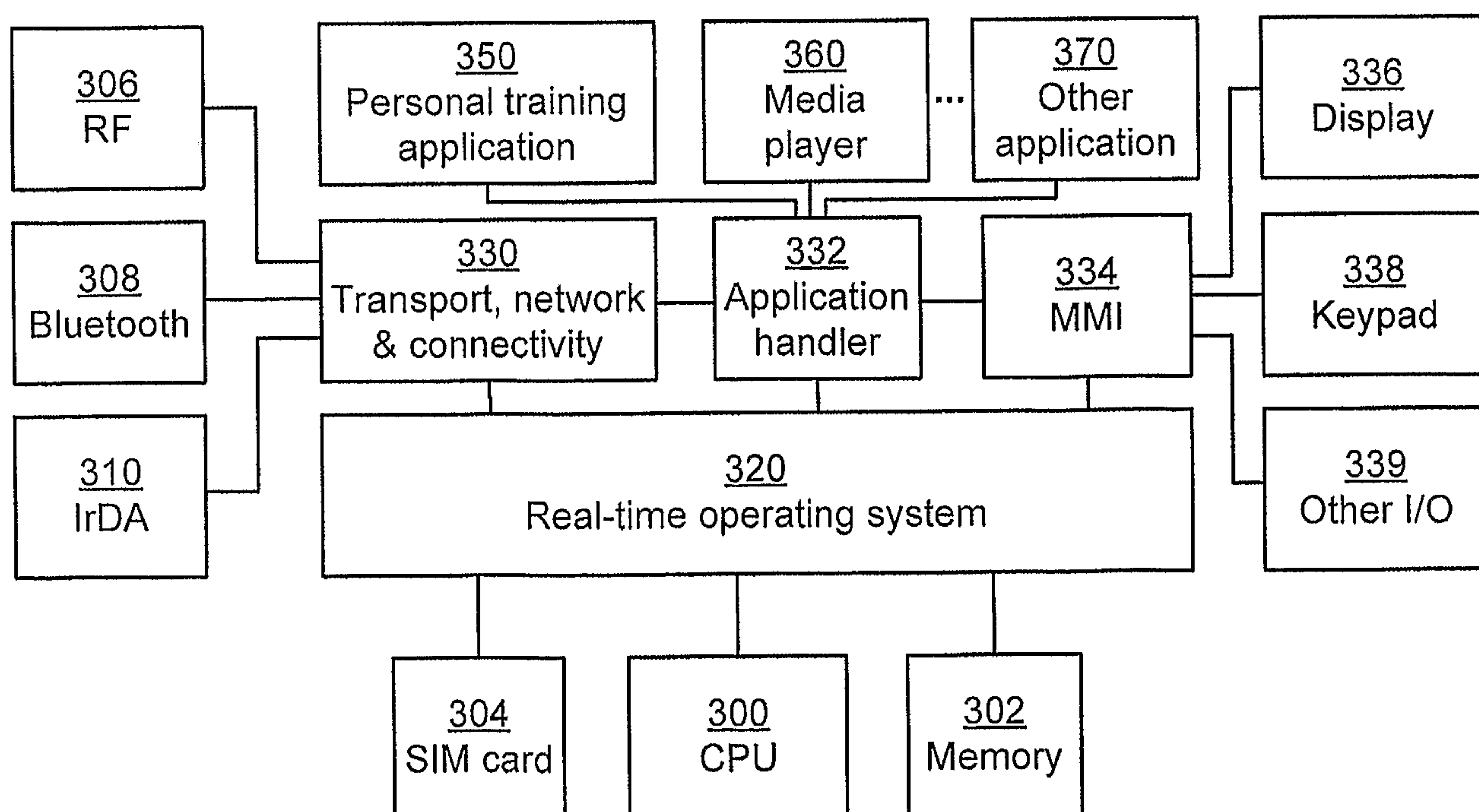


Fig 3

3/5

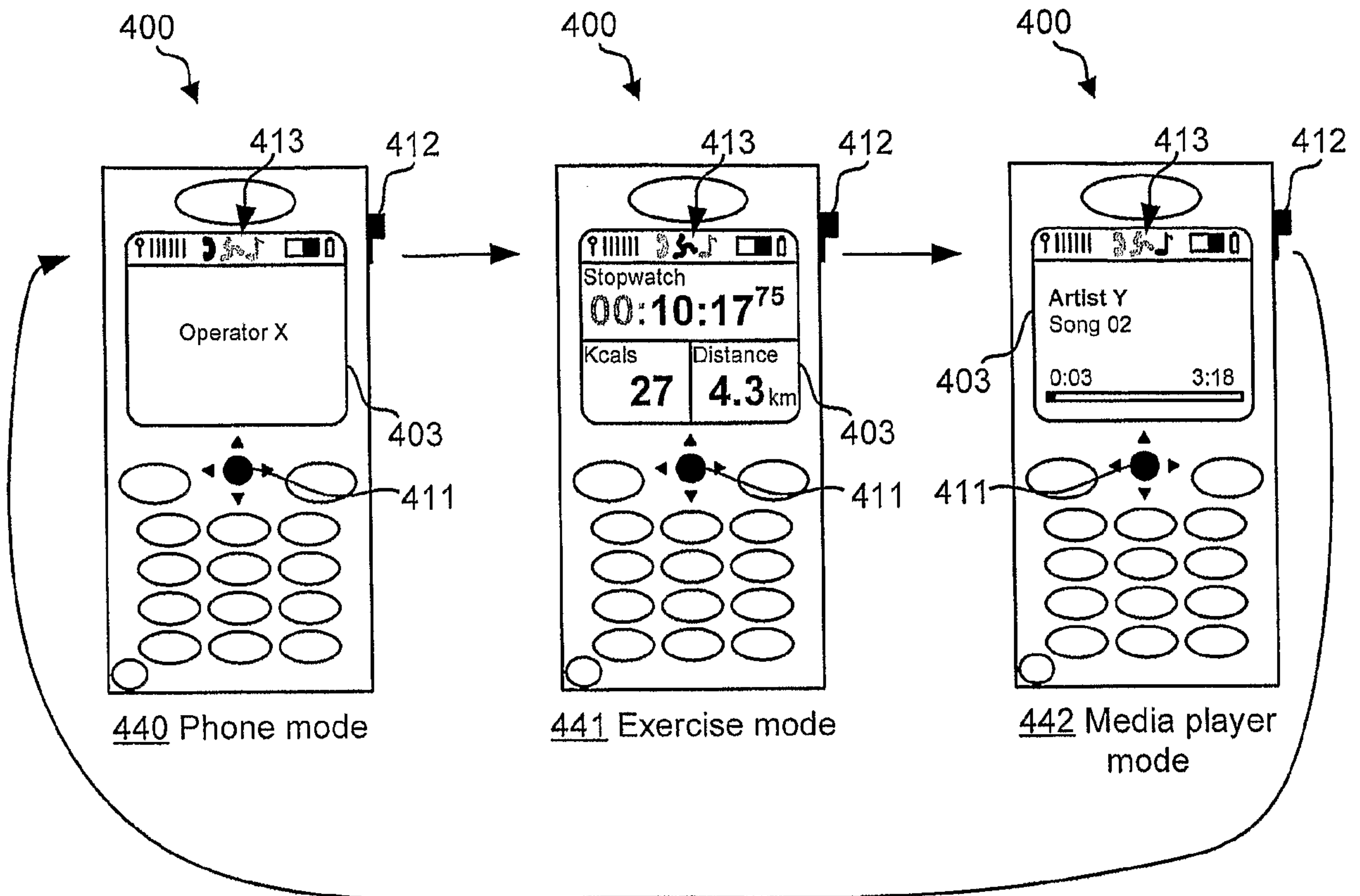


Fig 4

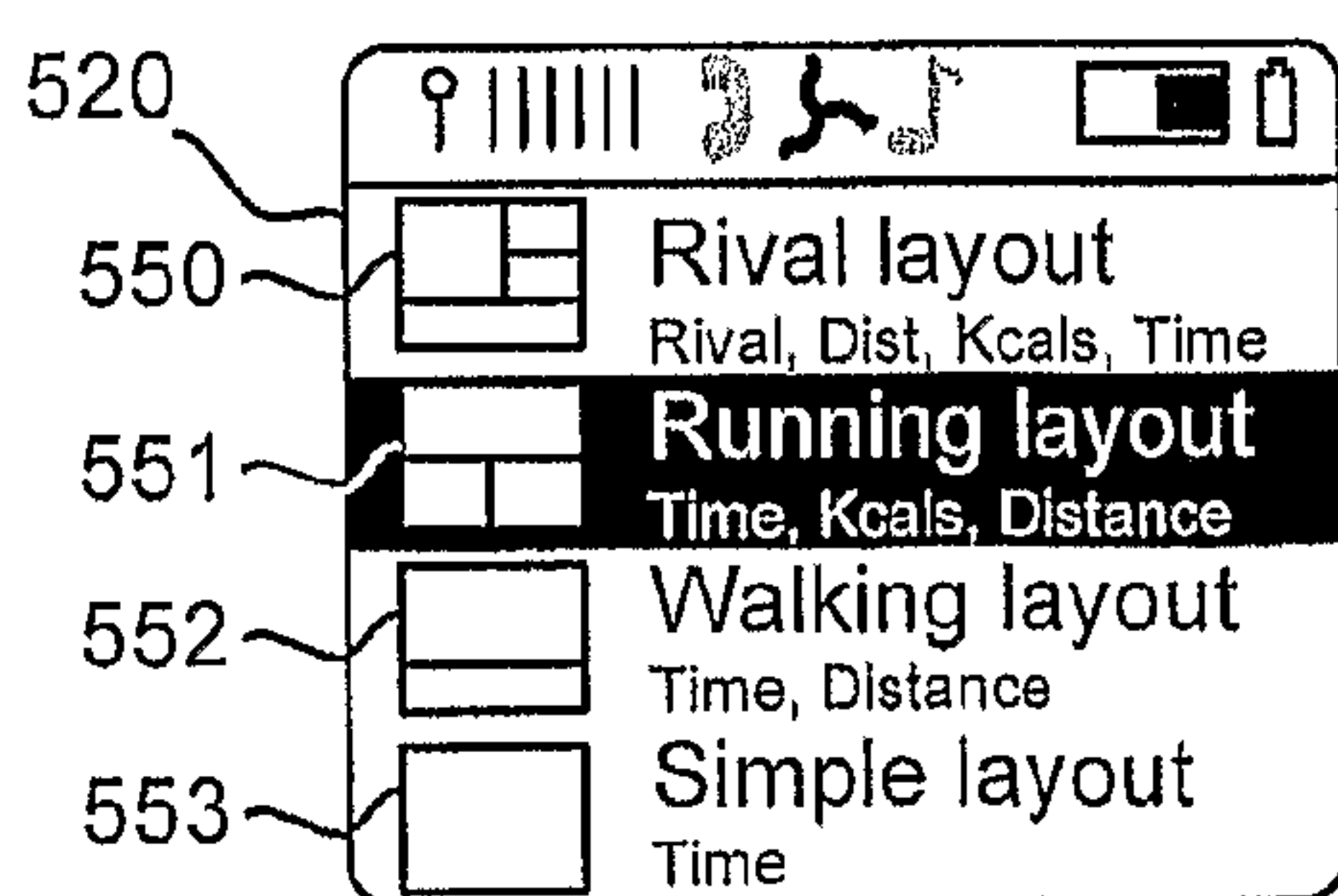


Fig 5a

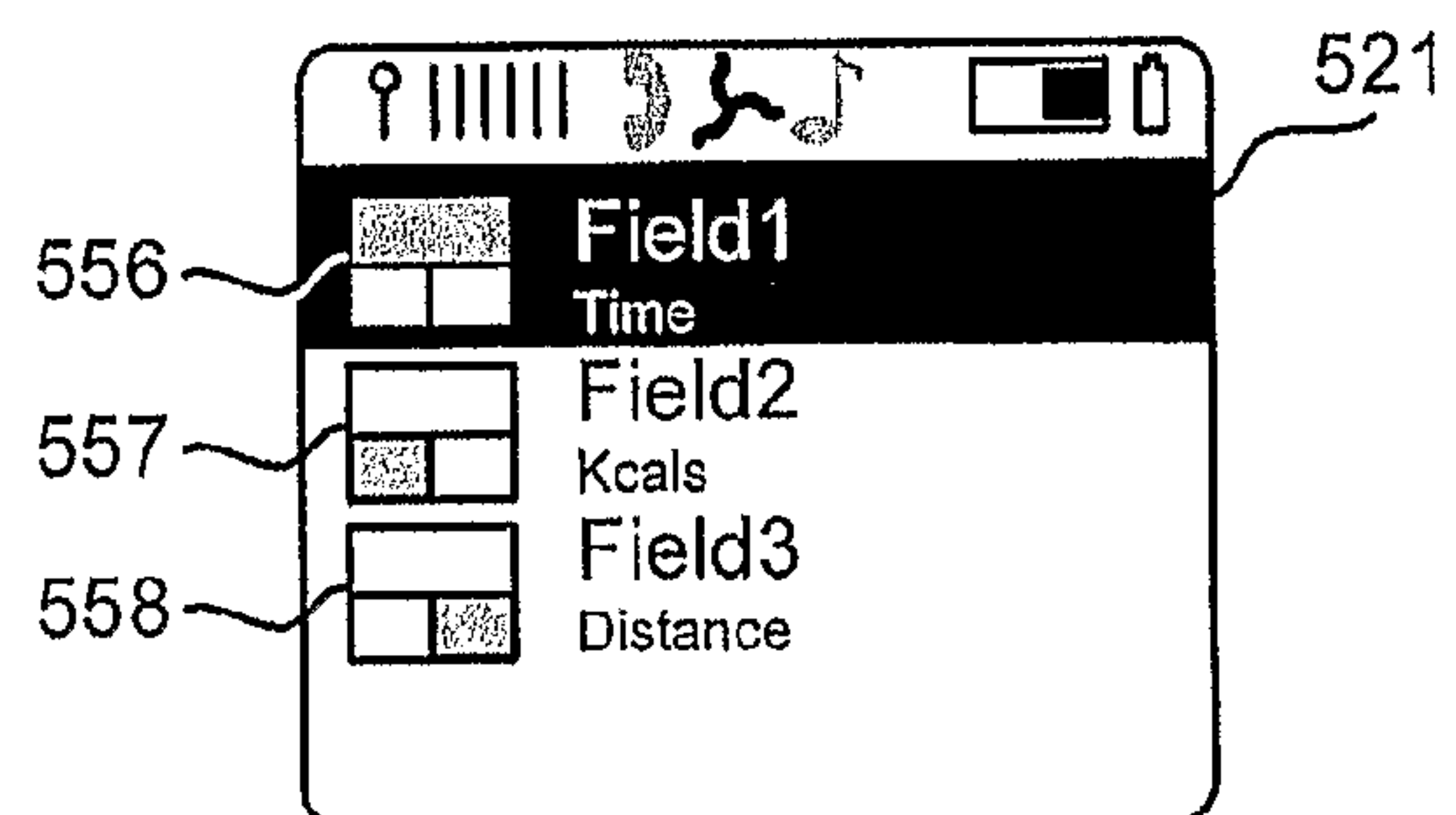


Fig 5b

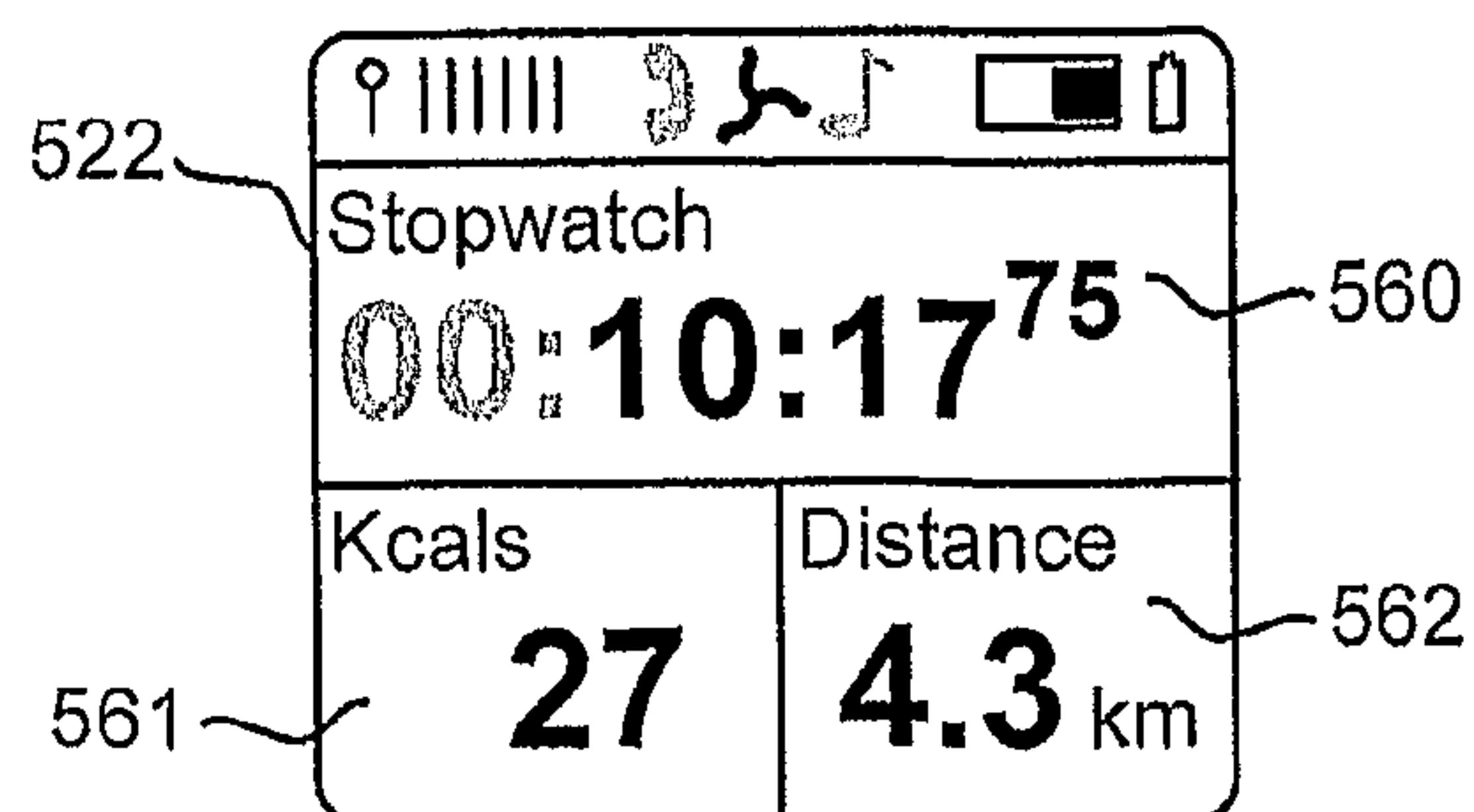


Fig 5c

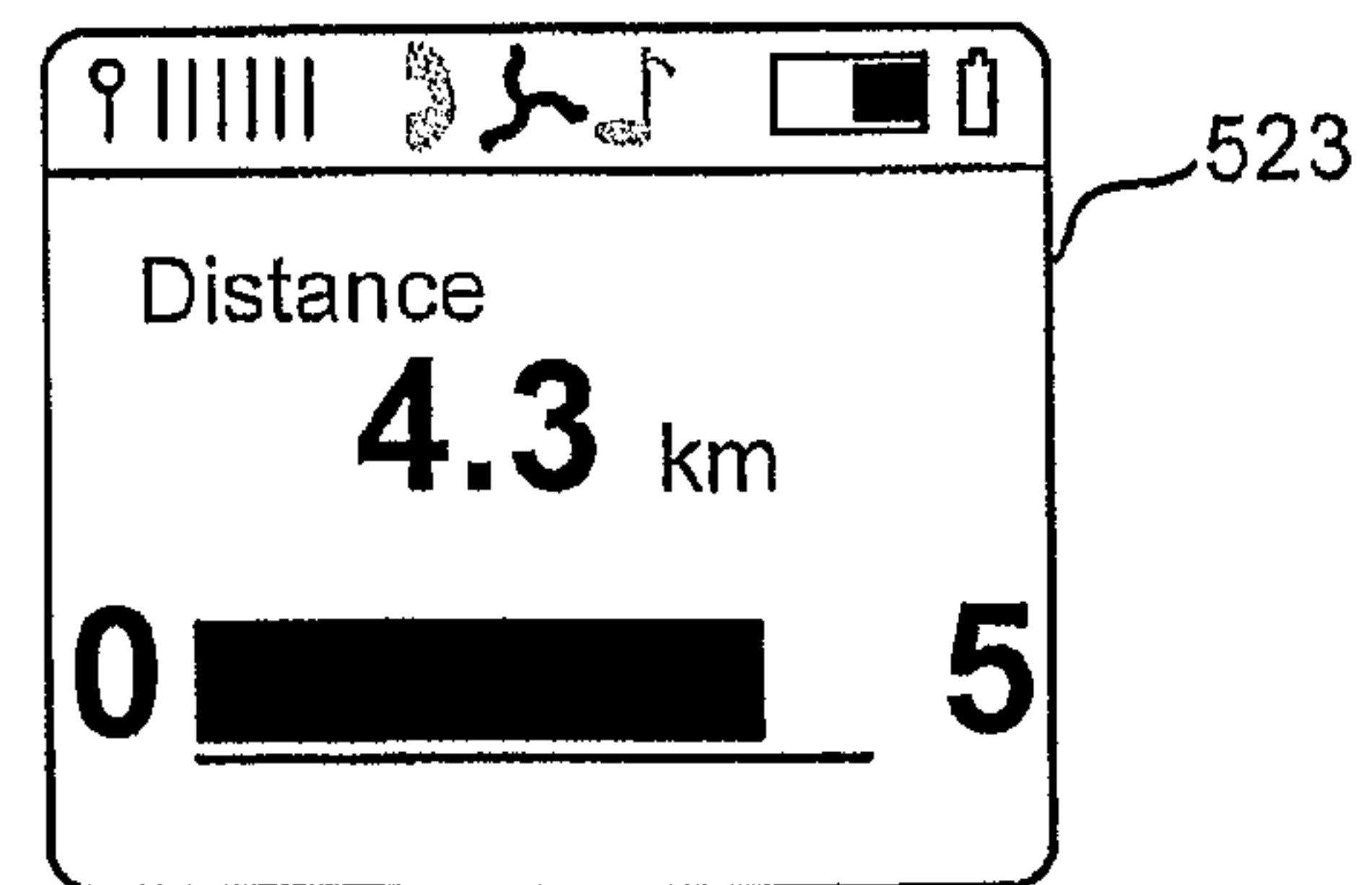


Fig 5d



4/5

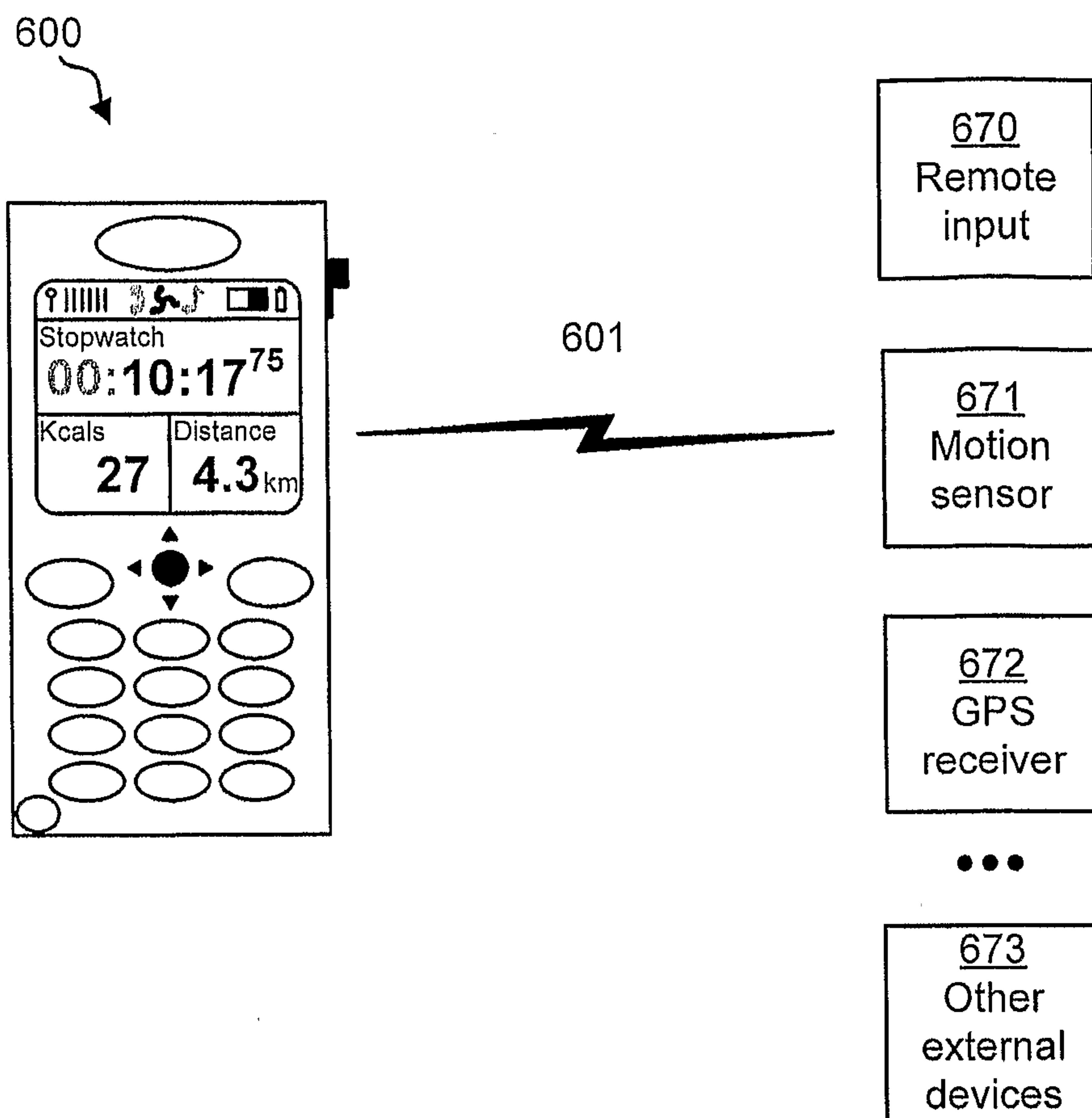


Fig 6

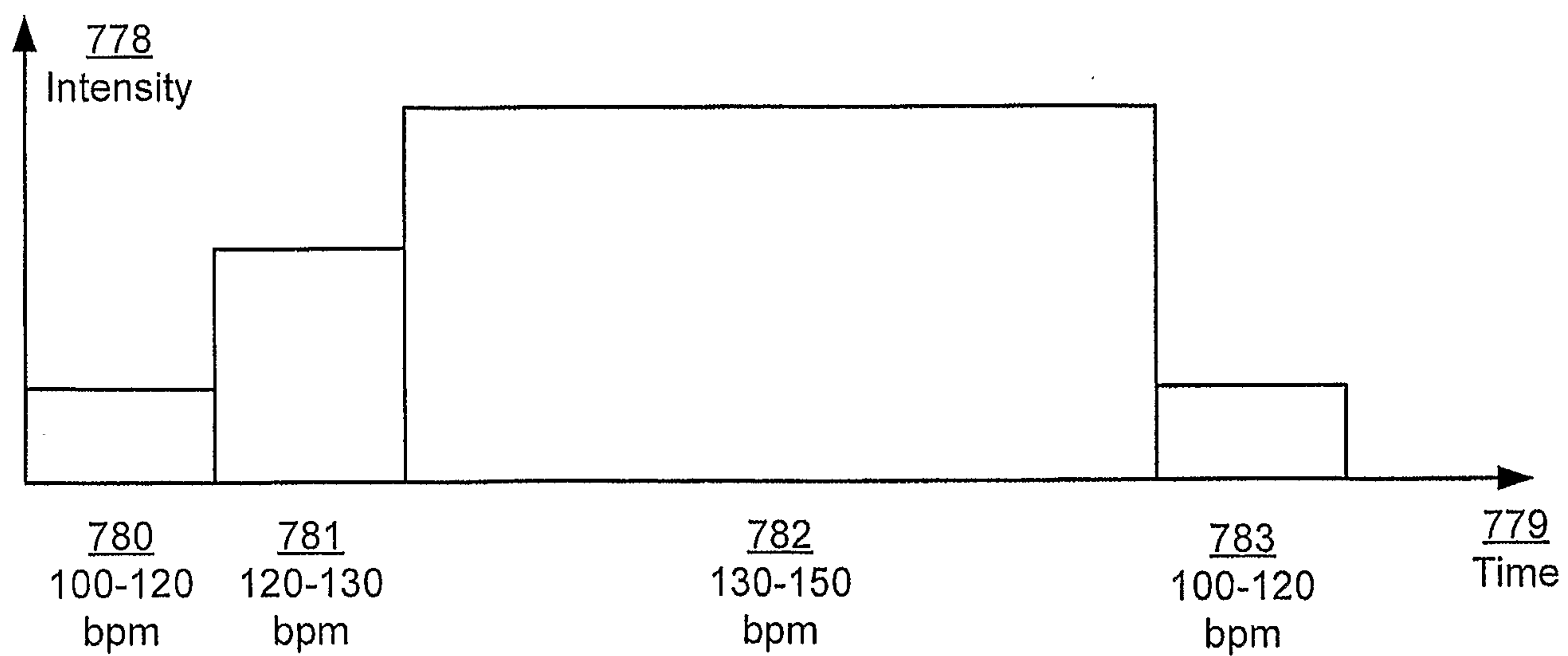


Fig 7

5/5

<u>885</u> ID	<u>886</u> Song name	<u>887</u> BPM	<u>888</u> ...
<u>889</u>	High speed chase	150	...
<u>890</u>	Chilling	106	...
<u>891</u>	Keep it cool	112	...
<u>892</u>	Kicking it	132	...
<u>893</u>	Evereasy	102	...

*Fig 8*



520



550



Rival layout

Rival, Dist, Kcals, Time

551



Running layout

Time, Kcals, Distance

552



Walking layout

Time, Distance

553



Simple layout

Time