



US00D367236S

United States Patent [19]

[11] **Patent Number: Des. 367,236**

Groothuizen et al.

[45] **Date of Patent: *** Feb. 20, 1996**

[54] **PREGNANCY TESTING STICK**
[75] Inventors: **Theodorus J. J. Groothuizen; Jozef H. M. Raijmakers**, both of BE Rotterdam; **Irene P. J. van Peer**, Re Gouda, all of Netherlands

D. 275,268 8/1984 Molloy et al. D10/81
D. 315,520 3/1991 Murray et al. D10/57
D. 348,522 7/1994 Groothuizen D24/223

Primary Examiner—Antoine Duval Davis
Attorney, Agent, or Firm—Louis A. Morris

[73] Assignee: **Chefaro International B.V.**, Rotterdam, Netherlands

[57] CLAIM

The ornamental design for a pregnancy testing stick, as shown and described.

[*] Notice: The portion of the term of this patent subsequent to Jan. 9, 2010, has been disclaimed.

DESCRIPTION

[**] Term: **14 Years**

FIG. 1 is a top plan view of a pregnancy testing stick;
FIG. 2 is a left side view thereof;
FIG. 3 is a bottom plan view thereof;
FIG. 4 is a front end view thereof;
FIG. 5 is a rear end view thereof;
FIG. 6 is a top, left side and rear end perspective view thereof;
FIG. 7 is a left side view of the inside portion of my new design, shown with the cap removed for ease of illustration;
FIG. 8 is a front end view thereof of FIG. 7;
FIG. 9 is a rear end view thereof of FIG. 7;
FIG. 10 is a top plan view of the cap portion of my new design, shown with the handle removed for ease of illustration;
FIG. 11 is a left side view thereof of FIG. 10;
FIG. 12 is a bottom plan view thereof of FIG. 10;
FIG. 13 is a front end view thereof of FIG. 10; and,
FIG. 14 is a rear end view thereof of FIG. 10.

[21] Appl. No.: **28,291**

[22] Filed: **Sep. 12, 1994**

[30] Foreign Application Priority Data

May 4, 1994 [BX] Benelux TM/Des. Off. 69708-01-04

[52] U.S. Cl. **D10/81**; D10/78

[58] Field of Search D10/46, 57, 78, D10/81; D24/223, 224, 225; 128/749, 759; 422/61, 57, 58, 68.1; 436/534, 808, 810, 814, 818, 901; 435/970

[56] References Cited

U.S. PATENT DOCUMENTS

D. 254,725 4/1980 Rawson et al. D10/78 X

1 Claim, 4 Drawing Sheets

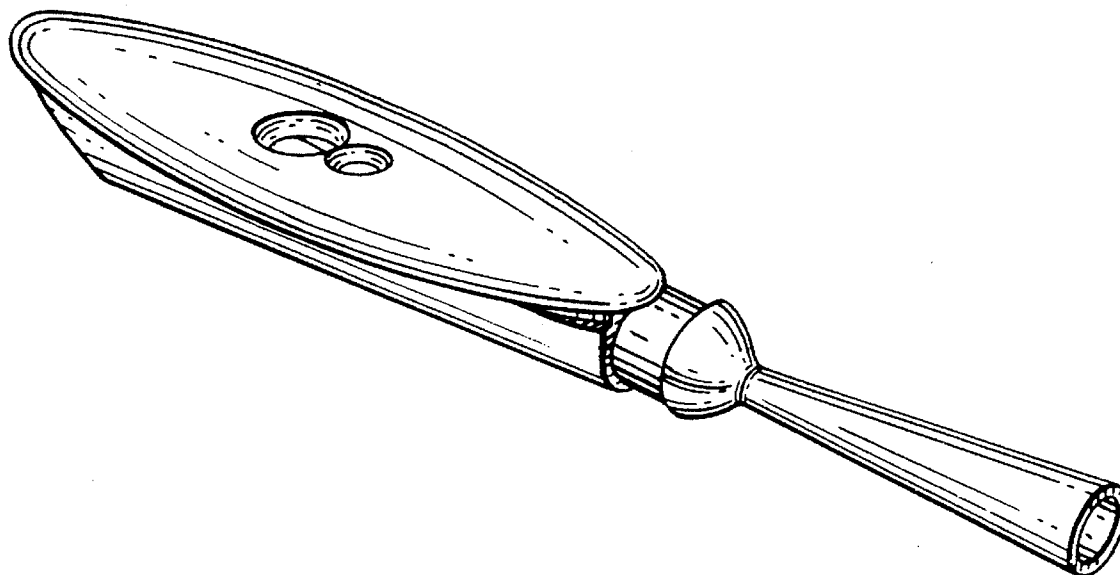


FIG. 1

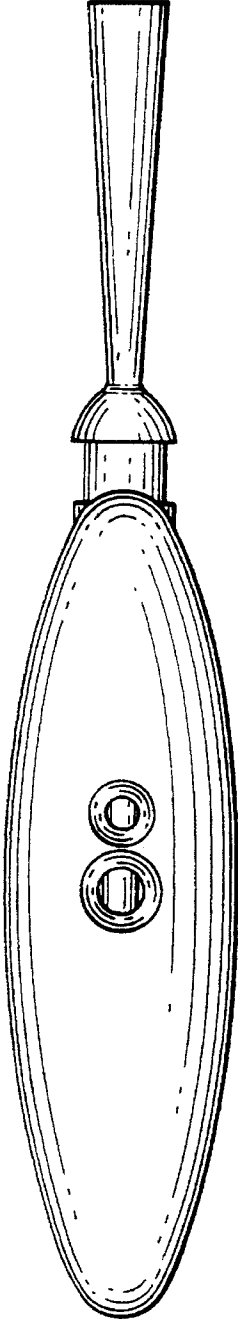


FIG. 2




FIG. 3

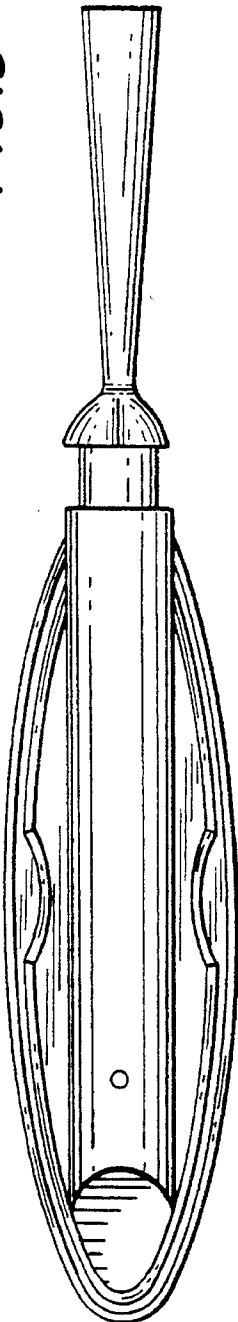


FIG. 4

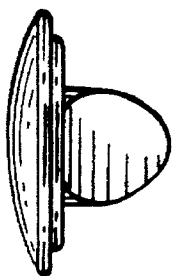


FIG. 5

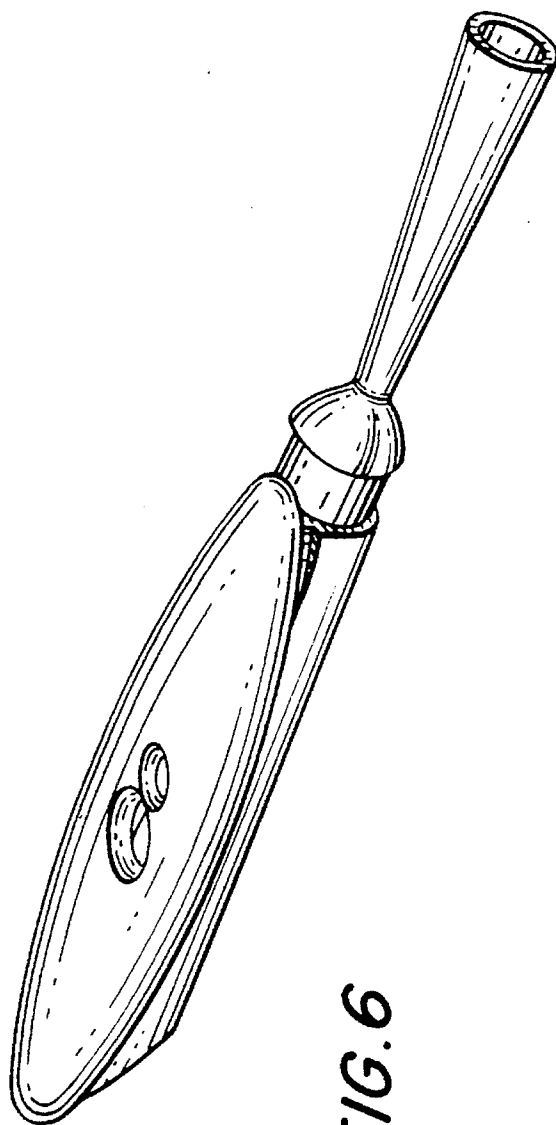
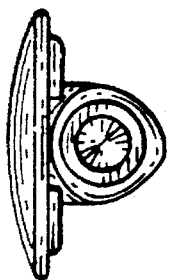


FIG. 6

FIG.7

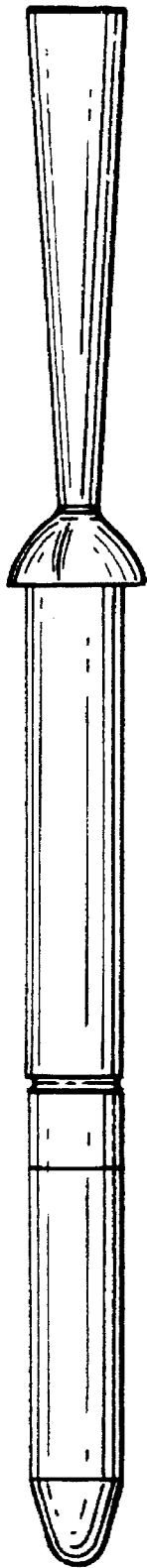


FIG.8

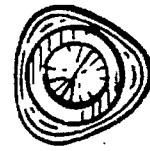


FIG.9

FIG. 10

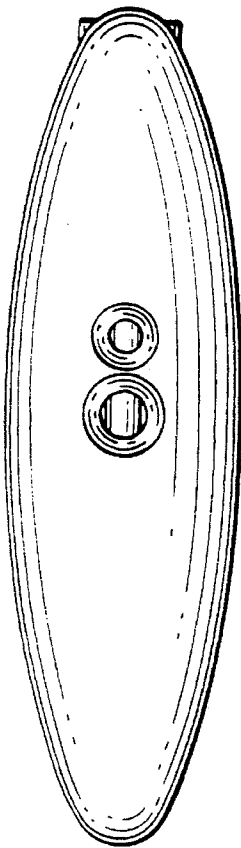


FIG. 13

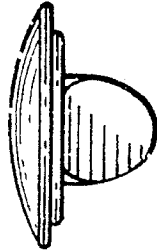


FIG. 14

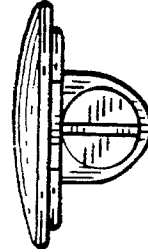


FIG. 11



FIG. 12

