



US00D874396S

(12) **United States Design Patent**
Rao

(10) **Patent No.:** **US D874,396 S**

(45) **Date of Patent:** **** Feb. 4, 2020**

- (54) **AUTOMOBILE JUMP STARTER**
- (71) Applicant: **Guangdong Global Egrow (Zhaoqing) Cross-Boarder E-Commerce Co., Ltd., Guangdong (CN)**
- (72) Inventor: **Zhiwen Rao, Jiangxi (CN)**
- (73) Assignee: **Guangdong Global Egrow (Zhaoqing) Cross-Boarder E-Commerce Co., Ltd., Guangdong (CN)**
- (**) Term: **15 Years**
- (21) Appl. No.: **29/659,432**
- (22) Filed: **Aug. 9, 2018**
- (30) **Foreign Application Priority Data**

D742,310 S *	11/2015	Yen	D13/108
D745,455 S *	12/2015	Nook	D13/103
D746,770 S *	1/2016	Nook	D13/103
D769,188 S *	10/2016	Miller	D13/107
D780,689 S *	3/2017	Inskeep	D13/107
D786,192 S *	5/2017	Liu	D13/107
D786,790 S *	5/2017	Miller	D13/108
D797,044 S *	9/2017	Miller	D13/108
D803,151 S *	11/2017	Zhou	D13/107
D814,406 S *	4/2018	Yang	D13/107
D821,306 S *	6/2018	Liu	D13/107
D823,243 S *	7/2018	Toscani	D13/107
D838,669 S *	1/2019	Miller	D13/108
D845,229 S *	4/2019	Chen	D13/103
D851,586 S *	6/2019	Liu	D13/108

* cited by examiner

Apr. 28, 2018 (CN) 2018 3 0188062

(51) **LOC (12) Cl.** **13-02**

(52) **U.S. Cl.**
USPC **D13/107**

(58) **Field of Classification Search**

USPC D13/103, 107-110, 118-119, 184, 199;
D14/251, 253, 432, 434
CPC Y02E 60/10; Y02E 60/12; Y02E 60/122;
Y02E 60/124; Y02E 60/50; H02J 7/00;
H02J 7/0003; H02J 7/0011; H02J 7/0013;
H02J 7/0054; H02J 7/0055; H02J 7/0057;
H01M 10/44; H01M 10/46; H01M
10/465; H01M 10/482; H01M 2/02;
H01M 2/022; H01M 2/0202; H01M
2/0207; H01M 2/0212; H01M 2/1061;
H01M 2/1022; H01M 2/1055; H01M
2/1066; H01M 2/105; H01M 2/20; H01M
2/202; H01M 2/204; H01M 2/206; H01M
2200/30; H01M 2250/30; H01M 2250/40

See application file for complete search history.

(56) **References Cited**

U.S. PATENT DOCUMENTS

D701,490 S *	3/2014	Inskeep	D13/110
D730,280 S *	5/2015	Koebler	D13/107

Primary Examiner — Rosemary K Tarcza
(74) *Attorney, Agent, or Firm* — JCIPRNET

(57) **CLAIM**

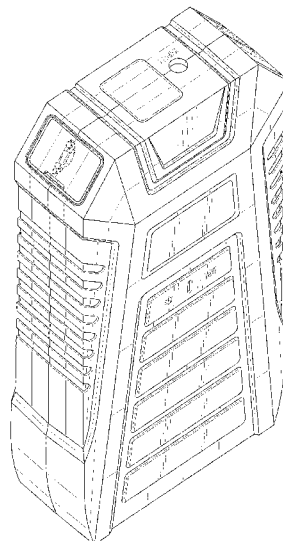
The ornamental design for an automobile jump starter, as shown and described.

DESCRIPTION

FIG. 1 is a front perspective view of an automobile jump starter, showing my new design;
FIG. 2 is a rear perspective view thereof;
FIG. 3 is a front view thereof;
FIG. 4 is a rear view thereof;
FIG. 5 is a left side view thereof;
FIG. 6 is a right side view thereof;
FIG. 7 is a top view thereof; and,
FIG. 8 is a bottom view thereof.

The broken lines shown in the drawings are for the purpose of illustrating portions of the automobile jump starter that form no part of the claimed design.

1 Claim, 6 Drawing Sheets






FIG. 1




FIG. 2

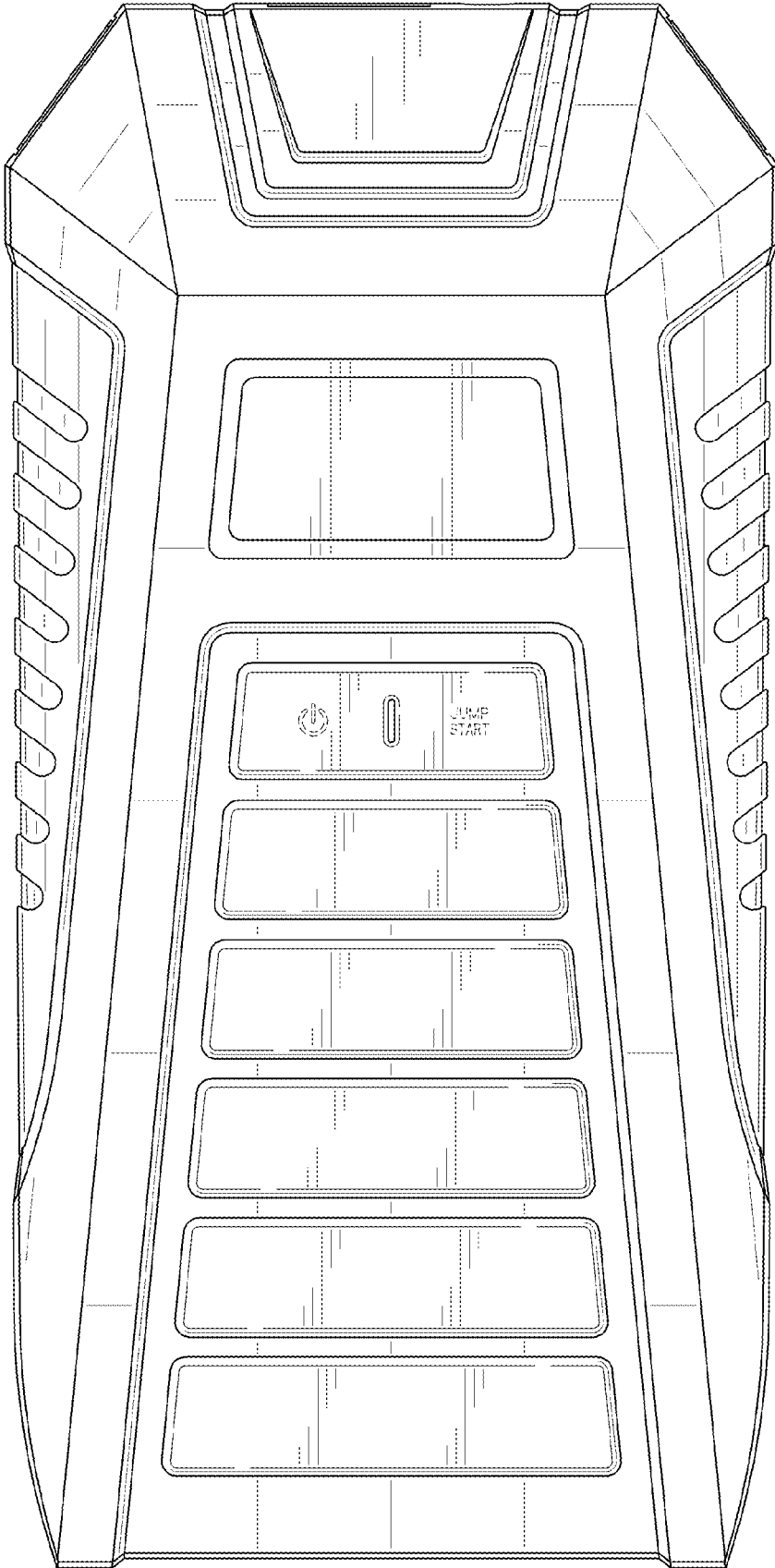


FIG. 3

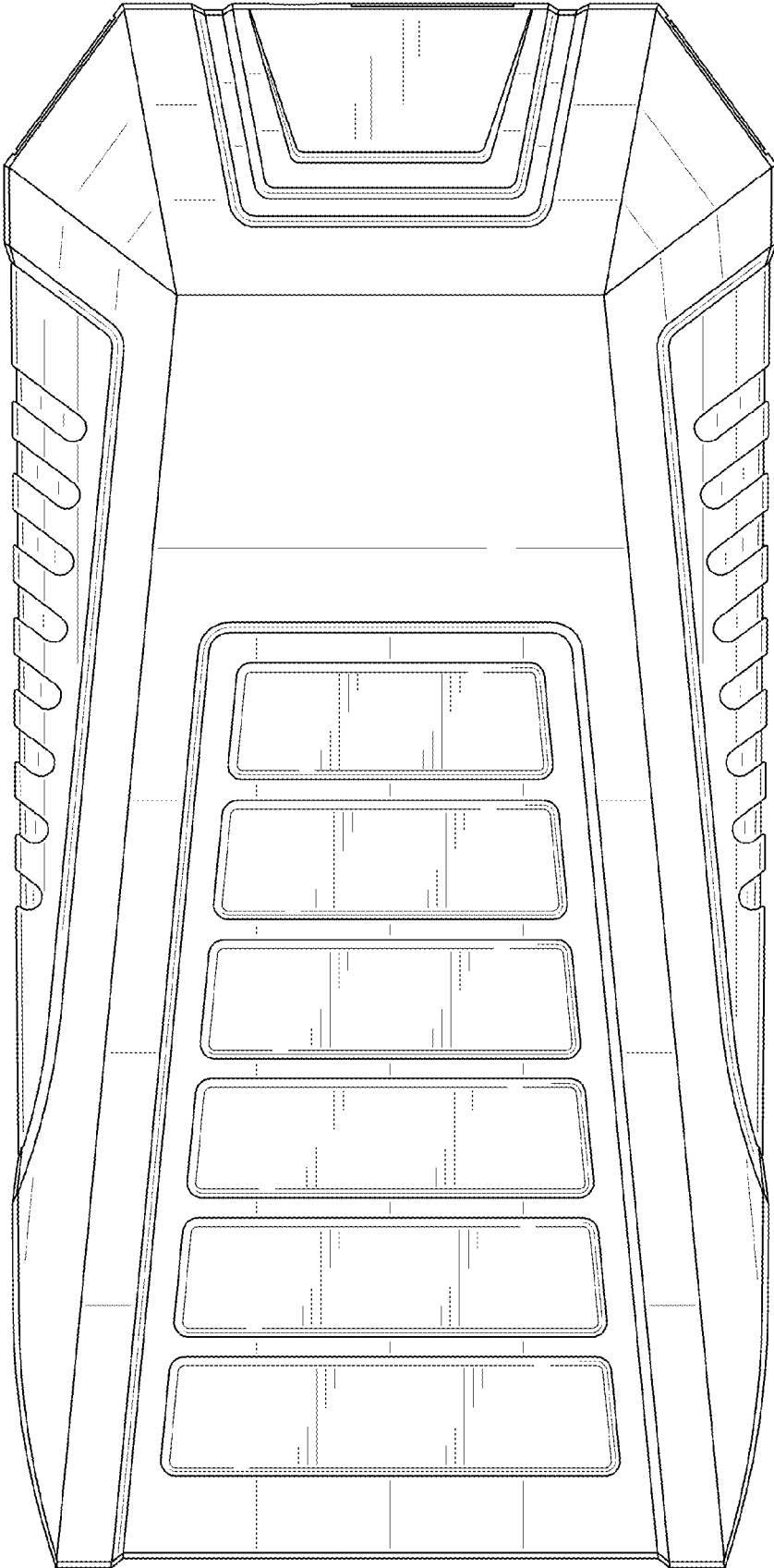


FIG. 4

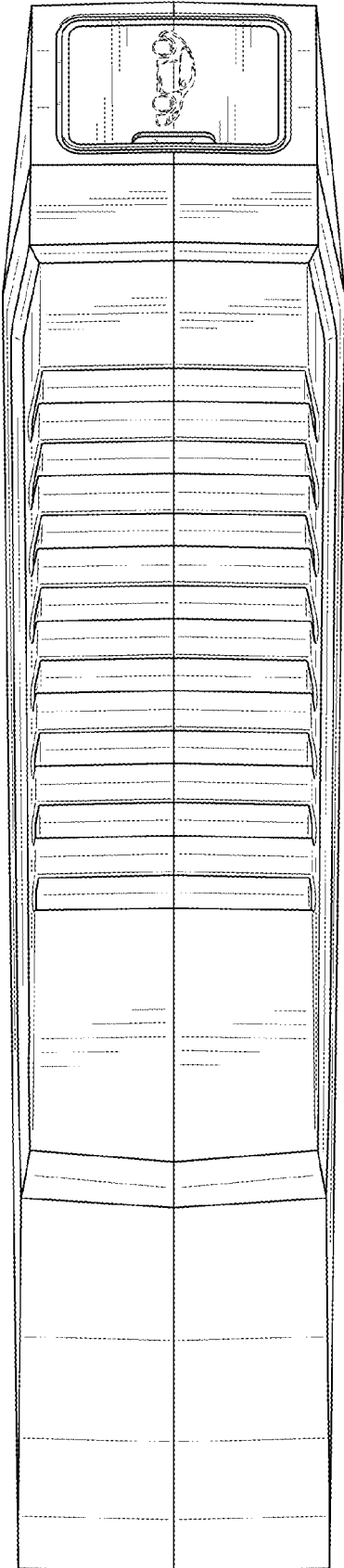


FIG. 5

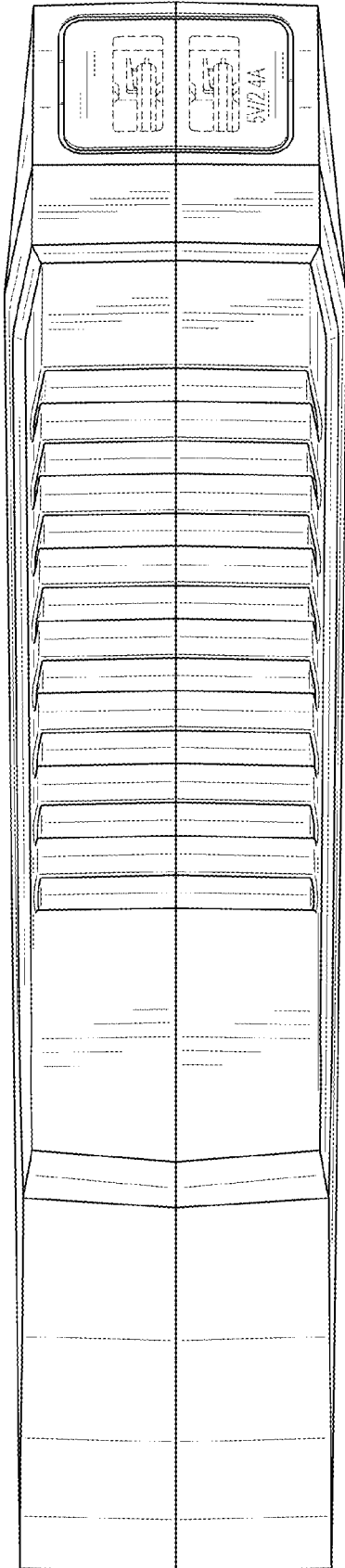


FIG. 6

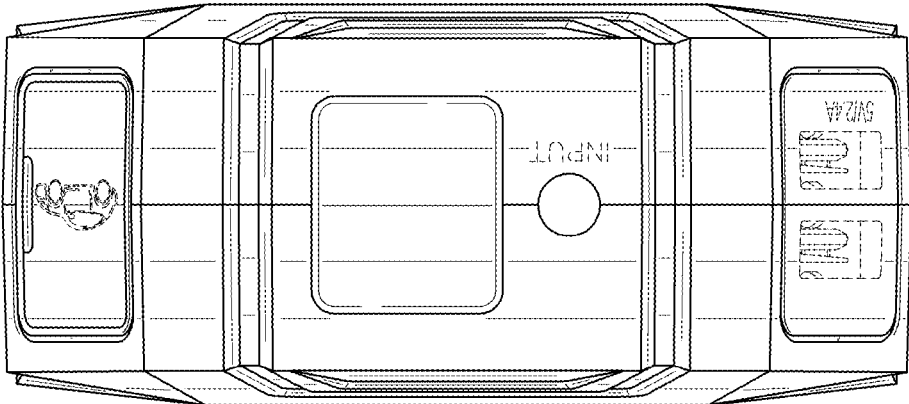


FIG. 7




FIG. 8