



- (51) **International Patent Classification:**
A43B 17/00 (2006.01) *A43B 13/38* (2006.01)
A43B 1/00 (2006.01)
- (21) **International Application Number:**
PCT/IL2019/050429
- (22) **International Filing Date:**
16 April 2019 (16.04.2019)
- (25) **Filing Language:** English
- (26) **Publication Language:** English
- (30) **Priority Data:**
62/661,013 22 April 2018 (22.04.2018) US
- (71) **Applicant: INSAND LTD.** [IL/IL]; 463 Derech Hagfanim, Nir Banim. (IL).
- (72) **Inventors: OPHIR, Anat;** 463 Derech Ha-Gefanim Street, Moshav Nir Banim (IL). **AGAKI BARDENSTEIN, Moran;** 8 Ha-Gilboa Street, Mevaseret Zion (IL).
- (74) **Agent: GILLIS, Sally;** Eitan Mehulal Sadot, 10 Abba Eban Blvd., 4612002 Herzlia (IL).
- (81) **Designated States** (*unless otherwise indicated, for every kind of national protection available*): AE, AG, AL, AM, AO, AT, AU, AZ, BA, BB, BG, BH, BN, BR, BW, BY, BZ, CA, CH, CL, CN, CO, CR, CU, CZ, DE, DJ, DK, DM, DO, DZ, EC, EE, EG, ES, FI, GB, GD, GE, GH, GM, GT, HN, HR, HU, ID, IL, IN, IR, IS, JO, JP, KE, KG, KH, KN, KP, KR, KW, KZ, LA, LC, LK, LR, LS, LU, LY, MA, MD, ME, MG, MK, MN, MW, MX, MY, MZ, NA, NG, NI, NO, NZ, OM, PA, PE, PG, PH, PL, PT, QA, RO, RS, RU, RW, SA, SC, SD, SE, SG, SK, SL, SM, ST, SV, SY, TH, TJ, TM, TN, TR, TT, TZ, UA, UG, US, UZ, VC, VN, ZA, ZM, ZW.

(54) **Title:** INSOLE, INSERT, SOLE, AND SHOES AND FOOTWEAR HAVING SUCH COMPONENTS

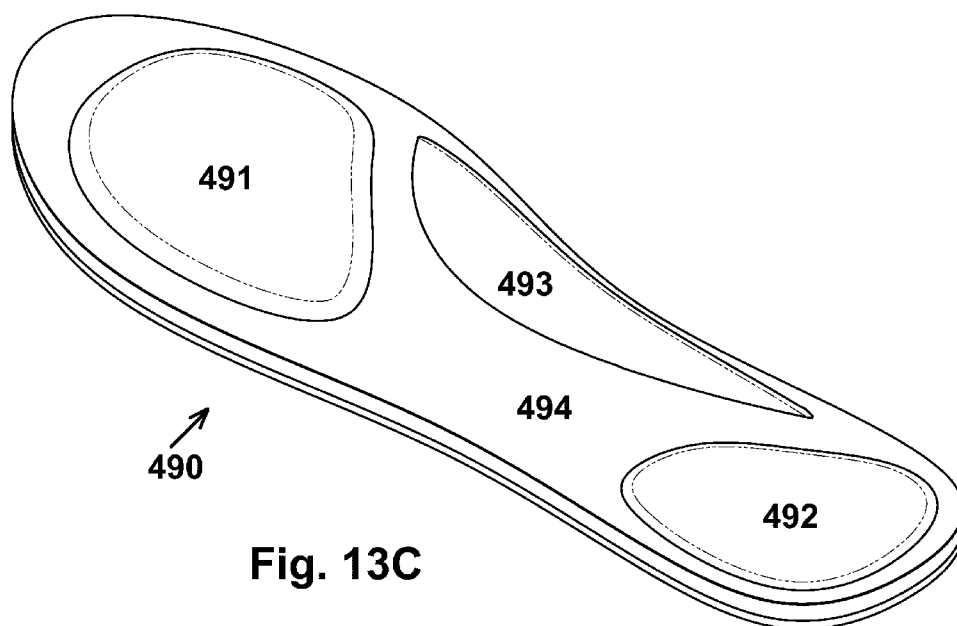


Fig. 13C

(57) **Abstract:** An article includes an insole which includes at least a base layer, and a plurality of discrete elastic shape-shifting pockets that are attached to the base layer and are protruding upwardly relative to the base layer. Each pocket stores a mixture of two or more particulate materials. At least one particulate material is: natural sand, synthetic sand, artificial sand, kinetic sand, silica, or quartz. At least one other particulate material is: powdered aluminum, powdered titanium, powdered zinc, powdered magnesia, powdered silver, powdered anti-bacterial agent, powdered metal, powdered talcum, air, grained cork, grained coal, or grained wood. The article is implemented as a stand-alone replaceable insole for a shoe; or as a shoe; or as a sock; or as a cuttable article.



(84) Designated States (*unless otherwise indicated, for every kind of regional protection available*): ARIPO (BW, GH, GM, KE, LR, LS, MW, MZ, NA, RW, SD, SL, ST, SZ, TZ, UG, ZM, ZW), Eurasian (AM, AZ, BY, KG, KZ, RU, TJ, TM), European (AL, AT, BE, BG, CH, CY, CZ, DE, DK, EE, ES, FI, FR, GB, GR, HR, HU, IE, IS, IT, LT, LU, LV, MC, MK, MT, NL, NO, PL, PT, RO, RS, SE, SI, SK, SM, TR), OAPI (BF, BJ, CF, CG, CI, CM, GA, GN, GQ, GW, KM, ML, MR, NE, SN, TD, TG).

Published:

— *with international search report (Art. 21(3))*

Insole, Insert, Sole, and Shoes and Footwear Having Such Components

Cross-Reference to Related Applications

[0001] This patent application claims priority and benefit from US 62/661,013, filed on April 22, 2018, which is hereby incorporated by reference in its entirety.

Field

[0002] The present invention relates to the field of shoes and footwear.

Background

[0003] Millions of people worldwide wear shoes and other types of footwear on a daily basis. For example, shoes protect and comfort the human feet while a person is standing, walking, running, or performing other activities. Some shoes are worn as a fashion article; and some types of footwear articles are worn for specific purposes. For example, rain-boots are often worn to protect the human feet from becoming wet on a rainy day or when the ground is covered with water.

Summary

[0004] Some embodiments of the present invention comprise an insert or insole (e.g., an insertable / removable / replaceable / detachable insole or insert or layer) for a shoe or for other footwear article (e.g., for a boot, for a sandal, for sneakers, or the like), and particularly a removable and/or detachable and/or replaceable and/or detachable shoe-insert or footwear-insert or insole that a user may easily insert into (and later, easily remove from) a shoe or other footwear article. The insert or insole of the present invention has or comprises therein one or more pockets, or particularly (for example) two pockets or three pockets; such as, a front-side pocket beneath the fore-foot, and a side pocket (or a side set-of-pockets) below the median arch of the foot, and a rear pocket beneath the heel. Each one of these pockets comprises or contains or stores therein a particulate or granular or powdered combination or mixtures of two or more materials.

[0005] In some embodiments, each one of those insole pocket may store a mixture of materials, which may include, for example: (A) “kinetic sand”, together with (mixed with) air, or in vacuum (e.g., without any air in such pocket); or sand and/or silica and/or quartz, and/or

fine-grained and/or powdered sand and/or silica and/or quartz; and (B) further mixed with powdered aluminum or powdered titanium or powdered zinc or powdered magnesia (powdered MgO, powdered magnesium oxide), powdered silver or other powdered metal, particularly having anti-bacterial properties, or other anti-bacterial agent, or air; and (C) powdered or fine-grained talcum and/or cork and/or wood and/or coal, or air.

[0006] In some embodiments, an article includes an insole which includes at least a base layer, and a plurality of discrete elastic shape-shifting pockets that are attached to the base layer and are protruding upwardly relative to the base layer. Each pocket stores a mixture of two or more particulate materials. At least one particulate material is: natural sand, synthetic sand, artificial sand, kinetic sand, silica, or quartz. At least one other particulate material is: powdered aluminum, powdered titanium, powdered zinc, powdered magnesia, powdered silver, air, powdered anti-bacterial agent, powdered metal, powdered talcum, grained cork, grained coal, or grained wood. The article is implemented as a stand-alone replaceable insole for a shoe; or as an integral part of a sole of a shoe; or as a sock.

[0007] Each such insole pockets storing such unique combination or mixture of these materials, operates as a Short-Term memory layer and provides dynamically-changing support and/or comfort to the human wearer, while enabling each pocket to separately and/or discretely shape-shift in response to dynamic movement by the wearer, and/or while creating stimulus to the foot to engage with the insole pocket(s), thereby increasing blood flow towards or within the foot, preventing or mitigating thrombosis, reducing anxiety, increasing attention span and focus (for some users), providing tactile stimulus, and/or providing other benefits.

[0008] Some embodiments of the present invention may further comprise a shoe or other footwear article, or a sock or legging or stocking, which has a pre-produced or integral or integrated or built-in sole or insole or sole-layer or internal lining, which may have or may comprise such built-in or integral pocket(s) having such unique mixture in them.

[0009] The present invention may provide other and/or additional advantages and/or benefits.

Brief Description of the Drawings

[0010] Fig. 1A is a schematic illustration of an insole or insert, in accordance with some demonstrative embodiments of the invention.

[0011] Fig. 1B is a schematic illustration of a set of components of an insole, in accordance with some demonstrative embodiments of the present invention.

[0012] Fig. 2A is a schematic illustration of another insole or insert, in accordance with some demonstrative embodiments of the invention.

[0013] Fig. 2B is a schematic illustration of another set of components of an insole, in accordance with some demonstrative embodiments of the present invention.

[0014] Fig. 3A is a schematic illustration of yet another insole or insert, in accordance with some demonstrative embodiments of the invention.

[0015] Fig. 3B is a schematic illustration of yet another set of components of an insole, in accordance with some demonstrative embodiments of the present invention.

[0016] Fig. 4 is a schematic illustration of a top view of a pair of two insoles or inserts, in accordance with some demonstrative embodiments of the invention.

[0017] Fig. 5 is a schematic illustration of another insole or insert, in accordance with some demonstrative embodiments of the invention.

[0018] Fig. 6 is a schematic illustration of two layers, which may be bonded or glued or connected to each other to form an insole or insert, in accordance with some demonstrative embodiments of the invention.

[0019] Fig. 7 is a schematic illustration of two layers, which may be bonded or glued or connected to each other to form an insole or insert, in accordance with some demonstrative embodiments of the invention.

[0020] Fig. 8 is a schematic illustration of three layers, which may be bonded or glued or connected to each other to form an insole or insert, in accordance with some demonstrative embodiments of the invention.

[0021] Fig. 9A is a schematic illustration of three other layers, which may be glued or bonded or attached together, to form an insole or insert in accordance with some demonstrative embodiments of the present invention.

[0022] Fig. 9B is a schematic illustration of a top view of the bottom two layers of an insole or insert, in accordance with some demonstrative embodiments of the present invention.

[0023] Fig. 9C is a schematic illustration of a perspective view of an insole or insert, in accordance with some demonstrative embodiments of the present invention.

[0024] Fig. 10 is a schematic illustration of a side view of a shoe, in accordance with some demonstrative embodiments of the present invention.

[0025] Fig. 11 is a schematic illustration of a side view of a sock, in accordance with some demonstrative embodiments of the present invention.

[0026] Fig. 12 is a schematic illustration of a sock, in accordance with some demonstrative embodiments of the present invention.

[0027] Fig. 13A is a schematic illustration of another set of three layers, which may be glued or bonded or attached together, to form an insole or insert in accordance with some demonstrative embodiments of the present invention.

[0028] Fig. 13B is a schematic illustration of a top view of the bottom two layers of another insole or insert, in accordance with some demonstrative embodiments of the present invention.

[0029] Fig. 13C is a schematic illustration of a perspective view of another insole or insert, in accordance with some demonstrative embodiments of the present invention.

[0030] Fig. 14A is a schematic illustration of a perspective view of a cuttable article, which is convertible or cuttable into an insert or insole, in accordance with some demonstrative embodiments of the present invention.

[0031] Fig. 14B is a schematic illustration of a perspective view of another cuttable article, which is convertible or cuttable into an insert or insole, in accordance with some demonstrative embodiments of the present invention.

Detailed Description of Some Demonstrative Embodiments of the Present Invention

[0032] The terms “shoe” or “shoes” or “footwear” or “footwear article(s)”, as used herein, may include any suitable type of shoe or shoes or footwear which may comprise a sole and/or which may accommodate therein (or therein) a removable or detachable or insertable or replaceable insert or footwear-insert or insole or insole-layer; including, for example, casual shoes, formal shoes, athletic shoes, sports shoes, sneakers or sneaker shoes, shoes or footwear formed of leather and/or rubber and/or plastic materials and/or fabric, dress shoes, casual shoes, slip-on shoes, high-heel shoes or high-heeled footwear, mules or “mule” type shoes, sling-back shoes, clogs, platform shoes, sandals, open-toe shoes, boat shoes, slippers, shoes for indoor use, shoes for outdoor use, boots, rain-boots, ski boots, hiking boots, dance shoes, tap shoes, military shoes, orthopedic shoes, flip-flops, and/or other suitable types of footwear.

[0033] The terms “insole” or “insert” or “shoe-insert” or “footwear-insert” as used herein may include, for example, a removable shoe-insert or footwear-insert or a layer or a cushioning-layer or an augmented-layer that can be inserted by a human wearer into a shoe (or into a footwear) without utilizing insertion tools and/or without using attachment tools and/or without using attachment materials (e.g., glue), and/or such shoe-insert or footwear-insert

which may be removable by a human wearer from a shoe (or from a footwear) without utilizing extraction tools and/or without utilizing removal tools.

[0034] The term “sole” as used herein may include, for example, a bottom part or bottom region or bottom area or bottom layer(s) of a shoe (or of a footwear) which separates between the ground and the bottom-side of the foot of the human wearer; for example, a “sole” of a shoe (or of other footwear) may comprise or may correspond to three layers: a removable or non-removable “insole” which is the top-layer of the sole (e.g., which directly touches the bottom-side of the human foot, and does not touch the ground that the human wearer walks on), an “outsole” which is the bottom layer of the sole (e.g., which directly touches the ground, and which does not directly touch the foot of the human wearer), and a “mid-sole” or “midsole” which is a middle layer of the sole and is sandwiched or trapped between the insole (the upper layer of the sole) and the outsole (which is the bottom layer of the sole).

[0035] The Applicants have realized that some conventional shoes or footwear articles (e.g., boots, sandals, sports shoes, or the like) may provide some protection or support to the human wearer; however, many users may still feel discomfort or inconvenience when wearing their shoes (or footwear), particularly after elongated period of times, such as after wearing the shoes continuously for eight hours (e.g., at work in school, or the like).

[0036] The Applicants have realized that some users desire to relieve or reduce the discomfort, by adding or inserting into their shoes an insertable insole or an insert, such as formed of rubber or sponge, in order to provide some comfort; or, some users choose to wear particular types of shoes that have insoles that already comprise a built-in or integrated sole having a cushioning layer, such as formed of foam material or sponge material.

[0037] However, the Applicants have realized that such conventional inserts, insertable insoles, or built-in soles, may operate – at most – as a Long-Term Memory Layer, which assumes within a few minutes or hours or days particular fixed shape and/or form and/or spatial structure that correspond to the footprint of the human wearer during that time-frame, and then continue to assume the same fixed shape and form and spatial structure generally continuously for months or even years, and they do not return back to their original form and/or they do not dynamically change their form or shape or structure from one day to the next day or from one hour to the next hour.

[0038] The Applicants have further realized that a human wearer may have a different or a slightly-different footprint, each time that he or she utilizes a shoe or an insole or insert, due to one or more reasons or causes or conditions that were identified by the Applicants; for example,

a shoe and/or a sole and/or an insert and/or an insole may slightly expand or shrink due to temperature changes or due to other environmental changes (e.g., becoming wet or slightly wet or moist, from rain or from water or even from human sweat); similarly, a human foot may expand or swell or bloat due to temperature changes or due to a medical condition or due to other reasons that may cause feet to swell or to bloat or to conversely shrink in size or reduce in size (e.g., pregnancy; diabetics; cancer; malnutrition; dieting; over-eating); furthermore, an insert and/or an insole may slightly move within the shoe (or the footwear) from one wearing-session to a subsequent wearing-session, since the insole or insert is typically non-glued to the shoe itself, and is still free to slightly move – even by 1 or 2 or 5 millimeters, forward and/or backward and/or sideways – such as due to the friction force or the pushing force or the pulling force that the user applies when he inserts his foot into the shoe and/or when he removes his foot from the shoe, thereby causing slight (yet important) movements of the insole or insert; due to wear-and-tear of the shoe and/or the sole and/or the insert and/or the insole; due to the time-of-day or the time-frame in which the user wears the shoe, or the level of effort or tiredness of the user or the type of activity that the user performs. For example: user Adam wears his shoes and insoles and applies to them great pressure when he walks (or runs), but applies to them smaller pressure when he sits, and the Long-Term Memory Layer fails to respond to the two different levels of pressure in these two different activities; similarly, user Janet applies to her shoes or insoles a greater amount of pressure at 9 AM when she starts her workday, but applies to her same shoes or insoles a smaller amount of pressure at 5 PM when she ends her workday and is tired; or the like.

[0039] Moreover, the Applicants have realized that a conventional insole or sole or insert, even if formed with Long-Term Memory properties, fails to dynamically accommodate itself and/or its three-dimensional shape to the continuous and dynamic changes in foot-pressure that is applied to different areas or regions of the insole (or sole, or insert) as a person is walking or running; for example, even during a walking activity, the wearer applies different levels of pressure (e.g., in the front side, or in the back side, of the foot) when he lifts his foot off the ground, or when he presses his foot into (or towards) the ground, or when his foot (and his shoe) travel(s) momentarily in the air between two steps, or the like.

[0040] The Applicants have developed a unique and novel insole or shoe-insert or footwear-insert or removable insole, as well as a built-in insole or integrated insole which may be an integral part of a sole of a shoe (or of other footwear) or may be an integral part of a sock or stocking or legging, which operates as a Short-Term Memory Layer: once it comes into

contact with, or under pressure of, the foot of the human wearer, it rapidly or immediately or instantly assumes the shape or form or structure of the particular wearer's foot; but then, once the human wearer removes his or her foot from the shoe (or sock, or insole), or once the human wearer slightly moves his foot within the shoe or within the sock or on top of the insole, the unique shape-shifting layer dynamically and rapidly or instantly or immediately assumes its original or idle or non-pressed position or spatial structure or shape or form, or it "springs back" (immediately, or gradually within a second or two seconds or three seconds) to its original spatial structure, or it transforms or shape-shifts back to a form that is generally similar to its original non-pressed spatial structure; such that the next time that the wearer utilizes that insole with that shoe (or footwear), or the next time that the wearer puts on that shoe (with integrated insole) or that sock (with integrated insole), the unique insole or insert again dynamically assumes a new, fresh, current structure that accommodates the new, fresh, current foot-print of the wearer, which may be slightly different from the previous foot-print due to one or more reasons.

[0041] Moreover, the insole or insert or sole of the present invention, which may be a stand-alone removable insole or may be integrated within a shoe or a footwear or a sock or stocking or legging, may dynamically shape-shift or may dynamically change its form or shape or three-dimensional structure, not only from one day to the next day; but also, in a dynamic and continuous manner, during the same wearing-session, accommodating and adapting its spatial structure to the ongoing changes in the amount or directions of pressure that the user applies towards the insole or insert or sole; and dynamically adjusting its three-dimensional properties to accommodate such changes and to provide increased comfort and convenience to the user under changing conditions.

[0042] In accordance with the present invention, an insert or a shoe-insert or a footwear insert, or an insertable insole or removable insole or detachable insole or replaceable insole, or a sole (or a sole-layer) of a shoe or of a footwear or a sock or a stocking, may comprise one pocket, or two pockets, or three pockets, or four pockets, or five pockets, or other number of discrete or separate pockets, or a set of insole pockets that are entirely separate from each other and do not share any common edge or panel or border, or a set of insole pockets that are discrete from each other (e.g., such that the content in Pocket A does not mix with the content in Pocket B) yet may share a common panel or edge or border, or a combination of such pockets which may be of the same type or may be of different types. Each one of such insole pockets may comprise, for example: Kinetic Sand with air; or, exclusively Kinetic Sand (e.g., without air;

being trapped with a vacuum in such pocket); or, a combination or mixture of materials, such as: sand and/or silica and/or quartz, and/or fine-grained sand and/or powdered sand, and/or fine-grained silica and/or powdered silica, and/or fine-grained quartz and/or powdered quartz, and/or gross-grained sand and/or gross-grained silica and/or gross-grained quartz; and (B) further mixed with powdered aluminum and/or powdered titanium and/or powdered zinc and/or powdered magnesia (MgO) and/or powdered silver and/or other powdered metal, particularly having anti-bacterial properties, or other anti-bacterial agent, or air; and (C) powdered or fine-grained talcum and/or cork and/or wood and/or coal.

[0043] In accordance with some embodiments of the present invention, the particular combinations or mixtures of materials, is not merely heavy and hard sea-sand or beach-sand or regular sand; and such unique combination or mixture of which mixes together (in the same insole pocket) two or more materials, is not merely a “sand-like” material, and has unique properties of Short-Term Memory and does not have a property of Long-Term Memory; and the mixture that is enclosed in a Sealed Insole Pocket together with Air (e.g., at a particular ratio of Materials Mixture to Air), has properties of Short-Term memory / Short-Term three-dimensional shape retention, instead of having a property of Long-Term three-dimensional shape retention; and it remains dynamically accommodating to the dynamically-changing footprint and/or the pressures and/or the forces that are applied by the human wearer as long as there are indeed or actually applied, and to the extent that they are indeed or actually applied; and, it springs-back or shape-shifts back (entirely, or at least partially, or gradually within a few seconds or within a few minutes) to its original or idle or non-pressed position or its original three-dimensional shape or structure once such forces or pressures are no longer applied (entirely or partially), and/or it dynamically adjusts or dynamically modifies its three-dimensional shape or structure in response to dynamically-changing forces or pressures that are applied by the human user (e.g., throughout the day, as the human wearer is alert or is tired, as the human wearer engages in different types of activities such as running or walking or sitting or standing or resting, or the like); and/or, such insole pocket containing such unique mixture may be continuously shape-shifting or modifying its shape or three-dimensional structure and does not remain in a constant shape or a fixed or long-term three-dimensional structure.

[0044] In accordance with some embodiments, Kinetic Sand that may be utilized inside a Pocket of an insole or an insert or a sole or a shoe or a sock; and such Kinetic Sand may be produced in one or more suitable manners, or may comprise one or more suitable materials; for

example: mixture of M percent sand with N percent additive(s); mixture of M percent silica or silica-sand with N percent additive(s); mixture of M percent beach-sand or sea-sand with N percent additive(s); mixture of M percent quartz or quartz-sand or quartz-based sand, with N percent additive(s); and/or other suitable mixtures or combinations of materials. In some embodiments, the value of M may be, for example: 100 percent; or 99.5 percent; or 99 percent; or 98.5 percent; or 98 percent; or 97 percent; or 95 percent; or 92 percent; or 90 percent; whereas the value of N (the additive(s)) is equal to 100-N percent of the mixture. In some embodiments, the value of M may be, for example: M>99.9 percent; or M>99.5 percent; or M>99 percent; or M>98.5 percent; or M>98 percent; or M>97 percent; or M>95 percent; or M>92 percent; or M>90 percent; whereas the value of N (the additive(s)) is equal to 100-N percent of the mixture.

[0045] In some embodiments, one or more types of Kinetic Sand may be used in each pocket; and such types may be, for example, one or more (or a mixture of) the following: a commercial material known as “Kinetic Sand” which is a modeling sand toy, made (for example) by “Spin Master Ltd” of Toronto, Ontario, Canada (e.g., available for purchase on its website: www.SpinMaster.com; or available for purchase in “Walmart” stores or in “Target” stores in the United States); moldable sand; sand that sticks only to itself, and does not stick to anything else; modelling sand; shape-able sand which can be shaped into a desired shape and then momentarily assumes or retains that shape before springing back or forming back its previous position or shape; sand that does not dry out; sand that remains soft and does not become rigid over time; a mixture or combination of M percent sand with N percent polydimethylsiloxane or PDMS or Liquid Polymerized Siloxane (where M:N are, for example, 99:1, or 99 : 0.5, or 98:2, or 98.5 : 1.5, or 97:3, or 97.5 : 2.5, or 96:4, or 95:5); a mixture or combination of M percent sand with N percent Silicone Oil (where M:N are, for example, 99:1, or 99 : 0.5, or 98:2, or 98.5 : 1.5, or 97:3, or 97.5 : 2.5, or 96:4, or 95:5); a mixture or combination of M percent sand with N percent oil (where M:N are, for example, 99:1, or 99 : 0.5, or 98:2, or 98.5 : 1.5, or 97:3, or 97.5 : 2.5, or 96:4, or 95:5); a mixture of combination of M percent sand with N percent oil (where M:N are, for example, 99:1, or 99 : 0.5, or 98:2, or 98.5 : 1.5, or 97:3, or 97.5 : 2.5, or 96:4, or 95:5); a mixture of combination of M percent sand with N percent shaving creme (where M:N are, for example, 99:1, or 98:2, or 97:3, or 96:4, or 95:5, or 92:8, or 90:10; or, where M is, for example, M>90, or M>92, or M>95, or M>97, or M>98, or M>99); or a mixture or combination of sand with liquid glue and/or with liquid starch (e.g., wherein the sand is at least 90 percent of the mixture; wherein the mixture is optionally

warmed or cooked for 3 or 4 or 5 or 6 hours at approximately 110 or 120 or 130 or 150 degrees Fahrenheit. In some embodiments, the Kinetic Sand may have high thermal resistance; and/or may have high viscosity.

[0046] In some embodiments, all the pockets may contain the same material(s), for example, all the pockets containing Kinetic Sand and air; or, all the pockets containing only Kinetic Sand without any air; or all the insole pockets containing the exact same materials that are mixed (in each pocket) at exactly the same ratio. In other embodiments, one (or more) of the insole pockets contains Kinetic Sand with air, whereas one (or more) other pockets of the same insole or insert or sole may contain Kinetic Air in vacuum (without any air); or, one or more of the insole pockets contains a first combination of materials (e.g., fine-grained silica mixed with powdered talcum and mixed with powdered titanium), whereas one or more pockets of the same insole may contain a second, different, combination of materials (e.g., the same materials but at different mixture ratio; or, a set of different materials, such as gross-grained quartz with powdered silver and with fine-grained cork). In some embodiments, an insole or insert or sole or shoe may comprise two or more pockets; for example, a first pocket containing Kinetic Sand and Air (or other mixture of other materials) at a ratio of K1 to A1; and a second pocket containing Kinetic Sand and Air (or other mixture of other materials) at a different ratio of K2 to A2. In some embodiments, A1 or A2 may optionally be zero; or, K1 or 2 may optionally be 100 percent.

[0047] In some embodiments, optionally, the ratio of Kinetic Sand to Air, denoted as the ratio K : A, in a pocket of such insole or insert or sole or shoe, may be for example one of the following ratio: 99:1, or 98:2, or 97:3, or 95 : 5, or 92:8, or 90:10, or 85:10, or 80:20, or 75:25, or 70:30, or 67:33, or 66:34, or 60:50, or 55:45, or 51:49, or 50:50.

[0048] In some embodiments, optionally, the ratio of Kinetic Sand to Air, may be denoted as the ratio K : A, and the value of K (when expressed as percentile value) may be, for example: K=100%; or K=99%; or K<99%; or K=98%; or K<98%; or K=97%; or K<97%; or K=95%; or K<95%; or K=92%; or K<92%; or K=90%; or K<90%; or K=85%; or K<85%; or K=80%; or K<80%; or K=75%; or K<75%; or K=70%; or K<70%; or K=67%; or K<67%; or K=66%; or K<66%; or K=60%; or K<60%; or K=55%; or K<55%; or K=51%; or K<51%; or K=50%.

[0049] Similarly, the above-mentioned ratio values of K to A, may be used wherein K denotes the weight or the volume of the mixture of non-air materials within the insole pocket, whereas A denotes the weight or volume of the air within the insole pocket. In some embodiments, each pocket, or some of the pockets, or all of the pockets, may contain zero air

trapped or stored inside them; such that each such pocket comprises, exclusively, the unique mixture of non-air materials, trapped or closed with vacuum in such air-less pocket. Such air-less pockets, filled with such combination of powdered or granular or particulate materials, may be manufactured in one or more suitable processes; such as, generally similar to a process in which an air-free bag of powdered coffee is manufactured and sealed, or in other suitable production ways.

[0050] In some embodiments, each pocket (or, at least one pocket) of the insole or sole or insert, contains more Kinetic Sand (or: non-air materials) than Air (e.g., by volume; by weight; or by volume and by weight).

[0051] In some embodiments, an insole or an insert may be produced as a “universal” item that can fit into or can be insertable into a variety of different shoes or footwear items; or, as a size-based item which is produced or provided in certain discrete sizes (e.g., US size 9, US size 9.5, US size 10, with optional sub-categories of sizing for males, for females, and for children or minors). Due to the unique utilization of the Kinetic Sand and/or unique mixture(s) in the pocket(s), the insert or insole may dynamically and/or autonomously modify its own three-dimensional shape or structure (e.g., its own height, length, and/or width, at particular portions or regions thereof) in order to dynamically accommodate or fit itself the particular (e.g., changing, momentary) anatomy and/or physiology and/or structure of the foot of the human wearer.

[0052] The insert or insole has Short Term Memory properties, such as, it retains its three-dimensional structure or shape as long as the foot that presses on it indeed remains pressing on it; but it springs-back or modifies its shape back into another shape (e.g., its original or non-pressed or idle state or shape) once such pressure is removed or is reduced (e.g., immediately, or substantially immediately, or gradually within 1 or 3 or 5 or 10 or 15 or 30 or 60 seconds of removal or reduction of such pressure or forces). Accordingly, the insole or insert maintains its functionality and efficiency over time, over weeks and months and even years; in contrast with, for example, a conventional Long-Term Memory Foam that retains its pressed position after a few hours or days or weeks of utilization and pressure absorption. The insole or insert of the present invention thus dynamically responds to (and accommodates) the momentary and/or current and/or ever-changing three-dimensional shape of the foot of the human wearer, particularly when he or she walks or runs or even stands or sits or rests, instead of producing resistance to the movement or the shape-change of the human foot.

[0053] In some embodiments, the insert or insole or sole of the present invention, may optionally comprise multiple layers; for example, two layers or three layers or four layers.

[0054] For example, a first layer of the insole or insert or sole may be formed of a foamed material, such as foamed latex, or latex foam, or polyurethane, or foamed polyurethane, or polyurethane foam, or sponge, or rubber, or other suitable polymer or materials which is generally elastic and/or non-rigid (e.g., can be folded or bent easily by an average human user applying force with his hand), and optionally being generally light-weight. This first layer may operate as a “base layer” or a “basis layer”, onto which – or into which – the one or more pockets of Kinetic Sand are attached or inserted or connected or glued or sewn or mounted. This first layer provides support and convenience to the foot, and absorbs shocks or forces or pressures that the foot encounters when it meets the ground during walking or running or standing. Additionally or alternatively, this first layer may further operate as a non-slip basis or layer, which prevents the entirety of the insole or insert from slipping or moving within the shoe (or the footwear), and/or which reduces the movement of such insert or insole relative to the shoe or within the shoe.

[0055] The first layer may be formed of latex foam, or foamed latex; for example, formed of natural (non-artificial) material which has high durability; having a level of ventilation and/or compressibility and/or degree of compression that are suitable and convenient for a human wearer; providing to the human wearer support that responds to the points of pressure, without negatively affecting the movement or transport of liquids or blood within the human body. In some embodiments, optionally, the first layer may be formed of latex or foamed latex or latex foam, having one or more anti-bacterial properties and/or anti-microbial properties, or may be coated with (or may be mixed with) an anti-bacterial agent and/or an anti-microbial agent.

[0056] The first layer may optionally be formed of polyurethane, or polyurethane foam, or foamed polyurethane; which may have high resistance to wear-and-tear, may be cost effective, may have anti-bacterial properties which may reduce or eliminate offensive odors and/or may limit the growth of bacteria or fungus, thereby enabling utilization of the product in hot and/or high-moisture environments; having resistance to tearing and breaking, having ability to be glued or connected to other layer(s) or element(s) of the product; being light-weight, having the ability to be painted and to retain such paint layers; having a relatively low fusion temperature, with resistance to oily materials; and optionally having anti-static properties which may thus reduce the tendency of the product to attract static electrical charge.

[0057] The first layer may be formed of other materials; for example: Polystyrene; foamed Polystyrene; Polystyrene foam; Polyethylene; Polyethylene foam; foamed Polyethylene; Ethylene Vinyl Acetate (EVA); poly EVA (PEVA); foamed polymer(s); elastomeric polymer(s); foamed elastomeric polymer(s); thermoplastic material(s); foamed thermoplastic material(s); or the like.

[0058] In some embodiments, the first layer may be formed of other materials, for example: Plastazote (RTM); DynaFoam (RTM); Spenco (RTM); PORON (RTM); Orthopedic Felt; and/or other material(s).

[0059] The second layer may contain, or may host, or may be attached to, the one or more Pockets having therein the mixture of materials. Each such pocket may be entirely and hermetically closed and sealed, to prevent the material from escaping or leaking; and such closing may be achieved, for example, by gluing or bonding together a top-layer of the insole and a bottom-layer of the insole while they sandwich or trap within them the middle-layer which has holes or cut-outs or cavities or windows or apertures or slits that thus store the mixture of materials. Such pocket(s) may thus be formed of latex and/or plastic and/or nylon and/or polymer(s) and/or rubber, or from an elastic and/or thermoplastic polymer, or from thermoplastic polyurethane (TPU), or from flexible vinyl or from flexible polyvinyl or from flexible polyvinyl chloride (PVC), and/or may be formed via a top layer made of Spandex or Lycra or Elastane or other fabric or textile, and/or from other suitable synthetic material and/or natural material.

[0060] Each insole pocket may be formed as a thin and elastic container; in some embodiments, the container of the pocket may be transparent, to allow the mixture of materials to be visible or partially visible to the user. Each pocket is hermetically sealed, for example, by using glue, bonding, heat, welding, and/or other mechanisms. Optionally, a pocket may be coated with (and/or may contain therein) one or more anti-bacterial agents and/or anti-microbial agents and/or anti-fungus agents.

[0061] In some embodiments, the two or more pockets may be entirely discrete and separate from each other, except that they may all be mounted on (or glued to, or connected to, or attached to) the same layer of insole or insert (e.g., the “first layer” described above, formed of foamed latex or polyurethane or other material). In other embodiments, the two or more pockets may optionally be interconnected to each other, via a wire or a thread or via several wires or threads. In still other embodiments, the two or more pockets may be implemented as a set of multiple pockets that are interconnected via a thin channel that is also filled with the

same material and/or with the same or other mixture of materials and/or with Kinetic Sand (e.g., if such implementation is efficient due to production considerations). In some embodiments, the pocket(s) may be mounted on, or inserted into, corresponding holes or overtures or apertures or slits in the first layer, or may be glued into or attached into craters or channels or valleys in the first layer. In some embodiments, optionally, the pockets and the first layer (or, the pockets and the first and second layers; or, the pockets and all three layers) may be implemented as a single integrated unit which is produced in a single process or in a two-step process.

[0062] In a demonstrative embodiment, each sealed pocket out of the two or three (or more) pockets of the insole or insert or sole, contains a mixture of materials, at a particular ratio (of weight and/or volume). The pocket thus responds to the dynamics of the human foot; the mixture of materials in the pocket becomes temporarily compressed or short-time compressed upon absorption of force or pressures. Upon release or reduction of such applied forces or pressures, the pocket with such mixture of materials returns to its original and/or idle state or shape or structure, such as over a period of 1 or 3 or 5 or 10 or 30 or 60 seconds; the gradual return being complete, or being at least partial or dominant (e.g., at least 50 percent of the previous shape or structure is re-acquired by the pocket); thereby responding dynamically to minute changes in the position or location of parts of the human foot, without producing resistance to the movement or motion of the human body. The pockets with the mixture of materials may further enable better or improved division or spreading of the weight of the human body onto the foot-print(s) of that human, thereby reducing inconvenience and pain as well as inflammations and maladies. The pockets with mixture of materials may further provide to the user a feeling of walking or stepping on the beach, or on sand or beach sand or sea sand.

[0063] The size, the volume, the location, the shape and/or the weight of each pocket and its stored materials, as well as the selection of the stored materials and their ratio, may be configured or determined or defined in order to achieve particular implementation goals. For example, the Applicants have realized that two pockets with a particular mixture – a rear-side pocket that supports the heel or the hind foot or the back-side of the foot, and a front-side pocket that supports the fore foot or the toes or the front-side of the foot – is a suitable dual-pocket structure that is particularly suitable for an Open or Generally-Open footwear, such as an open shoe, a sandal, a flip-flop, a clog, or the like; whereas, a triple-pocket structure, having also an additional mid-foot pocket that supports the mid-foot or the medial longitudinal arch

or the mid-area of the foot, is more suitable for a Closed or Generally-Closed footwear, such as sneakers, sports shoes, athletic shoes, boots, rainboots, or the like.

[0064] In some embodiments, the rear-side pocket or the hind-foot pocket, is located at a rear-side area of the insole or insert or sole, or at the area that is intended to be stepped-on or pressed-by or pressured-by the heel of the user or the hind foot of the user or the rear-side of the foot of the user. The rear-side pocket may contain, for example between 10 to 40 grams of particulate materials; or, between 12 to 35 grams of particulate materials; or, between 15 to 30 grams of particulate materials; or, between 20 to 25 grams of particulate materials; or, between 10 to 15 grams of particulate materials; or, between 15 to 20 grams of particulate materials; or, between 20 to 25 grams of particulate materials; or, between 25 to 30 grams of particulate materials; or, between 30 to 35 grams of particulate materials; or, between 35 to 40 grams of particulate materials; or, between 10 to 20 grams of particulate materials; or, between 20 to 30 grams of particulate materials; or, between 30 to 40 grams of particulate materials. The Applicants have realized that these particular values and/or ranges, may be particularly beneficial and/or advantageous, as being sufficient and/or suitable in order to provide adequate convenience and comfort to the user; taking into account, also, that an insufficient weight of particulate materials in this pocket may fail to achieve its purposes of providing support and comfort to the user, whereas an excessive weight of particulate materials in this pocket (and/or in other pocket(s)) may cause the insert or the insole or the entire shoe or footwear to become excessively heavy or inconveniently heavy and such excessive weight may actually increase the user's discomfort instead of reducing it. In some embodiments, the cross-section of the rear-side pocket (e.g., when sliced generally parallel to the ground, or generally horizontally) may be a circle, or an oval, or an elliptic shape, or egg shape. The rear-side pocket with particulate materials, particularly due to said shape or structure, may further enable transfer or forward shifting or division of the pressure from some of the weight of the human wearer, forwardly towards the front-side of the foot, thereby reducing the pressure or force that is applied on the heel or the hind foot of the wearer.

[0065] In some embodiments, the front-side pocket or the fore-foot pocket, is located at a front-side area of the insole or insert or sole, or at the area that is intended to be stepped-on or pressed-by or pressured-by the toes of the user or the fore foot of the user or the front-side of the foot of the user. The front -side pocket may contain, for example between 3 to 15 grams of particulate materials; or, between 5 to 12 grams of particulate materials; or, between 5 to 10 grams of particulate materials; or, between 6 to 8 grams of particulate materials; or, between 3

to 6 grams of particulate materials; or, between 6 to 10 grams of particulate materials; or, between 10 to 15 grams of particulate materials; or, between 3 to 10 grams of particulate materials. The Applicants have realized that these particular values and/or ranges, may be particularly beneficial and/or advantageous, as being sufficient and/or suitable in order to provide adequate convenience and comfort to the user; taking into account, also, that an insufficient weight of particulate materials in this pocket may fail to achieve its purposes of providing support and comfort to the user, whereas an excessive weight of particulate materials in this pocket (and/or in other pocket(s)) may cause the insert or the insole or the entire shoe or footwear to become excessively heavy or inconveniently heavy and such excessive weight may actually increase the user's discomfort instead of reducing it. In some embodiments, the cross-section of the front-side pocket (e.g., when sliced generally parallel to the ground, or generally horizontally) may be generally similar to a half-circle, or to a curved shape, or to a tear-drop shape or rain-drop shape, to a shape formed of two or more curved lines or curved borders. The front-side pocket with particulate materials, particularly due to said shape or structure, may further enable adequate division of the weight of the user across the five toes; and further enables or assists the fore-foot to stabilize itself and/or the foot at their suitable place within the shoe or the footwear.

[0066] In some embodiments, the central pocket or the mid-side pocket or the mid-foot pocket, is located at a generally central area of the insole or insert or sole, or at the area that is intended to be stepped-on or pressed-by or pressured-by the medial longitudinal arch of the foot or by the mid-foot of the user. The mid-side pocket may contain, for example between 8 to 20 grams of particulate materials; or, between 8 to 15 grams of particulate materials; or, between 8 to 12 grams of particulate materials; or, between 12 to 20 grams of particulate materials; or, between 15 to 20 grams of particulate materials; or, between 10 to 18 grams of particulate materials; or, between 12 to 16 grams of particulate materials. The Applicants have realized that these particular values and/or ranges, may be particularly beneficial and/or advantageous, as being sufficient and/or suitable in order to provide adequate convenience and comfort to the user; taking into account, also, that an insufficient weight of particulate materials in this pocket may fail to achieve its purposes of providing support and comfort to the user, whereas an excessive weight of particulate materials in this pocket (and/or in other pocket(s)) may cause the insert or the insole or the entire shoe or footwear to become excessively heavy or inconveniently heavy and such excessive weight may actually increase the user's discomfort instead of reducing it. In some embodiments, the cross-section of the mid-side pocket (e.g.,

when sliced generally parallel to the ground, or generally horizontally) may be generally similar to a banana or to an eye, or to a curved shape, or to a tear-drop shape or rain-drop shape, to a shape formed of two or more curved lines or curved borders. The mid-side pocket with particulate materials, particularly due to said shape or structure, may provide adequate support to the medial longitudinal arch of the foot, and/or may reduce pain or discomfort at or near the medial longitudinal arch of the foot.

[0067] Optionally, the third layer may be formed of a suitable fabric or material, such as cotton, wool, silk, polyester, leather, suede, woven fabric, non-woven fabric, and/or other material(s); or may be implemented as a coating or a coated-layer. The third layer may provide a pleasant feel when touched by the user's body, and/or may prevent or reduce sweat and/or offensive odors.

[0068] In some embodiments, the third layer may cover an entirety of the second layer and of the first layer. In other embodiments, the third layer may only partially cover the layer(s) beneath it; for example, the third layer may optionally have holes, apertures, cut-outs, slits, and/or contoured shape that leaves room for the Pocket(s) beneath it to protrude through the third layer such that those Pockets (which contain particulate materials) would still be in direct contact with the human foot, in order to provide enhanced or maximal level of support and comfort to the human wearer; while still covering or coating, via the third layer, the other portions of the insole or insert, such as the other regions of the first layer (the lowest layer); and this structure may be relevant, for example, if each pocket is manufactured and implemented as a stand-alone pocket which does not necessarily utilize the top layer of the insole as its top-side boundary or panel.

[0069] Reference is made to Fig. 1A, which is a schematic illustration of an insole 100 or insert, in accordance with some demonstrative embodiments of the invention. The insole or insert may be suitable for closed or generally-closed or partially-closed shoe or footwear; or, in some implementations, for an open or generally-open or partially-open shoe or footwear. Fig. 1A shows the insole or insert in its assembled state; showing three pockets 101, 102 and 103 that contain the mixture of materials described above or herein, which are embedded in an insole / insert layer or insole base insole body 104, or which protrude upwardly relative to such layer or relative to such insole base or insole body 104.

[0070] Reference is made to Fig. 1B, which is a schematic illustration of a set 110 of components of an insole, in accordance with some demonstrative embodiments of the present invention. For example, a base layer 113 may comprise or may implement cut-outs or slits or

windows or holes or apertures or cavities, denoted AA and BB and CC. Three respective pockets, denoted 112A and 112B and 112C, may be inserted into or may protrude or pass through (or be felt through) those cavities; to achieve the final insole 111 having those pockets, wherein each pocket is an elastic shape-shifting pocket that stores therein a mixture of materials as described above or herein.

[0071] Reference is made to Fig. 2A, which is a schematic illustration of another insole 120 or insert, in accordance with some demonstrative embodiments of the invention. The insole or insert may be suitable for closed or generally-closed or partially-closed shoe or footwear; or, in some implementations, for an open or generally-open or partially-open shoe or footwear. Fig. 2A shows the insole or insert in its assembled state; showing three pockets 121, 122 and 123 that contain the mixture of materials described above or herein, which are embedded in an insole / insert layer or insole base insole body 124, or which protrude upwardly relative to such layer or relative to such insole base or insole body 124.

[0072] Reference is made to Fig. 2B, which is a schematic illustration of a set 130 of components of an insole, in accordance with some demonstrative embodiments of the present invention. For example, a base layer 133 may comprise or may implement cut-outs or slits or windows or holes or apertures or cavities, denoted AAA and BBB and CCC. Three respective pockets, denoted 132A and 132B and 132C, may be inserted into or may protrude or pass through (or be felt through) those cavities; to achieve the final insole 131 having those pockets, wherein each pocket is an elastic shape-shifting pocket that stores therein a mixture of materials as described above or herein.

[0073] Reference is made to Fig. 3A, which is a schematic illustration of yet another insole 140 or insert, in accordance with some demonstrative embodiments of the invention. The insole or insert may be suitable for closed or generally-closed or partially-closed shoe or footwear; or, in some implementations, for an open or generally-open or partially-open shoe or footwear. Fig. 3A shows the insole or insert in its assembled state; showing two pockets 141 and 142 that contain the mixture of materials described above or herein, which are embedded in an insole / insert layer or insole base insole body 144, or which protrude upwardly relative to such layer or relative to such insole base or insole body 144.

[0074] Reference is made to Fig. 3B, which is a schematic illustration of a set 150 of components of an insole, in accordance with some demonstrative embodiments of the present invention. For example, a base layer 153 may comprise or may implement cut-outs or slits or windows or holes or apertures or cavities, denoted EE and FF. Two respective pockets, denoted

152E and 152F, may be inserted into or may protrude or pass through (or be felt through) those cavities; to achieve the final insole 151 having those pockets, wherein each pocket is an elastic shape-shifting pocket that stores therein a mixture of materials as described above or herein.

[0075] Reference is made to Fig. 4, which is a schematic illustration of a top view of a pair of two insoles 231-232 or inserts, in accordance with some demonstrative embodiments of the invention. These insoles or inserts may be particularly suitable for flip-flops or for other types of sandals or footwear having a Y-shaped strap or a “toe thong” which passes between the first toe and the second toe of each foot.

[0076] For example, in the right-foot insole 231, there are shown a base layer 201 and three shape-shifting pockets (202, 203, 204) that are filled with the mixture of materials described above or herein. Similarly, in the left-foot insole 232, there are shown a base layer 211 and three shape-shifting pockets (212, 213, 214) that are filled with the mixture of materials described above or herein. Uniquely, the front-side pocket (202, 212) of each insole (231, 232) is structured as a U-shaped pocket having a cut-out or a channel that allows the pocket to surround the Y-shaped strap or the “toe thong”.

[0077] Reference is made to Fig. 5, which is a schematic illustration of another insole 250 or insert, in accordance with some demonstrative embodiments of the invention. For example, three pockets (251, 252, 253) may protrude through or may pass through, or may be mounted on or glued or bonded on top of, or may be otherwise integrated with or embedded with, a base layer 254; each pocket filled with (or storing) a mixture of two or more particulate materials as described above or herein.

[0078] Reference is made to Fig. 6, which is a schematic illustration of two layers 301-302 which may be bonded or glued or connected to each other to form an insole or insert, in accordance with some demonstrative embodiments of the invention. Layer 301 features specific cavities or cut-outs or apertures, denoted GG and HH and JJ. Layer 302 comprises a protruding pocket 303G which passes or protrudes through aperture GG. Layer 302 further comprises a protruding pocket 303H which passes or protrudes through aperture HH. With regard to cut-out JJ of layer 301, various options may be implemented; for example, a corresponding pocket may be included in layer 302 or may pass through or may protrude through layer 302 in the respective region; or, as depicted, a three-dimensional structure or an upward-facing curved structure 303J may be integrated in layer 302 or may be glued or bonded or connected to it, or may be an integral part of layer 302, to provide in layer 302 an upward lifting that may support the medial arch, not necessarily accommodating a pocket there.

[0079] Reference is made to Fig. 7, which is a schematic illustration of two layers 321-332 which may be bonded or glued or connected to each other to form an insole or insert, in accordance with some demonstrative embodiments of the invention. Layer 321 features specific cavities or cut-outs or apertures. On top of layer 322 there may be mounted a fore-of-foot protruding pocket 323 and a heel-side protruding pocket 324. An additional support element 325 may further support the medial arch, as a third pocket filled with the mixture of materials, and/or as a three-dimensional structure or elastic or semi-elastic protrusion or curvature.

[0080] Reference is made to Fig. 8, which is a schematic illustration of three layers 351-353 which may be bonded or glued or connected to each other to form an insole or insert, in accordance with some demonstrative embodiments of the invention. Layer 351 features specific cavities or cut-outs or apertures, denoted KK and LL and MM. On top of layer 352 there may be mounted a fore-foot protruding pocket 362 and a heel-side protruding pocket 361. An additional support element 363 may further support the medial arch, as a third pocket filled with the mixture of materials, and/or as a three-dimensional structure or elastic or semi-elastic protrusion or curvature. An additional layer 353 may be glued, such as made of foam and/or latex and/or foamed latex and/or latex foam, to provide further support and convenience to the entirety of the foot, and/or to operate as a base onto which the other layers and/or pockets are mounted or glued or bonded or connected.

[0081] For demonstrative purposes, some of the drawings may depict a “stand-alone” insole or a “stand-alone” insert, which may be inserted into (and/or removed from) a shoe or a footwear article, and/or without necessarily showing the shoe or footwear. However, some embodiments of the present invention may similarly comprise an entire Sole that is intended to be part of a shoe or part of a footwear article; and further, some embodiments of the present invention may similarly comprise an entire Shoe (or footwear article) that includes such Sole or such insole / insert, as an integrated or integral or built-in or non-removable or non-replaceable component; as well as such Shoe (or footwear article) that includes such Sole or such insole insert as a removable or replaceable component. Some embodiments of the present invention may similarly comprise a sock or stocking, having integrated or embedded at the bottom portion or the foot-portion or the sole-portion of the sock, the two or more shape-shifting pockets that store the mixture of particulate materials as described above or herein.

[0082] The present invention may comprise a method or process for producing or manufacturing an insole or an insert or a sole or a shoe or a sock or a stocking or a footwear

article; for example, by performing: producing or obtaining Kinetic Sand; producing a mixture of Kinetic Sand with Air; producing a pocket which stores the mixture of Kinetic Sand with Air; hermetically closing and sealing the pocket; repeating the creation of pocket, to create a total of two or three or more pockets which store Kinetic Sand with Air; connecting or mounting or gluing or attaching the pocket(s) of Kinetic Sand onto or into or to a base-layer of an insert / insole; optionally, coating or brushing the article with a coating (e.g., anti-bacterial coating or agent, anti-microbial coating or agent, anti-fungus coating or agent); optionally, connecting or mounting or gluing or attaching a top-side layer having cut-outs or slits or holes through which the pockets of Kinetic Sand may protrude or may be felt.

[0083] The present invention may comprise another method or another process for producing or manufacturing an insole or an insert or a sole or a shoe or a sock or a stocking or a footwear article; for example, by performing: producing or obtaining a mixture of the particulate materials that are described above or herein, optionally as pre-grained or pre-powdered material, or optionally with additional graining or powdering of each material and/or of the mixture of materials mixed together; producing a pocket which is able to store the mixture, optionally as a cavity that is trapped within a bottom-side layer and a top-side layer, the cavity being defined via cut-offs within a middle layer, and similarly producing at least two such cavities; filling those cavities with said mixture of particulate materials; hermetically closing and sealing the pocket(s), such as, by gluing or bonding or connecting together the three layers. In some embodiments, hermetically sealed pockets of said materials may be pre-produced, and then may be mounted on a base layer or on an insole layer or even on an already-produced insole or insole-base-layer, or may be glued or bonded or attached thereto. Some embodiments may further include, optionally, coating or brushing the article or the insole or the pockets with a coating (e.g., anti-bacterial coating or agent, anti-microbial coating or agent, anti-fungus coating or agent); optionally, connecting or mounting or gluing or attaching a top-side layer having cut-outs or slits or holes through which the pockets may protrude or may be felt.

[0084] The methods may be automated or semi-automated; for example, implemented by an automated or semi-automated system having robotic arms, robotic parts, a computerized controller, automated or semi-automated injection molding sub-systems, sewing or welding or gluing or bonding unit(s), brushing unit, coating unit, cutting unit (e.g., to cut the contour of each layer, and/or to create cut-outs or holes in a layer to accommodate a pocket), and/or other suitable units.

[0085] The present invention provides a universal, comfort, convenient and/or orthopedic sole or insole, having at least one flexible pocket which stores therein an anti-bacterial mixture of materials, particularly containing sand or quartz or silica or kinetic sand or similar sand-like material. In some embodiments, the sole or insole has a front-side pocket; and a right-side / left-side pocket or sets of pockets; and a rear-side pocket. The right-side pocket (or sets of pockets) is in a right-foot sole or insole; the left-side pocket (or set of pockets) is in a left-side sole or insole. If a set of pockets is used, it may comprise two or three or four or five or other numbers of pockets, which may be discrete pockets that are separated from each other and/or that do not share a common edge or a common panel; or, they may be discrete pockets that are touching each other and/or sharing a common edge or panel.

[0086] The sole or insole may adapt itself, and its form and shape, to the shape and/or structure and/or spatial position of the foot of the wearer; and provides support and/or orthopedic support and/or medical support and/or convenience to the entirety of the foot of the wearer; and may further respond, in a dynamic manner, by changing its shape and/or by shape-shifting itself and/or by shape-shifting one or more of its pockets, to the dynamic movement or dynamic changes in the spatial orientation or position of the foot of the wearer.

[0087] In some embodiments, the inclusion in the pocket(s) of sand or quartz or silica or kinetic sand or other specific materials and/or other particulates or particulate materials, may further enable the sole or insole to provide a massage or a massage-like operation or feeling to the foot of the wearer, particularly while the wearer is walking or moving or running, and/or while the wearer utilizes his toes or his foot to fidget with the pockets of the insole (e.g., even when the wearer is sitting or standing); thereby improving the flow of blood within the foot and/or to the foot, and thereby providing medical advantages as well as an ability to fiddle or fidget with the sole components or pockets, and/or thereby contributing to reduction of anxiety of some wearers and/or to helping some wearers to increase their focus or attention or attention span when they handle another touch (e.g., working, learning, reading, writing). The particular structure of the sole or insole, and the particular location and content and structure of the pockets thereof, contribute to stimulation of the foot and/or of the nerves of the foot of the wearer, and/or stimulation of the muscles and/or bones of the foot or some of them; thereby providing an opportunity to the wearer to move his foot's muscles and/or bones in response to the integrated stimulation from the sand-filled pocket(s), and thereby reducing or mitigating or even eliminating (for some users) possible medical conditions or medical complications, e.g., thrombosis; deep vein thrombosis (DVT); tingling feet, or paresthesia, or a feeling that the foot

“fell asleep” while standing or sitting; foot numbness; restless foot; medical complications due to non-movement or insufficient movement of the foot during a flight in an aircraft or during a long car-trip or vehicular trip, or during long periods of standing in the same place at work or at home, or the like. The flexible sand-filled pockets of the sole or insole, cause or trigger or stimulate or invite the muscles and/or bones and/or nerves in the foot of the wearer, to respond and/or to engage with such shape-shifting pockets, and also trigger the human body to move and to invest energy in such activity of engaging with those insole pockets. Optionally, the top surface of the sole or insole is not a flat surface; thereby forcing the foot and/or the entire body of the wearer (for some users) to work harder in order to maintain balance, even sub-consciously, thereby contributing directly or indirectly to stability and/or resilience of the human body and to a medically-correct upright standing position of the wearer.

[0088] In some embodiments, the insole may be formed of, or may comprise, multiple layers; such as three layers: top layer (closest to the foot), bottom layer (closest to the ground or floor), and middle layer that is “sandwiched” between them.

[0089] The bottom layer or the lower or lowest layer of the insole may have a generally flat bottom surface or bottom side or bottom panel; and may have two, or three, or four, or five, or multiple protrusions at the top side of the bottom layer. Such protrusions may push the sand mixture upwardly, towards the top regions of the insole; and/or assist to locate or localize or place or position or shape or shape-shift the sand mixture(s) in or towards or into the regions of the foot (of the wearer) that have craters or inlets, such as, the base of the phalanges (the base of the toes) and the medial longitudinal arch.

[0090] The bottom layer of the insole may be formed from one or more of the following materials: (1) Latex Foam, or Foamed Latex (e.g., natural material; stable and sustainable; resilient; light-weight; anti-bacterial); (2) Polyurethane Foam, or Foamed Polyurethane (e.g., elastic; stable and sustainable; resilient; light-weight; non-expensive; anti-bacterial); (3) Polystyrene Foam, or Foamed Polystyrene (e.g., light-weight; elastic; non-expensive; suitable for efficient design and processing); (4) Polyethylene Foam, or Foamed Polyethylene, or Polythene Foam, or Foamed Polythene, or foamed PE, or foamed polyethene, or foamed poly(methylene) (e.g., light-weight; sustainable and stable; resilient; suitable for efficient design and processing); (5) Ethylene-vinyl acetate (EVA), or poly (ethylene-vinyl acetate) (PEVA) (e.g., light-weight; anti-bacterial; high-density material; sustainable and stable; resilient; elastic; environmentally friendly); and/or a combination or mixture of two or more of these materials and/or other material(s).

[0091] The middle layer or the “sandwiched” layer of the insole may be flat or generally flat, or may have curvature similar to the bottom layer of the insole; and may be formed of one or more materials that are similar to those of the bottom layer of the insole. The middle layer of the insole is spatially structured to contain cut-outs or holes or apertures or slits or windows which spatially form, once the middle layer is glued together or bonded together with the bottom layer (underneath) and with the top layer (above), particular cavities or chambers or pockets that store therein the anti-bacterial sand-based mixtures or the anti-bacterial particulate mixture(s) described above or herein. Such pockets may be filled during the manufacturing process of the insole; such as, prior to the bonding of the top layer of the insole on top of the middle layer of the insole. The three-dimensional or spatial structure of the second layer and its cut-outs, in combination with the three-dimensional or spatial structure of the bottom layer and the third layer, define together (e.g., once the sand mixture is inserted and once the three layers are glued or bonded as a three-layer sandwich) the shape and size of the sand-filled or mixture-filled pocket(s) of the final insole.

[0092] The top layer or the upper layer of the insole, may be formed of Lycra or Spandex or Elastane or other suitable fabric or material or textile, particularly semi-elastic or partially-elastic material, which may be natural and/or artificial; and may be stable and resilient, having a dense mash or mash-like texture or structure yet soft and comfortable to feel. The top layer allows the pocket(s) and their contained materials, to instantly or rapidly shape-shift and retain their original or “idle” non-pressed or non-pushed position and spatial arrangement once the pressure or forces that were applied (e.g., by the foot) are removed or are weakened. The top layer may be formed of such material or fabric which may absorb human sweat and/or may cause such human sweat to evaporate; thereby assisting in keeping the human foot dry or non-sweat or less sweaty. The top layer may be glued or bonded on top of the other layers of the insole, and may cause a trapping or a sandwiching of the sand or other mixtures within the pockets or chambers within the insole.

[0093] In the cavities or pockets or chambers, that are defined by the cut-outs or holes of the middle layer, and that are bounded by the lower layer (beneath them) and by the top layer (above them), one or more materials or combinations of materials may be stored or contained.

[0094] In some embodiments, for example, each such pocket or chamber of the insole, may comprise a mixture of: (a) 50 to 95 percent (or, 50 to 99 percent) of sand and/or quartz and/or fine-grained sand and/or fine-grained quartz and/or fine-grained silica and/or gross-grained sand and/or gross-grained silica and/or gross-grained quartz and/or synthetic sand and/or

natural sand and/or beach sand and/or kinetic sand; and (b) 5 to 30 percent of powdered (or fine-grained) metal and/or powdered (or fine-grained) silver and/or powdered (or fine-grained) aluminum and/or powdered (or fine-grained) zinc and/or powdered (or fine-grained) titanium and/or powdered (or fine-grained) magnesia (MgO, magnesium oxide), and/or air; and (c) the remainder, or up to 30 percent, of one or more additive materials, such as powdered (or fine-grained) coal, powdered (or fine-grained) wood, air, talcum powder or “baby powder”, powdered (or fine-grained) cork (e.g., from the cork oak tree, or *Quercus Suber*, or other oak tree).

[0095] In some embodiments, a front pocket or chamber may be located or structured to be beneath the toes or the phalanges; the front pocket provides support to the front-side or front-region of the foot, and/or to the toes or phalanges and/or to the forefoot or the ball-of-foot (or ball of foot; between the arch and the toes); and/or may fill, or support, a crater that exists at the base of the phalanges or at the base of the toes of the foot. The front pocket or chamber may contain sand-mixture or a mixture of materials, having a weight of 5 to 40 grams; or having a weight of 10 to 35 grams; or having a weight of 15 to 30 grams; or having a weight of 20 to 25 grams; or having a weight of 10 to 30 grams; or having a weight of 10 to 20 grams; or having a weight of 20 to 30 grams; or having a weight of 20 to 40 grams; or having a weight of 25 to 35 grams; or having a weight of 30 to 40 grams. The weight of the entire insole or insert may be a function of: (i) the size of the insole or insert, such as, whether it is generally suitable for a foot of a child or a teenager or an adult, with further differentiation among foot sizes (e.g., male size US 8 is smaller and thus lighter relative to male size US 10); (ii) the size of the pockets, (iii) the number of the pockets, (iv) the shape(s) of the pocket(s) used, (v) the particular mixture(s) of materials that are selected for each pocket, and/or (vi) the material(s) from which the insole or insert is formed (e.g., latex foam, foamed latex, other materials). In some embodiments, the insole or insert may be produced in different sizes to accommodate different foot sizes, and thus the weight and/or the volume of the mixture of particular materials would vary among such different sizes.

[0096] In some embodiments, a set of two or three or four discrete or separated “medial arch pockets” or “medial arch chambers” of the insole may be located or structured to be beneath the medial arch of the foot; and/or may fill, or support, a crater that exists at the medial arch of the foot. The medial arch pockets, in the aggregate, may contain sand-mixture or a mixture of materials, having a weight of 5 to 50 grams; or having a weight of 10 to 40 grams; or having a weight of 15 to 30 grams; or having a weight of 20 to 30 grams; or having a weight

of 20 to 40 grams; or having a weight of 20 to 35 grams; or having a weight of 20 to 30 grams; or having a weight of 15 to 40 grams; or having a weight of 15 to 45 grams; or having a weight of 20 to 50 grams.

[0097] In some embodiments, a rear (or heel-side) pocket or chamber may be located or structured to be beneath the heel of the foot; the rear pocket provides support to the rear-side of the foot and/or to the heel; and/or may support the heel of the foot. The rear pocket or the heel pocket of the insole may contain sand-mixture or a mixture of materials, having a weight of 2 to 30 grams; or having a weight of 2 to 25 grams; or having a weight of 5 to 25 grams; or having a weight of 10 to 25 grams; or having a weight of 10 to 20 grams; or having a weight of 15 to 25 grams; or having a weight of 20 to 30 grams; or having a weight of 10 to 20 grams; or having a weight of 15 to 25 grams; or having a weight of 10 to 30 grams.

[0098] In some embodiments, the aggregate combined weight of all the materials that are stored in all the pockets or chambers of the insole, may be under 100 grams; or may be 10 to 90 grams; or may be 10 to 75 grams; or may be 10 to 50 grams; or may be 20 to 70 grams; or may be 20 to 50 grams; or may be 30 to 50 grams; or may be 30 to 75 grams; or may be 40 to 60 grams; or may have other suitable aggregated weight.

[0099] It is noted that the above-mentioned examples of ranges and/or weight-values, are not merely random values or ranges; but rather, they reflect numerous experiments and calculations performed by the Applicants in order to ensure that multiple goals are achieved in concert; such as, to achieve support to particular foot regions, to enable particular foot regions (or muscles, or nerves, or bones) to be stimulated or triggered, to enable engagement or fidgeting of particular foot regions with particular pockets, and yet to maintain an insole or a sole or a shoe that is not too heavy and still feels comfortable and light-weight while also conveying a feeling of support and engagement. It is noted that merely filling all of the pockets or some of them with "sea sand" or "beach sand", would create a heavy and non-convenient insole or shoe that feels like a heavy anchor and that fails to provide the benefits of the present invention.

[00100] The front pocket of the insole may provide support to the fore-foot and may fill the craters or inlets that exist at the base of the phalanges. The flexibility or elasticity of the front pocket of the insole, enables the particulate content of that pocket to massage or stimulate said regions of the foot, thereby increasing the blood flow to those regions of the foot. Additionally, the passage of the sand mixture (of the front pocket) through the phalanges or toes during movement or walking or running, or the fidgeting or the engagement of the phalanges or toes

with the front pocket, may cause an increased number of foot muscles to operate, and may thus contribute to improvement of the standing position and/or balance of the wearer. Furthermore, the spatial structure of the front pocket, as well as its particular content, may stimulate the fore-foot or the front-region of the foot, as well as nerves and/or reflexology points or regions there; and/or may trigger an in-vivo signal that triggers movement or fidgeting or playing or engagement of the phalanges with the front pocket even when the wearer is generally at rest (e.g., sitting in an airplane or in a vehicle), and/or may cause the wearer to repeatedly expand and shrink his phalanges or toes, thereby increasing blood flow there and reducing or mitigating or eliminating thrombosis.

[00101] The medial arch pocket(s) may provide dynamic support and/or shape-shifting support to the medial arch, and may contribute to keeping the medial arch stable, healthy, and convenient. The medial arch pocket(s) may further provide a massage or an engagement or stimulus to the central area of the foot sole, and/or may increase the blood flow to those regions of the foot; and may further provide stimulus to the nerves and reflexology zones located at or near the medial arch of the foot.

[00102] The rear pocket or the heel pocket may support the heel and/or the ankle and/or the rear region of the foot, and/or may contribute to the balance of the entire foot and even the entire body of the wearer. The flexibility and content of the heel pocket may further enable some wearers to fidget or to play or to engage, with their heel, downwardly toward the heel pocket and then upwardly away from the heel pocket, thereby exercising the rear region of the foot or contributing to blood flow towards or within the heel area.

[00103] Reference is made to Fig. 9A, which is a schematic illustration of three layers 411-413 which may be glued or bonded or attached together, to form an insole or insert in accordance with some demonstrative embodiments of the present invention. Layer 411 may be a bottom layer or a lower layer, which is closest to the ground or to the floor when the insole is worn by a wearer; layer 413 may be a top layer or an upper layer, which is closest to the skin of the foot of the wearer when the insole is worn; layer 412 may be a middle layer or an internal layer of the insole, sandwiched or integrated or trapped between layers 411 and 413.

[00104] For demonstrative purposes, five upwardly-protruding elements 31-35 are shown; each one of elements 31-35 may be a spatial protrusion or spatial curvature of the bottom layer 411, and/or may be or may comprise a pocket storing or containing or filled with a mixture of particulate materials as described above or herein; or, each such element 31-35 may be an actual pocket containing said mixture of particulate materials.

[00105] In some embodiments, cavities or apertures 21-25 in layer 412 may be filled with the mixture of particulate materials, which may be supported from beneath by the elements 31-35 which act as supporting elements; and the top layer 413 hermetically seals the particulate materials from above and creates a top panel for such five pockets; each pocket defined by the five cavities 21-25, and the layer 413 above them, and the upper side of elements 31-35 beneath them. In other embodiments, elements 31-35 may already be hermetically-sealed pockets that already store within them the mixture of particulate materials; and elements 31-35 may protrude through or may pass through the cavities 21-25 in layer 412; and layer 413 may further protect the two layers 411-412 and provide a comfortable feeling to the foot of the user. The upper layer 413 may be formed of Spandex or Lycra or Elastane or other suitable fabric or textile.

[00106] Reference is made to Fig. 9B, which is a schematic illustration of a top view of the bottom two layers of an insole or insert 400, in accordance with some demonstrative embodiments of the present invention; showing their structure immediately prior to attaching to them the top layer to seal them; and demonstrating a base support member 440 which is the base of the insole, having mounted or glued on it five pockets 441-445, each one of said pockets containing or storing the mixture of particulate materials as described above or herein.

[00107] Reference is made to Fig. 9C, which is a schematic illustration of a perspective view of an insole 460 or insert, in accordance with some demonstrative embodiments of the present invention. The top layer 450 operates to hide the internal division into separate compartments or pockets; such that a region 451 of fabric covers the fore-foot pocket, and a region 452 of fabric covers the heel-side pocket, and a region 453 of fabric covers the multiple discrete pockets that are located beneath it.

[00108] For demonstrative purposes, the heel-side pocket may be shown in some of the drawings as having a banana shape or a moon shape or a curved shape or a “u” shape or a “J” shape or an “L” shape. However, in other embodiments, the heel-side pocket may have other suitable shapes or structures, for example, oval, elliptical, egg-shaped, football shaped, trapezoid, rectangular, polygon, cloud shaped, pear shaped, or the like. Any of these shapes or structures may similarly be used for the fore-foot (front side) pocket; and/or for the side pocket or the side set-of-pockets that are located under the medial arch.

[00109] Reference is made to Fig. 13A, which is a schematic illustration of another set of three layers 471-473 which may be glued or bonded or attached together, to form an insole or insert in accordance with some demonstrative embodiments of the present invention. These

layers may be generally similar to the layers depicted in Fig. 9A; however, in Fig. 13A, a layer 471 features or includes a heel-side or rear-side pocket 474 that is not banana-shaped or moon-shaped, but rather, is generally circular or oval or elliptical or egg-shaped, and is able to pass through a complementing cut-out NN in layer 472. Other suitable structures or shapes may be used.

[00110] Reference is made to Fig. 13B, which is a schematic illustration of a top view of the bottom two layers of another insole or insert 480, in accordance with some demonstrative embodiments of the present invention; showing their structure immediately prior to attaching to them the top layer to seal them; and demonstrating a base support member 486 which is the base of the insole, having mounted or glued on it five pockets 481-485, each one of said pockets containing or storing the mixture of particulate materials as described above or herein.

[00111] Reference is made to Fig. 13C, which is a schematic illustration of a perspective view of another insole or insert 490, in accordance with some demonstrative embodiments of the present invention. The top layer 494 operates to hide the internal division into separate compartments or pockets; such that a region 491 of fabric covers the fore-foot pocket, and a region 492 of fabric covers the heel-side pocket, and a region 493 of fabric covers the multiple discrete pockets that are located beneath it.

[00112] Reference is made to Fig. 14A, which is a schematic illustration of a perspective view of a cuttable article 600, which is convertible or cuttable into an insert or insole, in accordance with some demonstrative embodiments of the present invention. Article 600 comprises therein an insert body 606, having therein multiple pockets 601-603 that store a mixture of particulate materials. However, instead of being generally foot-shaped, article 600 is provided as a larger-size item having a margin area 604 which surrounds the intended insert body 606, and optionally includes a marking 605 of the contour of such insert. The margin area 604 may be formed of the same material(s) from which the insert body 606 is formed (e.g., foamed latex, or latex foam), and may lack any pockets that store particulate materials. The cuttable article 600 is thus suitable for mass manufacturing or mass production, which may then be followed by cutting (e.g., with scissors, with a knife, with a blade, with a machine, or the like) along or near the contour marking 605 in order to achieve the desired shape or structure or size of the actual insert. Such cutting may be performed at the manufacturing facility, or at a distributor facility, or at a retail store (e.g., a shoe store), or even at the home of the final consumer or end-user who may cut the article 600 to fit the shape of his own particular foot. The manufacturing of article 600, particularly in large quantity, may facilitate the actual cutting

or tailoring of a particular insert to the size or shape of the foot of a particular consumer; and/or may further facilitate the production or the mass production of a series of inserts based on gender and/or age-range and/or shoe-size and/or other parameters (e.g., a set of inserts suitable for male size US 9, or another set of inserts suitable for females size US 7.5, or the like), such that different sizes or shapes or contours may be applied to cut different inserts from the same series of multiple cuttable articles 600.

[00113] Reference is made to Fig. 14B, which is a schematic illustration of a perspective view of another cuttable article 620, which is convertible or cuttable into an insert or insole, in accordance with some demonstrative embodiments of the present invention. Article 620 comprises therein an insert body 626, having therein multiple pockets 621-623 that store a mixture of particulate materials. However, instead of being generally foot-shaped, article 620 is provided as a larger-size item having a margin area 624 which surrounds the intended insert body 626, and optionally includes multiple possible markings 631-633 of multiple possible contours of such insert. The margin area 624 may be formed of the same material(s) from which the insert body 626 is formed (e.g., foamed latex, or latex foam), and may lack any pockets that store particulate materials. The cuttable article 620 is suitable for mass manufacturing or mass production, which may then be followed by cutting along or near one of the contour markings 631-633, in order to achieve the desired shape or structure or size of the actual insert. For example, the cuttable article 620 may be provided with an instruction manual or with other indication or message, that cutting along contour marking 631 would be suitable for a male foot of size US 10; and that cutting along contour marking 632 would be suitable for a male foot of size US 9; and that cutting along contour marking 633 would be suitable for a male foot of size US 8 or for a female foot of size 7. Such cutting may be performed at the manufacturing facility, or at a distributor facility, or at a retail store (e.g., a shoe store), or even at the home of the final consumer or end-user who may cut the article 620 to fit the shape of his own particular foot.

[00114] Reference is made to Fig. 10, which is a schematic illustration of a side view of a shoe 500, in accordance with some demonstrative embodiments of the present invention. Shoe 500 may comprise therein an integrated or built-in or non-removable set of pockets or chambers 501-503; each such pocket or chamber (501, 502, 503) storing or containing the mixture of particulate materials described above or herein. For demonstrative purposes, three such pockets 501-503 are shown, as a front-side pocket 501 (e.g., under the fore-foot), a central pocket 502 (e.g., under the medial arch), and a rear pocket 503 (e.g., under the heel). The

pockets 501-503 may be mounted or attached onto one or more of the layers 505 of the sole of the shoe. Such pockets 501-503, and the sole layer 505 to which they are connected, are depicted in thicker black lines, for demonstrative purposes; and may not necessarily be visible to a viewer that looks at the shoe from the side. Embodiments of the present invention include also other types of shoes or footwear, and are not limited to the structure or type of shoe that is depicted in this demonstrative example.

[00115] Reference is made to Fig. 11, which is a schematic illustration of a side view of a sock 550, in accordance with some demonstrative embodiments of the present invention. Sock 550 may comprise therein an integrated or built-in or non-removable set of pockets or chambers, or alternatively, the insole of the present invention which may be removable from the sock and/or replaceable; each such pocket or chamber storing or containing the mixture of particulate materials described above or herein. For demonstrative purposes, three such pockets are shown, as a front-side pocket (e.g., under the fore-foot), a central pocket (e.g., under the medial arch), and a rear pocket (e.g., under the heel). The pockets may be mounted or attached or glued or bonded onto one or more of the internal layers of the sock, such as, onto an internal fabric layer of the sock; or, the pockets may be integrated in an insole (e.g., formed of Foamed Latex or Latex Foam), and the insole itself may be inserted into a fabric sock and may be glued or bonded or attached to it internally and fixedly and non-removably. In some embodiments, optionally, the insole may be knitted or stitched internally within the sock, using fabric threads or yarn or stitches or knitting. Such pockets, and the insole layer to which they are connected internally within the sock, are depicted in thicker black lines, for demonstrative purposes; and may not necessarily be visible to a viewer that looks at the sock from the side. Embodiments of the present invention include also other types of socks or stockings, and are not limited to the structure or type of sock that is depicted in this demonstrative example.

[00116] In some embodiments, the sock may be elastic, and/or may enable human sweat to evaporate. Within the sock, at the floor or the bottom side of the sock, internally, the insole of the present invention is located. The insole may be fixedly connected to the sock, or may be detachably attached to the sock in a manner that enables the user to remove the insole and replace it (e.g., in order to wash the sock separately from the insole; although, in some embodiments, the sock with the internal insole and its pockets may be washed together as a unified item). Optionally, the bottom side of the sock, at its external side, may comprise three-dimensional protrusions of ribs, formed of fabric and/or silicon and/or rubber, to increase friction and/or to reduce risk of slipping. Optionally, the sock may include particular marks or

markings or printed indicators or knitted indicators or color-coded fabric elements, to indicate to the user the correct location for placement of the insole, in the case of a removable / replaceable insole.

[00117] The integrated sole within the sock, may stimulate the human foot and its muscles and nerves and bones, and may trigger the human foot to fidget with the pockets and/or to engage with the pockets; thereby triggering or stimulating the wearer to shrink and expand his toes or phalanges, even while the user is sitting or standing still or lying down; thereby increasing blood flow to or from or within the foot, and mitigating or preventing thrombosis or deep vein thrombosis (DVT), particularly in situations in which the user is generally non-moving (e.g., in a long flight, in a long car trip, or the like).

[00118] Reference is made to Fig. 12, which is a schematic illustration of a sock 570, in accordance with some demonstrative embodiments of the present invention. Sock 570 may include the insole with pockets storing the mixture of materials in accordance with the present invention. Optionally, the bottom side of the insole itself, and/or the bottom side of the sock, may comprise three-dimensional protrusions or ribs or knitting or a knitted pattern or portions of added fabric or foamed bubbles or foamed bubble-like structures made of latex or other material, in order to increase friction and/or make the insole less slippery and/or make the sock less slippery. The sock may be knitted or formed of one or more suitable materials; for example, cotton, wool, silk, polyester, Spandex, Lycra, Elastane, polyamide, or the like.

[00119] Some embodiments of the present invention provide an article comprising: an insole comprising at least a base layer, and a plurality of discrete elastic shape-shifting pockets that are attached to said base layer and are protruding upwardly relative to said base layer; wherein each one of the plurality of elastic shape-shifting pockets stores a mixture of two or more particulate materials which comprise at least: (i) one or more materials selected from group A which consists of: natural sand, synthetic sand, artificial sand, kinetic sand, silica, quartz; and (ii) one or more materials selected from group B which consists of: powdered aluminum, powdered titanium, powdered zinc, powdered magnesia, powdered silver, powdered anti-bacterial agent, powdered metal, powdered talcum, grained cork, grained coal, grained wood.

[00120] In some embodiments, content of a first pocket of said plurality of pockets, remains separate from and does not mix with content of any other pocket of said plurality of pockets.

[00121] In some embodiments, said insole comprises a top layer of fabric that ensures that content stored in any pocket of said plurality of pockets, remains separate from and does not directly touch a foot of a wearer who places his foot directly on said insole.

[00122] In some embodiments, each pocket of said plurality of pockets dynamically compresses in response to applied force by a human foot, and dynamically expands back to a non-compresses position upon removal or reduction of said force by the human foot.

[00123] In some embodiments, each pocket of said plurality of pockets comprises a cavity that is defined by: (I) said base layer of said insole operating as a lower panel of said pocket, and (II) a top layer of said insole operating as an upper panel of said pocket, and (III) a middle layer of said insole which is sandwiched between the base layer and the top layer of the insole, wherein a cut-out in said middle layer defines a cavity in which said mixture is stored, and wherein said middle layer operates as side panels of said pocket.

[00124] In some embodiments, said top layer of said insole comprises a fabric selected from the group consisting of: Spandex, Lycra, Elastane, elastic fabric, semi-elastic fabric; wherein said fabric locks-in the plurality of pockets and prevents said mixture from directly touching a foot of a human wearer.

[00125] In some embodiments, said plurality of pockets comprises exactly two pockets; wherein a first pocket of said plurality of pockets is a front-side pocket, located at a front side of said insole and positioned to support a fore-foot of a human wearer; wherein a second pocket of said plurality of pockets is a rear-side pocket, located at a rear side of said insole and positioned to support a heel of said human wearer.

[00126] In some embodiments, said plurality of pockets comprises exactly three pockets; wherein a first pocket of said plurality of pockets is a front-side pocket, located at a front side of said insole and positioned to support a fore-foot of a human wearer; wherein a second pocket of said plurality of pockets is a rear-side pocket, located at a rear side of said insole and positioned to support a heel of said human wearer; wherein a third pocket of said plurality of pockets is a side pocket, located at a non-front non-rear side of said insole and positioned to support a medial arch of said human wearer.

[00127] In some embodiments, wherein said plurality of pockets comprises at least three pockets; wherein a first pocket of said plurality of pockets is a front-side pocket, located at a front side of said insole and positioned to support a fore-foot of a human wearer; wherein a second pocket of said plurality of pockets is a rear-side pocket, located at a rear side of said insole and positioned to support a heel of said human wearer; wherein a third pocket of said plurality of pockets is a side pocket, located at a non-front non-rear side of said insole and positioned to support a medial arch of said human wearer, wherein said side pocket is

comprised of two or more discrete pockets which store said mixture separate from each other and which are able to shape-shift independently from each other.

[00128] In some embodiments, said plurality of pockets comprises at least three pockets; wherein a first pocket stores said mixture at a first weight in the range of 5 to 40 grams; wherein a second pocket stores said mixture at a second weight in the range of 5 to 50 grams; wherein a third pocket stores said mixture at a third weight in the range of 2 to 30 grams.

[00129] In some embodiments, each pocket of said plurality of pockets is capable of moving (e.g., changing its spatial organization or its spatial arrangement or its spatial height) and shape-shifting (e.g., changing from a high-height semi-sphere to a low-height portion-of-sphere), in response to force applied by a human foot, independently of movement or shape-shifting of any other pockets of said plurality of pockets.

[00130] In some embodiments, a first pocket of said plurality of pockets stores a first mixture of particulate materials; wherein a second pocket of said plurality of pockets stores a second, different, mixture of particulate materials.

[00131] In some embodiments, a first pocket of said plurality of pockets stores a first mixture of particulate materials; wherein a second pocket of said plurality of pockets stores a second, different, mixture of particulate materials; wherein the first mixture comprises a first set of particulate materials; wherein the second mixture comprises a second, different, set of particulate materials.

[00132] In some embodiments, a first pocket and a second pocket of said plurality of pockets store a same set of particulate materials but at different mixture ratios.

[00133] In some embodiments, a first pocket and a second pocket of said plurality of pockets store a same set of particulate materials but at different mixture weights.

[00134] In some embodiments, any one pocket of said plurality of pockets stores not more than 50 grams of mixture of particulate materials; wherein all of said plurality of pockets, store in aggregate not more than 100 grams of mixture of particulate materials.

[00135] In some embodiments, by weight, at least 50 percent of said mixture is one or more particulate materials from group A; and, a remainder of said mixture is one or more particulate materials from group B.

[00136] In some embodiments, by weight, at least 70 percent of said mixture is one or more particulate materials from group A; and, a remainder of said mixture is one or more particulate materials from group B.

[00137] In some embodiments, by weight, at least 90 percent of said mixture is one or more particulate materials from group A; and, a remainder of said mixture is one or more particulate materials from group B.

[00138] In some embodiments, by volume, at least 50 percent of said mixture is one or more particulate materials from group A; and, a remainder of said mixture is one or more particulate materials from group B.

[00139] In some embodiments, by volume, at least 70 percent of said mixture is one or more particulate materials from group A; and, a remainder of said mixture is one or more particulate materials from group B.

[00140] In some embodiments, by volume, at least 90 percent of said mixture is one or more particulate materials from group A; and, a remainder of said mixture is one or more particulate materials from group B.

[00141] In some embodiments, the article is said insole which is insertable into a shoe and is removable from said shoe.

[00142] In some embodiments, the article is a shoe, wherein said insole is an integrated layer of a sole of said shoe.

[00143] In some embodiments, the article is a sock, wherein said insole is fixedly and non-removably attached to an internal fabric of said sock.

[00144] In some embodiments, the article is a sock, wherein said insole is detachably attached to an internal fabric of said sock and is removable from said sock without damaging said sock.

[00145] In some embodiments, the article is a cuttable item having an insert with said multiple pockets embedded therein and being cuttable to produce a foot-shaped insert.

[00146] Ranges of values that are detailed above, include therein also the margin values themselves of such ranges. For example, the term “in the range of M to N”, includes therein also the value M and the value N.

[00147] The terms “plurality” and “a plurality”, as used herein, include, for example, “multiple” or “two or more”. For example, “a plurality of items” includes two or more items.

[00148] References to “one embodiment”, “an embodiment”, “demonstrative embodiment”, “various embodiments”, “some embodiments”, and/or similar terms, may indicate that the embodiment(s) so described may optionally include a particular feature, structure, or characteristic, but not every embodiment necessarily includes the particular feature, structure, or characteristic. Furthermore, repeated use of the phrase “in one embodiment” does not

necessarily refer to the same embodiment, although it may. Similarly, repeated use of the phrase “in some embodiments” does not necessarily refer to the same set or group of embodiments, although it may.

[00149] As used herein, and unless otherwise specified, the utilization of ordinal adjectives such as “first”, “second”, “third”, “fourth”, and so forth, to describe an item or an object, merely indicates that different instances of such like items or objects are being referred to; and does not intend to imply as if the items or objects so described must be in a particular given sequence, either temporally, spatially, in ranking, or in any other ordering manner.

[00150] Functions, operations, components and/or features described herein with reference to one or more embodiments of the present invention, may be combined with, or may be utilized in combination with, one or more other functions, operations, components and/or features described herein with reference to one or more other embodiments of the present invention. The present invention may thus comprise any possible or suitable combinations, re-arrangements, assembly, re-assembly, or other utilization of some or all of the modules or functions or components that are described herein, even if they are discussed in different locations or different chapters of the above discussion, or even if they are shown across different drawings or multiple drawings.

[00151] While certain features of some demonstrative embodiments of the present invention have been illustrated and described herein, various modifications, substitutions, changes, and equivalents may occur to those skilled in the art. Accordingly, the claims are intended to cover all such modifications, substitutions, changes, and equivalents.

CLAIMS

What is claimed is:

1. An article comprising:
an insole comprising at least a base layer, and a plurality of discrete elastic shape-shifting pockets that are attached to said base layer and are protruding upwardly relative to said base layer;
wherein each one of the plurality of elastic shape-shifting pockets stores a mixture of two or more particulate materials which comprise at least:
 - (i) one or more materials selected from group A which consists of: natural sand, synthetic sand, artificial sand, kinetic sand, silica, quartz; and
 - (ii) one or more materials selected from group B which consists of: powdered aluminum, powdered titanium, powdered zinc, powdered magnesia, powdered silver, powdered anti-bacterial agent, powdered metal, powdered talcum, grained cork, grained coal, grained wood.
2. The article of claim 1,
wherein content of a first pocket of said plurality of pockets, remains separate from and does not mix with content of any other pocket of said plurality of pockets.
3. The article of any one of claims 1-2,
wherein said insole comprises a top layer of fabric that ensures that content stored in any pocket of said plurality of pockets, remains separate from and does not directly touch a foot of a wearer who places his foot directly on said insole.
4. The article of any one of claims 1-3,
wherein each pocket of said plurality of pockets dynamically compresses in response to applied force by a human foot, and dynamically expands back to a non-compresses position upon removal or reduction of said force by the human foot.

5. The article of any one of claims 1-4,
wherein each pocket of said plurality of pockets comprises a cavity that is defined by:
(I) said base layer of said insole operating as a lower panel of said pocket, and (II) a top layer of said insole operating as an upper panel of said pocket, and (III) a middle layer of said insole which is sandwiched between the base layer and the top layer of the insole, wherein a cut-out in said middle layer defines a cavity in which said mixture is stored, and wherein said middle layer operates as side panels of said pocket.
6. The article of claim 5,
wherein said top layer of said insole comprises a fabric selected from the group consisting of: Spandex, Lycra, Elastane, elastic fabric, semi-elastic fabric;
wherein said fabric locks-in the plurality of pockets and prevents said mixture from directly touching a foot of a human wearer.
7. The article of any one of claims 1-6,
wherein said plurality of pockets comprises exactly two pockets;
wherein a first pocket of said plurality of pockets is a front-side pocket, located at a front side of said insole and positioned to support a fore-foot of a human wearer;
wherein a second pocket of said plurality of pockets is a rear-side pocket, located at a rear side of said insole and positioned to support a heel of said human wearer.
8. The article of any one of claims 1-6,
wherein said plurality of pockets comprises exactly three pockets;
wherein a first pocket of said plurality of pockets is a front-side pocket, located at a front side of said insole and positioned to support a fore-foot of a human wearer;
wherein a second pocket of said plurality of pockets is a rear-side pocket, located at a rear side of said insole and positioned to support a heel of said human wearer;
wherein a third pocket of said plurality of pockets is a side pocket, located at a non-front non-rear side of said insole and positioned to support a medial arch of said human wearer.

9. The article of any one of claims 1-6,
wherein said plurality of pockets comprises at least three pockets;
wherein a first pocket of said plurality of pockets is a front-side pocket, located at a front side of said insole and positioned to support a fore-foot of a human wearer;
wherein a second pocket of said plurality of pockets is a rear-side pocket, located at a rear side of said insole and positioned to support a heel of said human wearer;
wherein a third pocket of said plurality of pockets is a side pocket, located at a non-front non-rear side of said insole and positioned to support a medial arch of said human wearer, wherein said side pocket is comprised of two or more discrete pockets which store said mixture separate from each other and which are able to shape-shift independently from each other.
10. The article of any one of claims 1-9,
wherein said plurality of pockets comprises at least three pockets;
wherein a first pocket stores said mixture at a first weight in the range of 5 to 40 grams;
wherein a second pocket stores said mixture at a second weight in the range of 5 to 50 grams;
wherein a third pocket stores said mixture at a third weight in the range of 2 to 30 grams.
11. The article of any one of claims 1-10,
wherein each pocket of said plurality of pockets is capable of moving and shape-shifting, in response to force applied by a human foot, independently of movement or shape-shifting of any other pockets of said plurality of pockets.
12. The article of any one of claims 1-11,
wherein a first pocket of said plurality of pockets stores a first mixture of particulate materials;
wherein a second pocket of said plurality of pockets stores a second, different, mixture of particulate materials.

13. The article of any one of claims 1-12,
wherein a first pocket of said plurality of pockets stores a first mixture of particulate materials;
wherein a second pocket of said plurality of pockets stores a second, different, mixture of particulate materials;
wherein the first mixture comprises a first set of particulate materials;
wherein the second mixture comprises a second, different, set of particulate materials.
14. The article of any one of claims 1-13,
wherein a first pocket and a second pocket of said plurality of pockets store a same set of particulate materials but at different mixture ratios.
15. The article of any one of claims 1-14,
wherein a first pocket and a second pocket of said plurality of pockets store a same set of particulate materials but at different mixture weights.
16. The article of any one of claims 1-15,
wherein any one pocket of said plurality of pockets stores not more than 50 grams of mixture of particulate materials;
wherein all of said plurality of pockets, store in aggregate not more than 100 grams of mixture of particulate materials.
17. The article of any one of claims 1-16,
wherein by weight, at least 50 percent of said mixture is one or more particulate materials from group A;
wherein a remainder of said mixture is one or more particulate materials from group B.
18. The article of any one of claims 1-16,
wherein by weight, at least 70 percent of said mixture is one or more particulate materials from group A;
wherein a remainder of said mixture is one or more particulate materials from group B.

19. The article of any one of claims 1-16,
wherein by weight, at least 90 percent of said mixture is one or more particulate materials from group A;
wherein a remainder of said mixture is one or more particulate materials from group B.
20. The article of any one of claims 1-16,
wherein by volume, at least 50 percent of said mixture is one or more particulate materials from group A;
wherein a remainder of said mixture is one or more particulate materials from group B.
21. The article of any one of claims 1-16,
wherein by volume, at least 70 percent of said mixture is one or more particulate materials from group A;
wherein a remainder of said mixture is one or more particulate materials from group B.
22. The article of any one of claims 1-16,
wherein by volume, at least 90 percent of said mixture is one or more particulate materials from group A;
wherein a remainder of said mixture is one or more particulate materials from group B.
23. The article of any one of claim 1-22,
wherein the article is said insole which is insertable into a shoe and is removable from said shoe.
24. The article of any one of claim 1-22,
wherein the article is a shoe, wherein said insole is an integrated layer of a sole of said shoe.
25. The article of any one of claim 1-22,
wherein the article is a sock, wherein said insole is fixedly and non-removably attached to an internal fabric of said sock.

26. The article of any one of claim 1-22,
wherein the article is a sock, wherein said insole is detachably attached to an internal fabric of said sock and is removable from said sock without damaging said sock.

27. The article of any one of claim 1-22,
wherein the article is a cuttable item having an insert with said multiple pockets embedded therein and being cuttable to produce a foot-shaped insert.

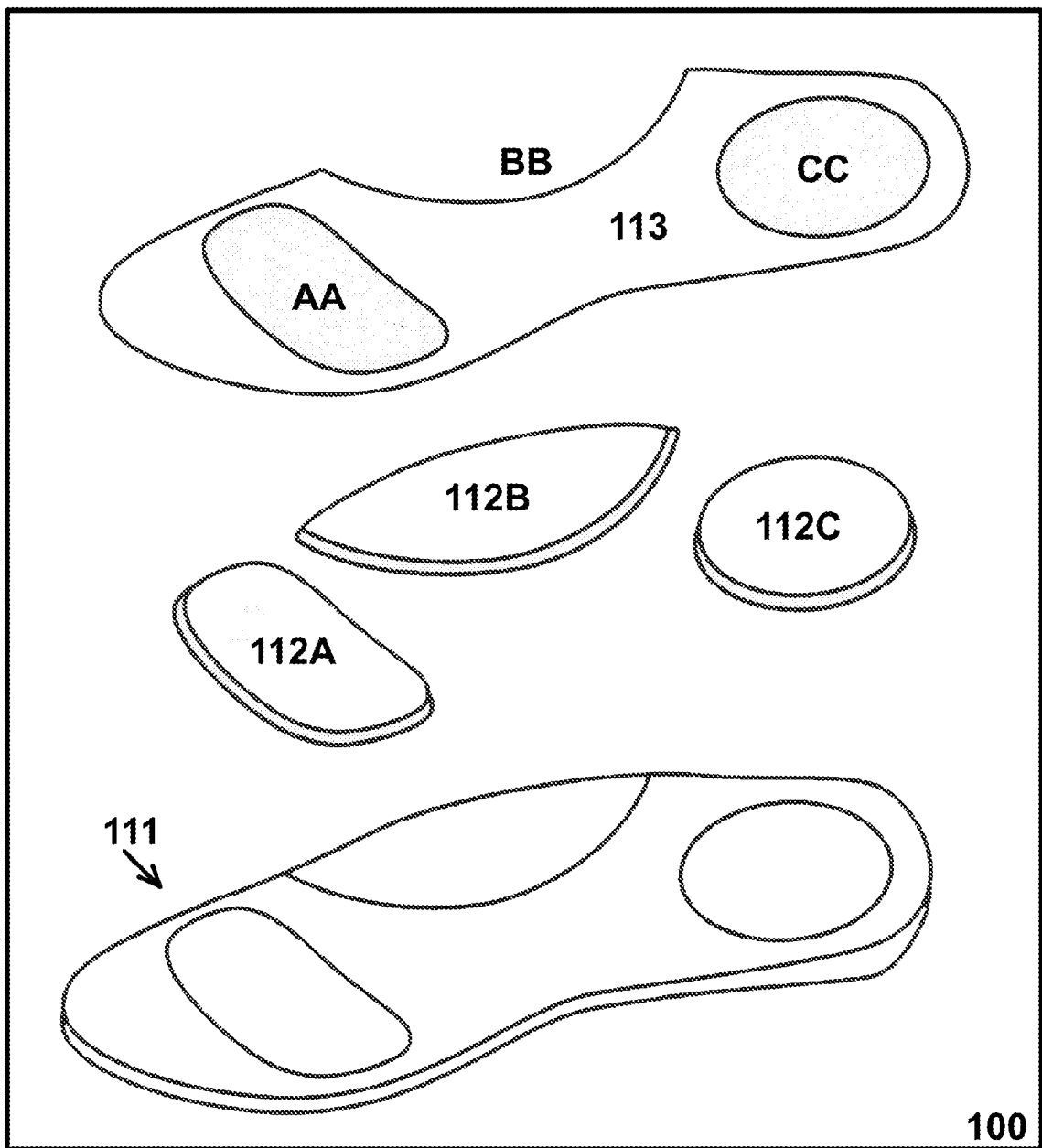
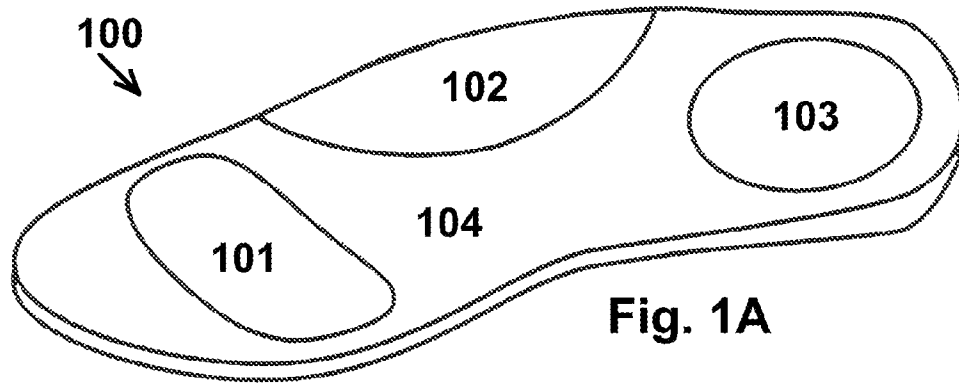


Fig. 1B

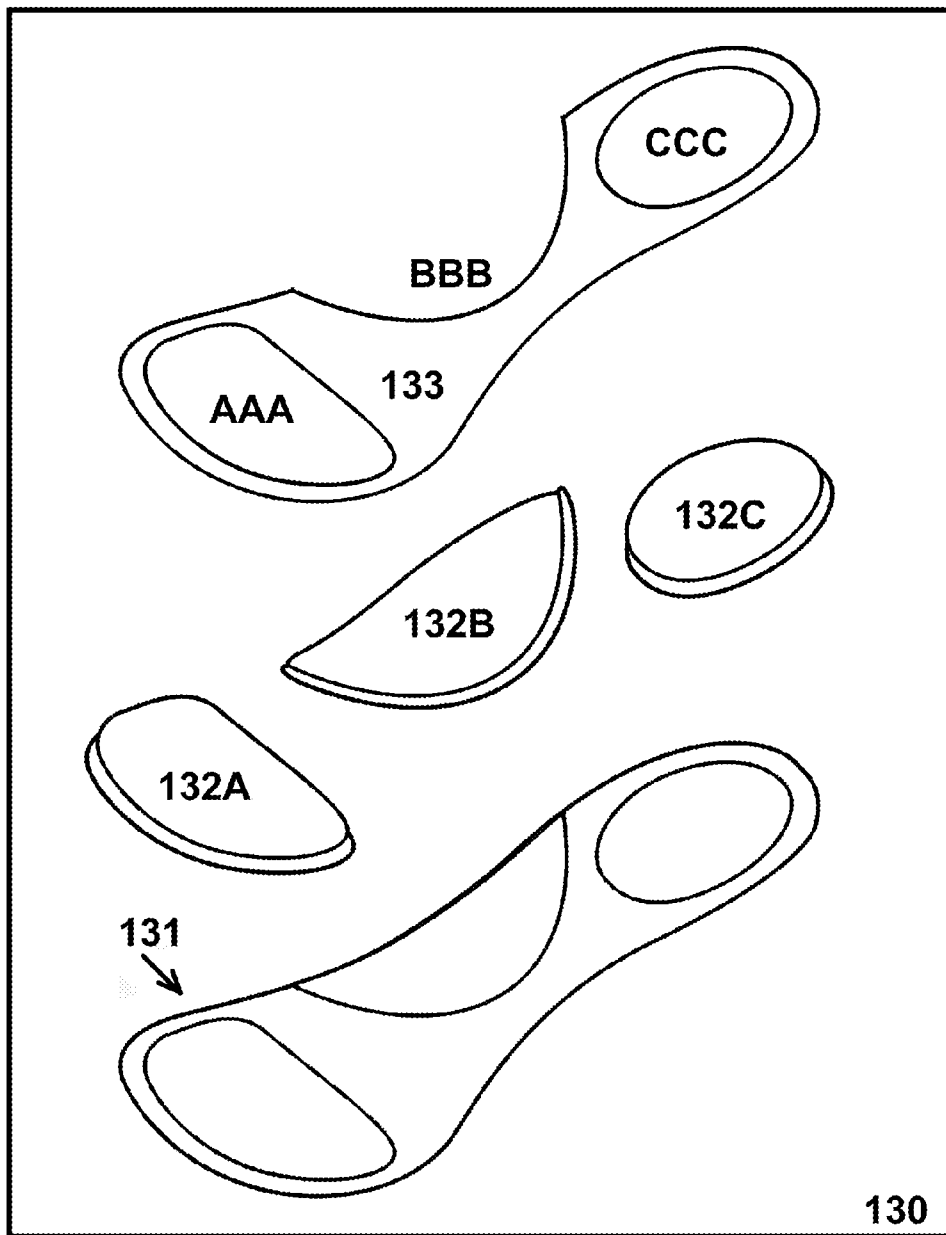
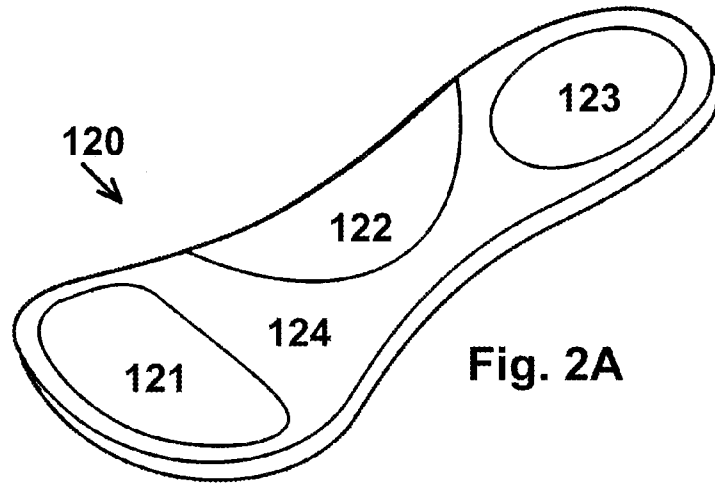


Fig. 2B

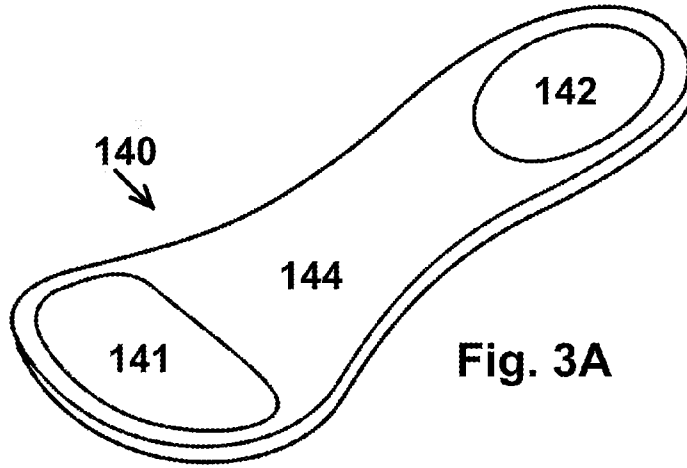


Fig. 3A

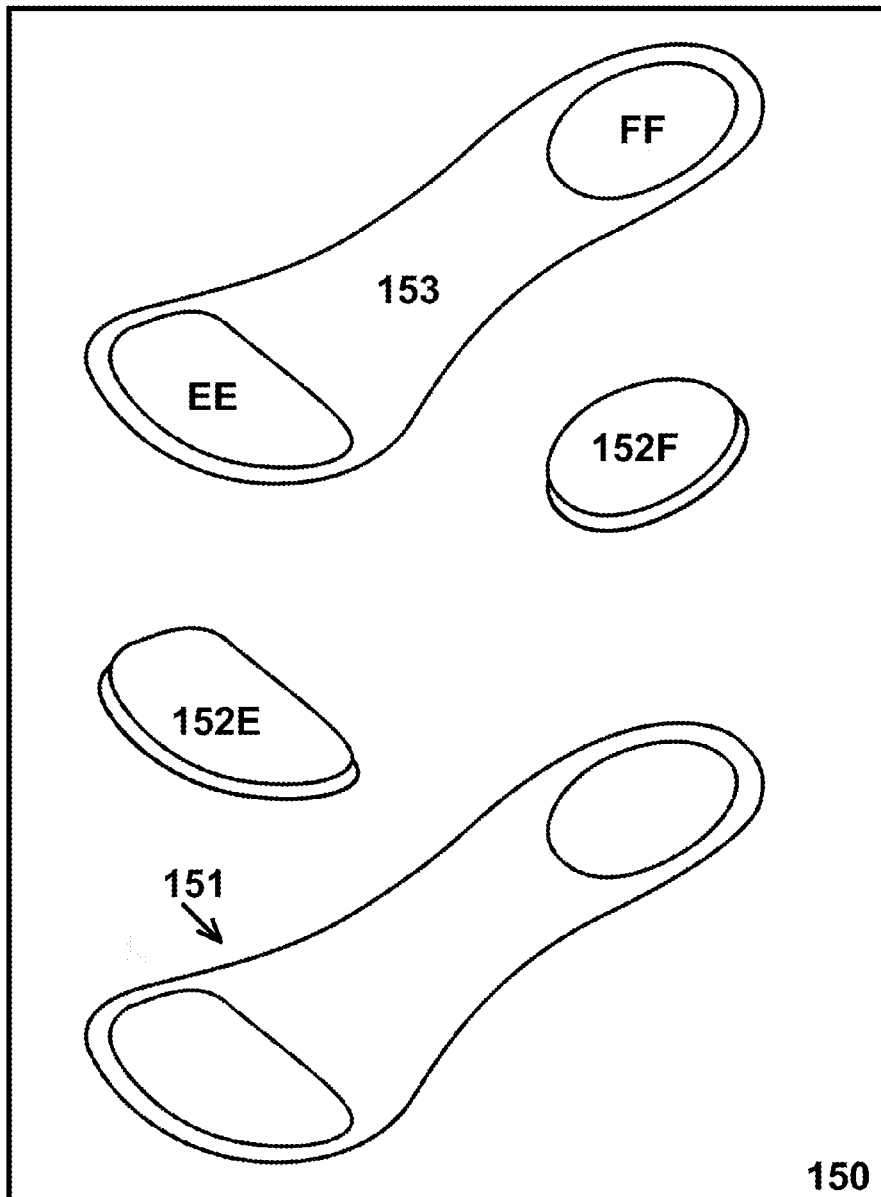


Fig. 3B

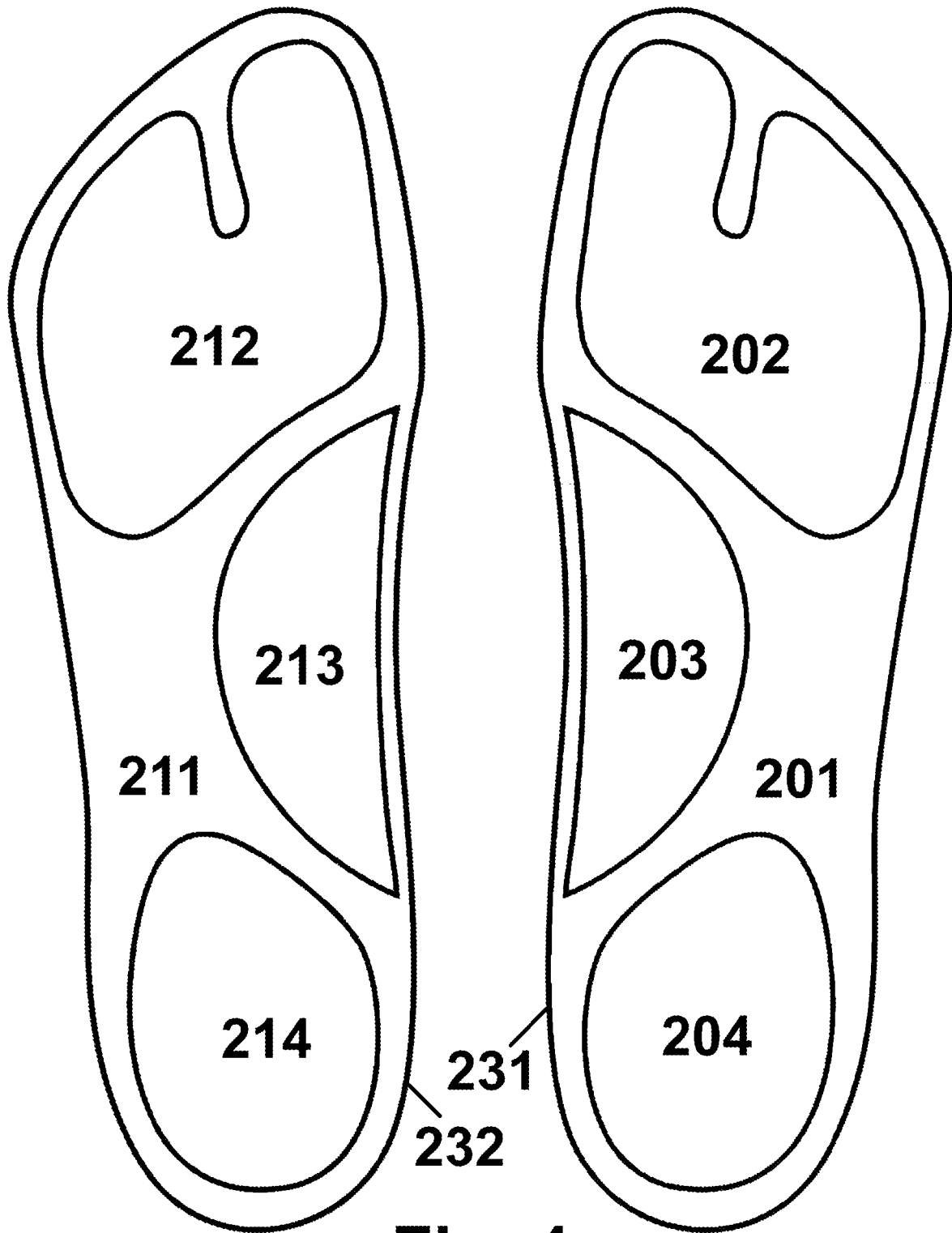


Fig. 4

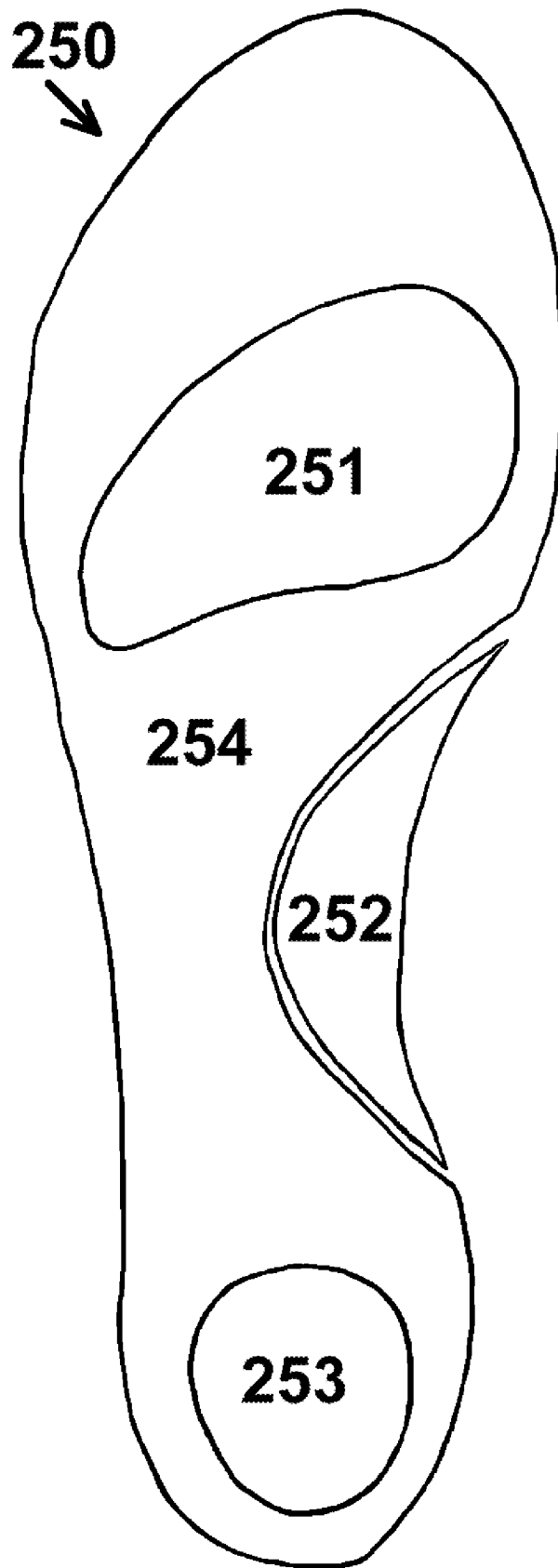


Fig. 5

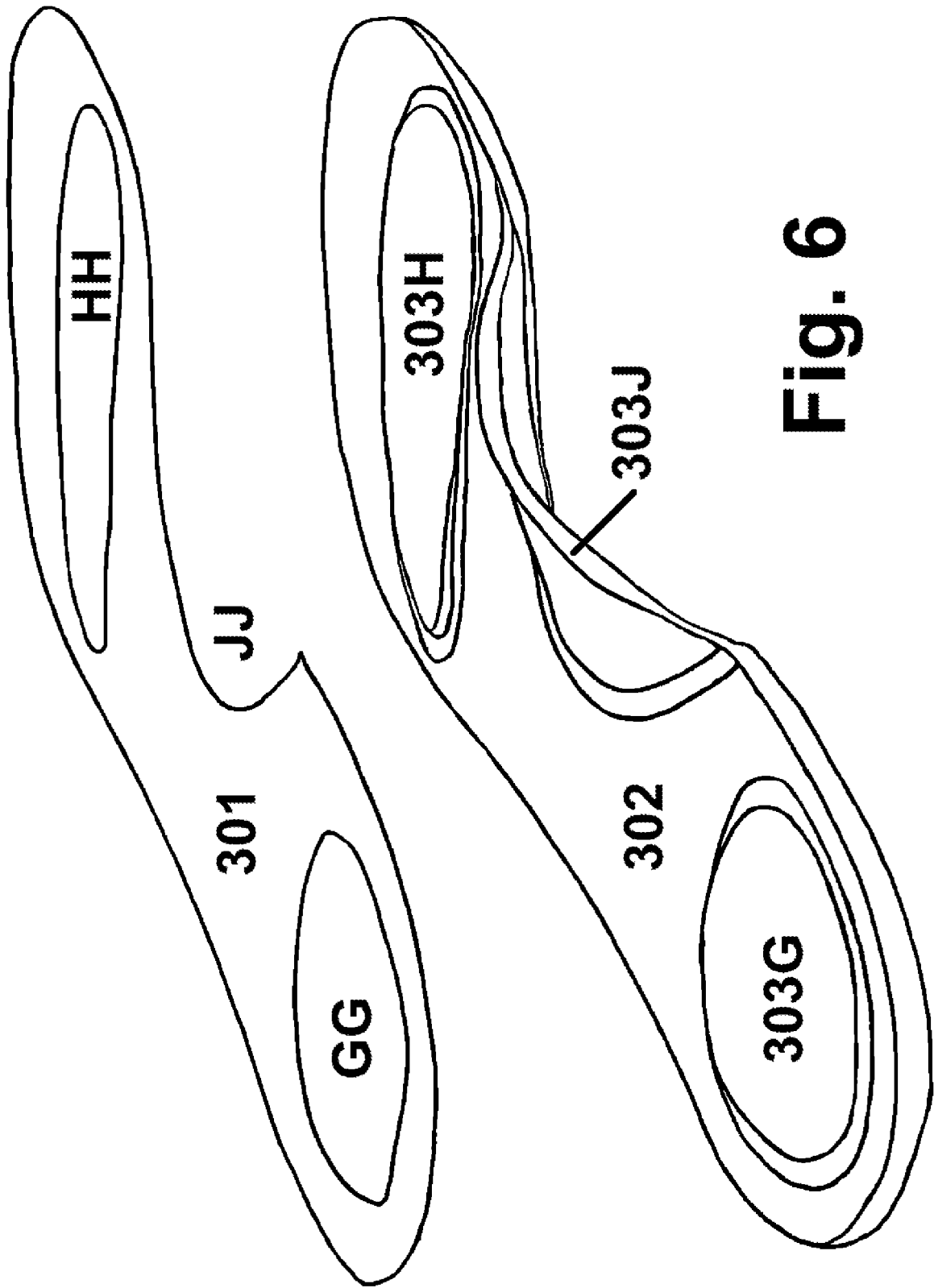


Fig. 6

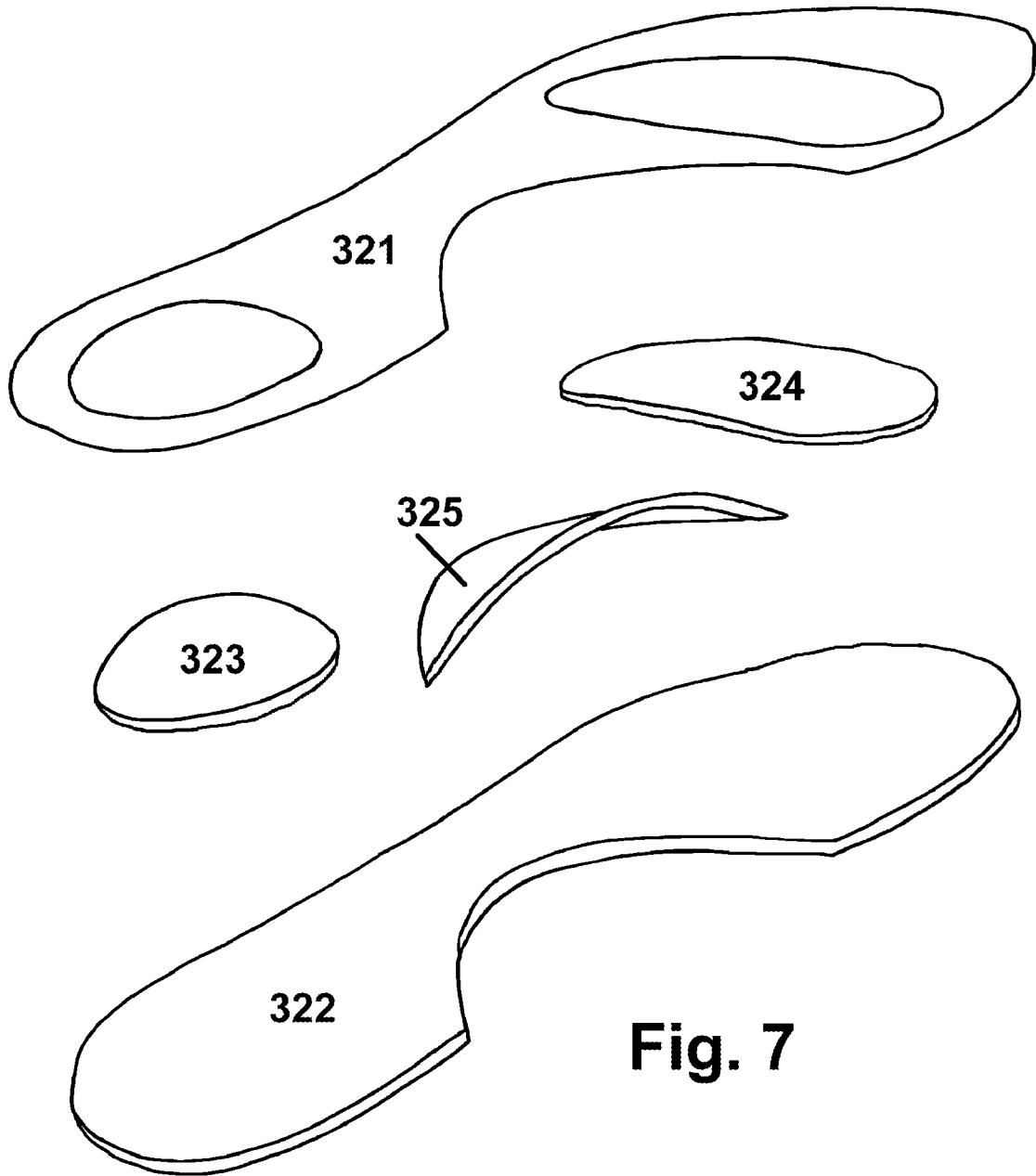


Fig. 7

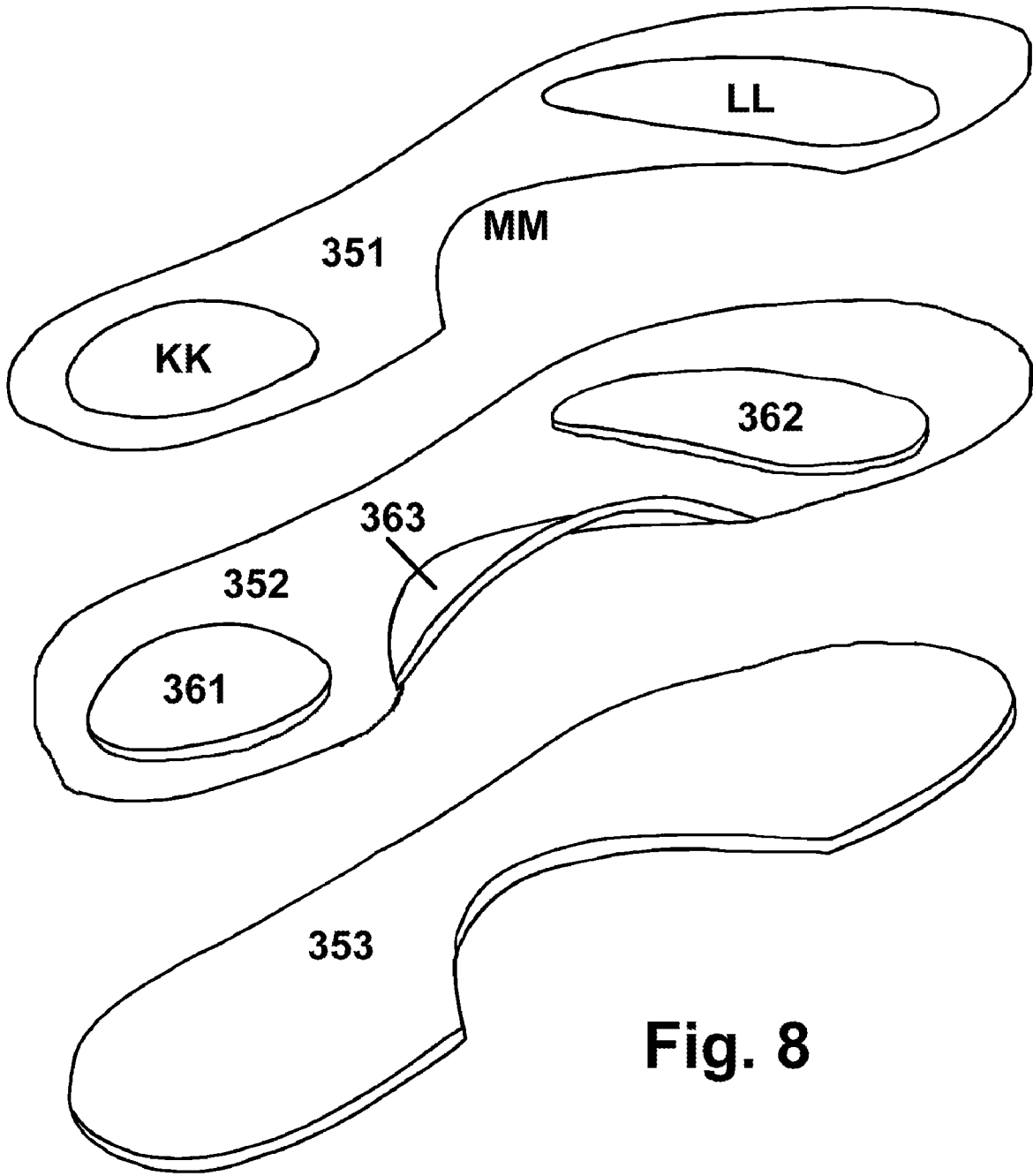


Fig. 8

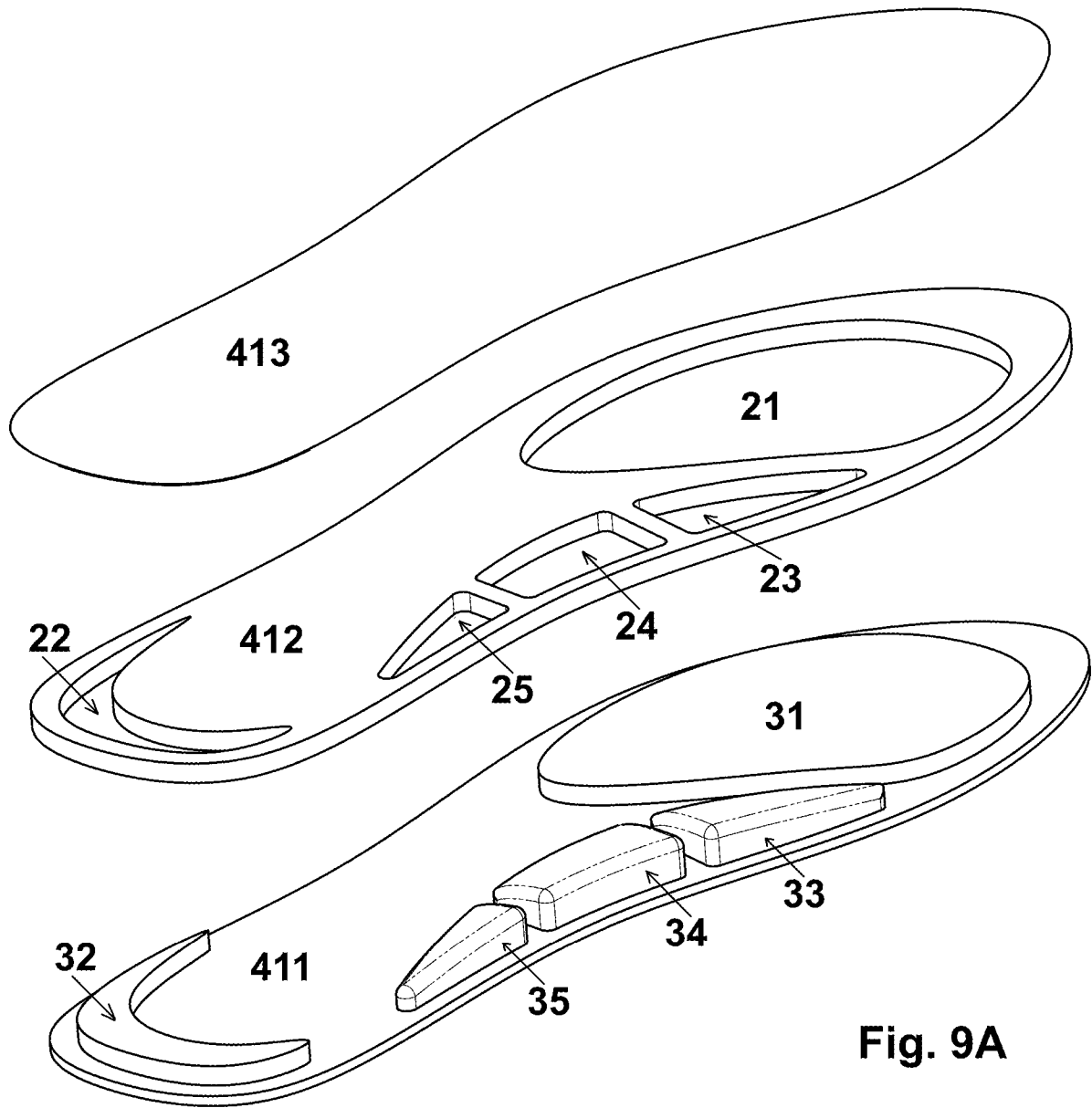


Fig. 9A

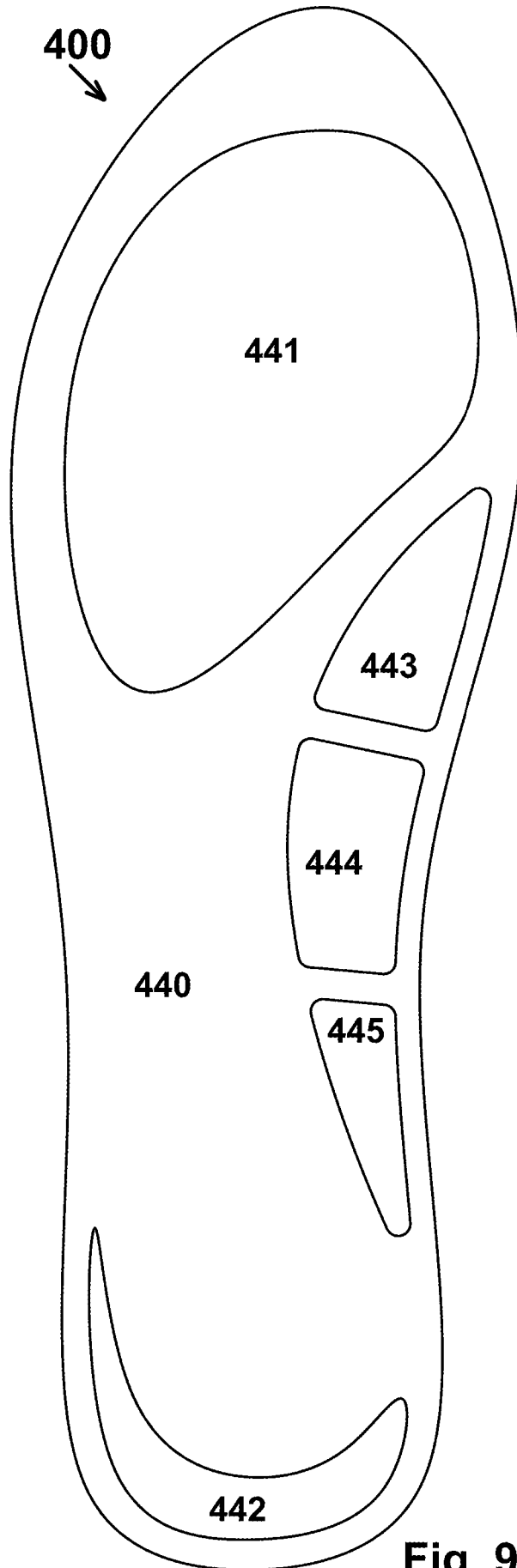


Fig. 9B

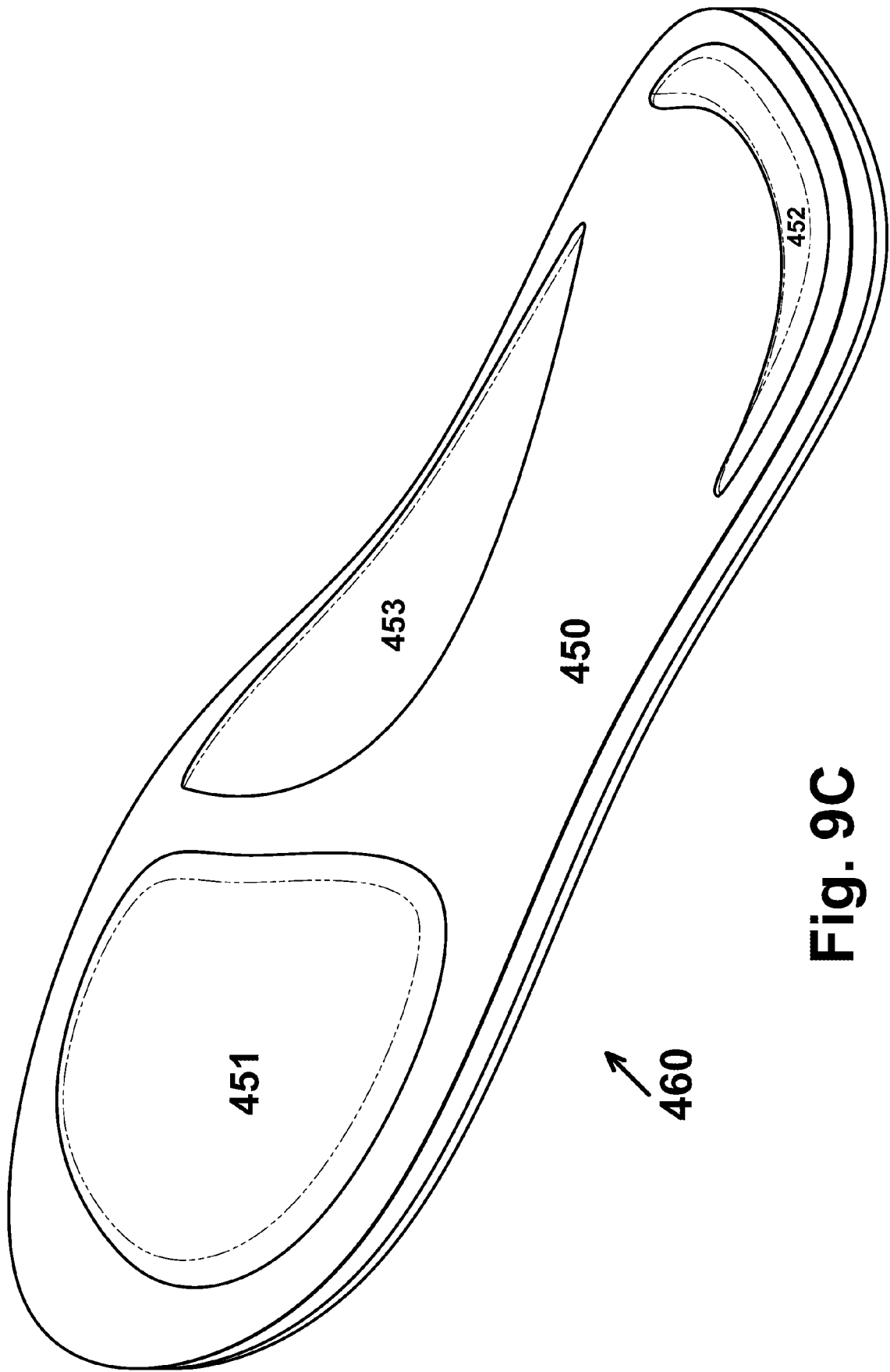


Fig. 9C

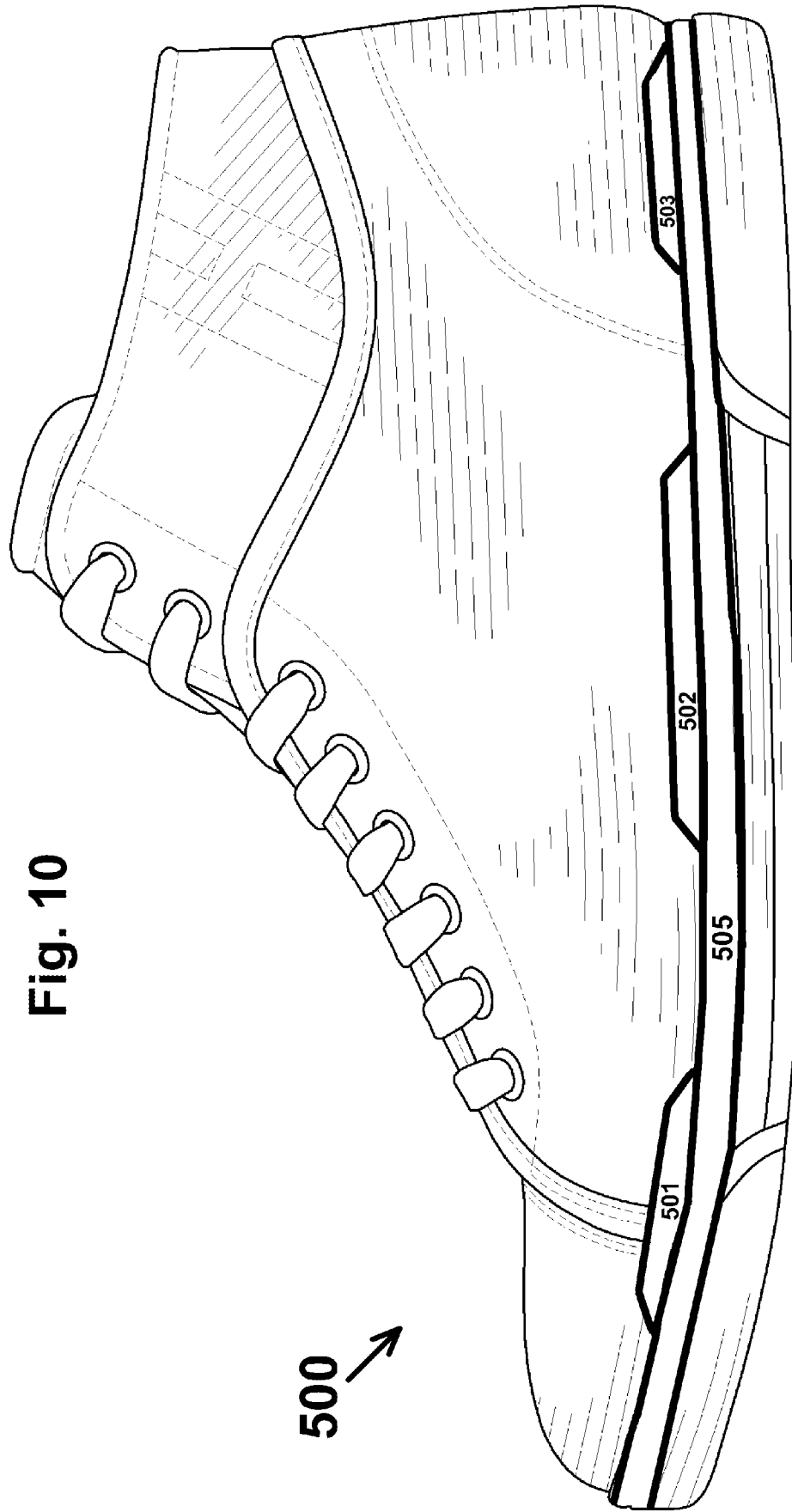


Fig. 10

500 ↗

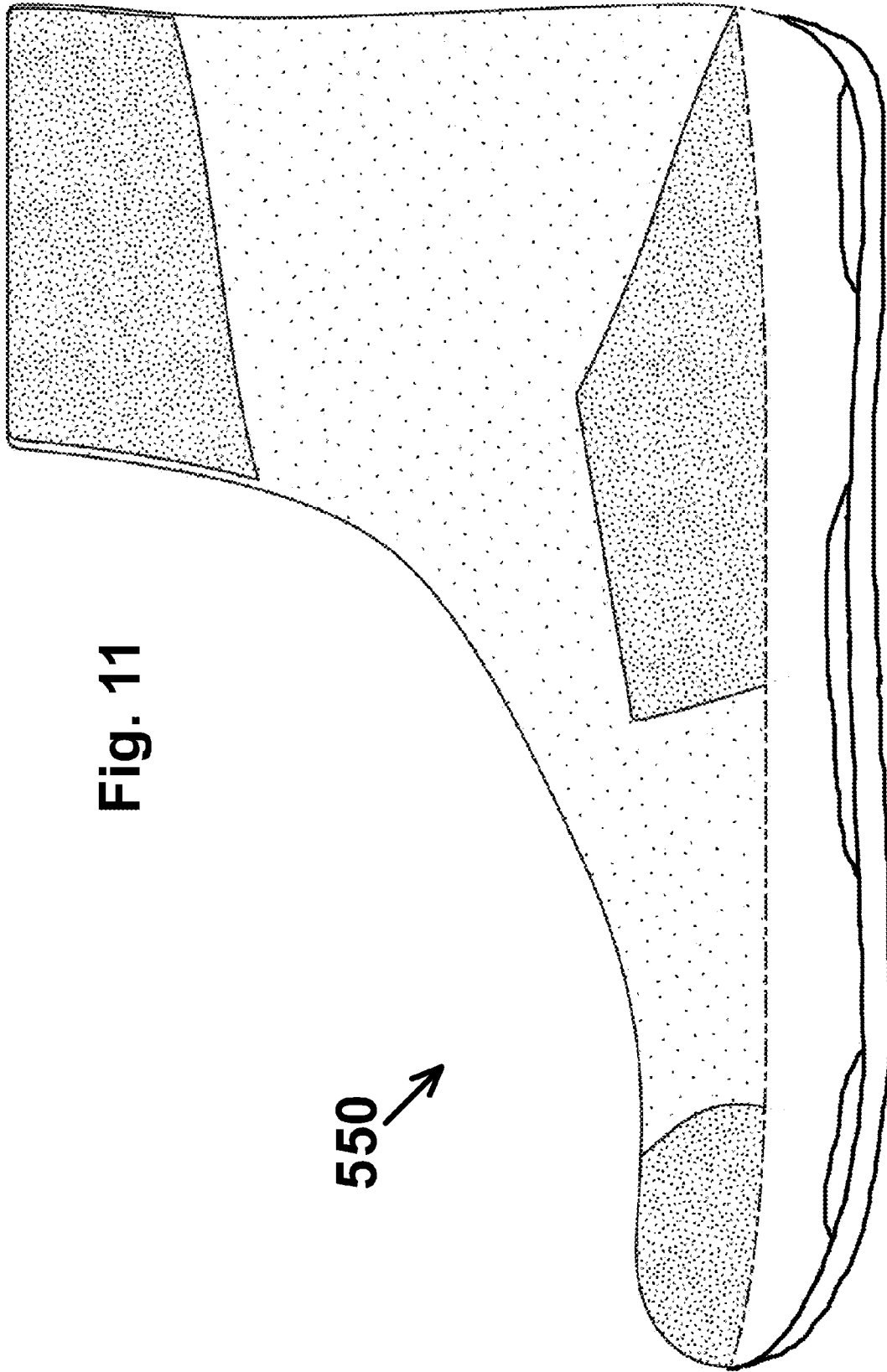


Fig. 11

550 ↗

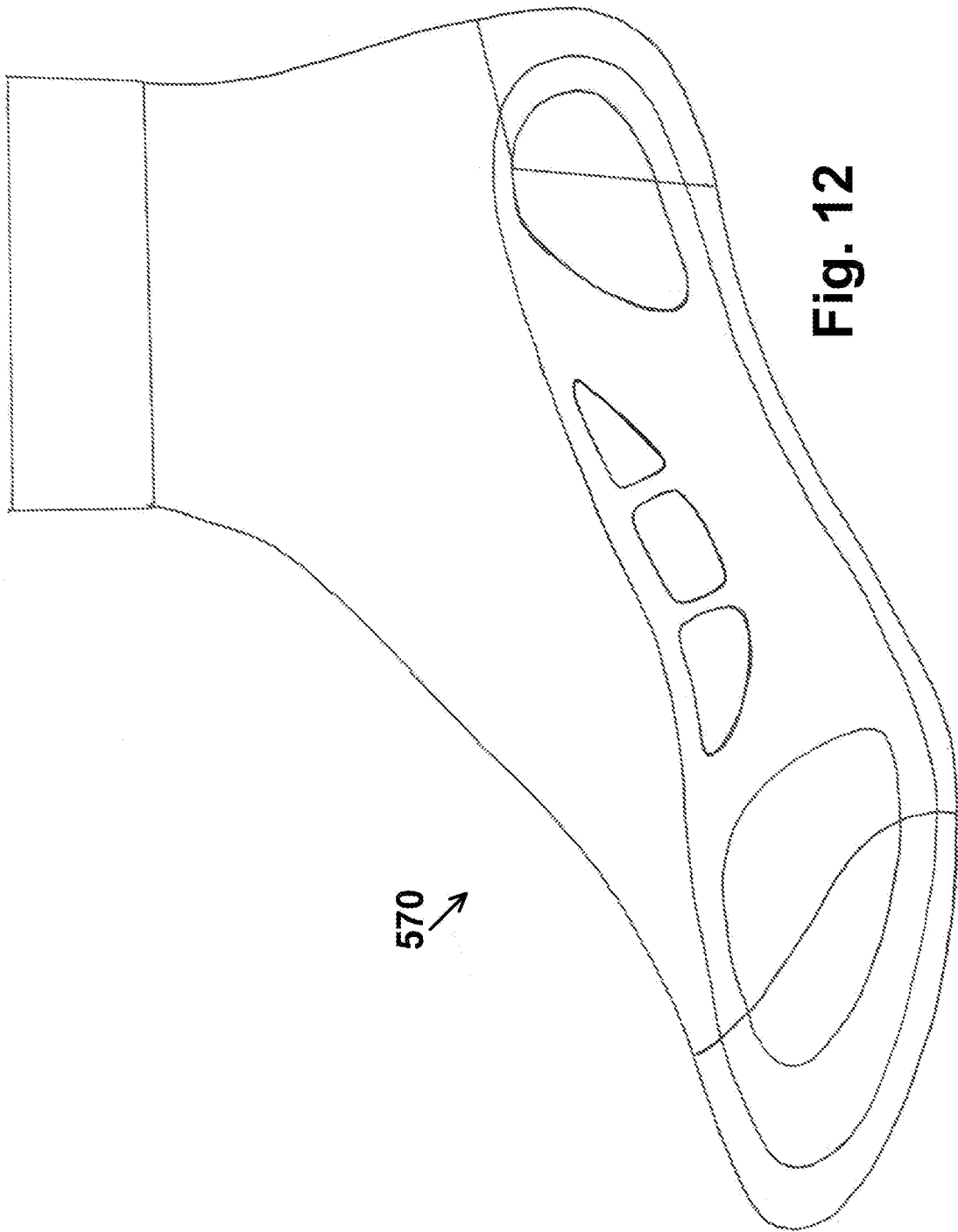


Fig. 12

570 ↗

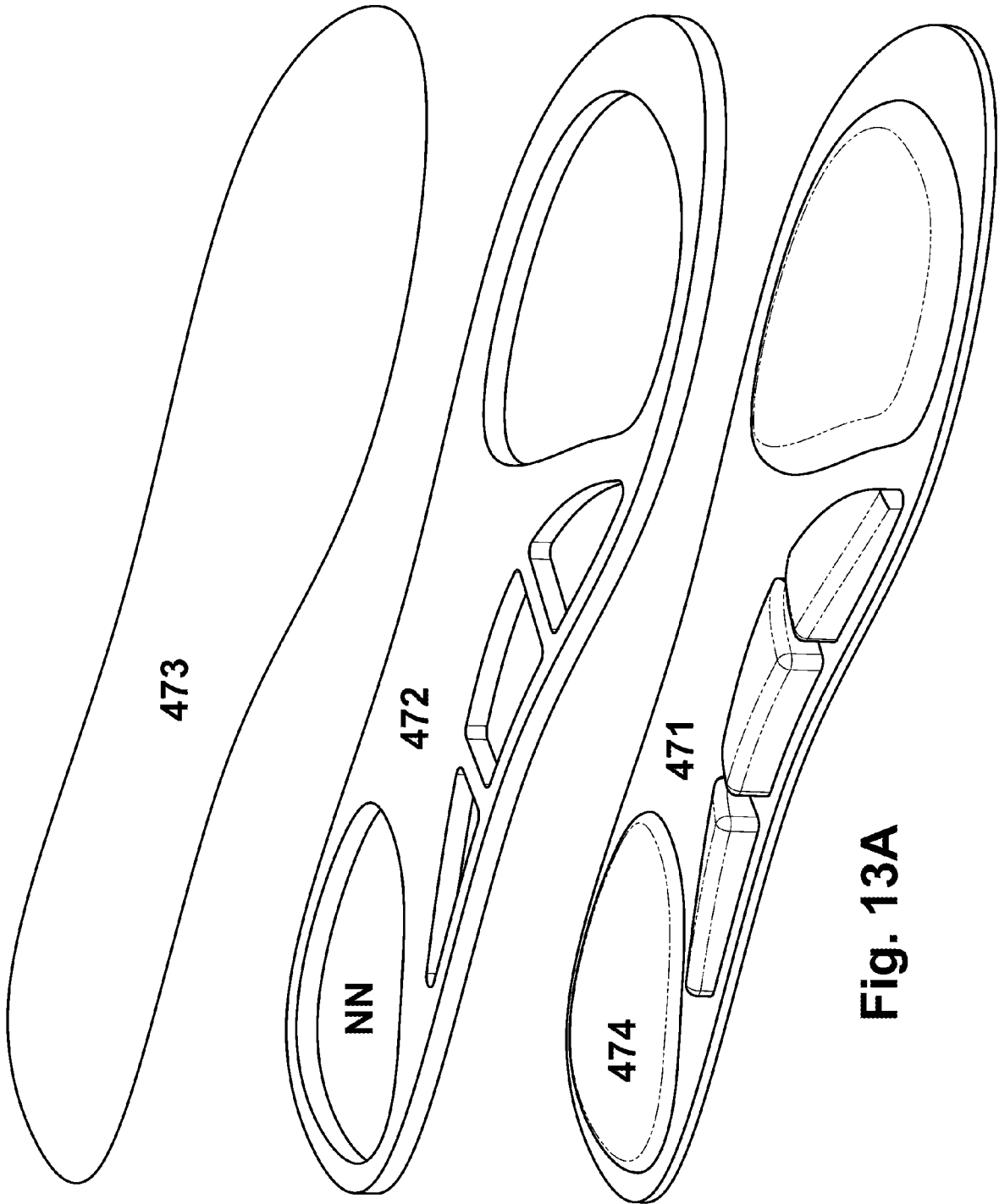


Fig. 13A

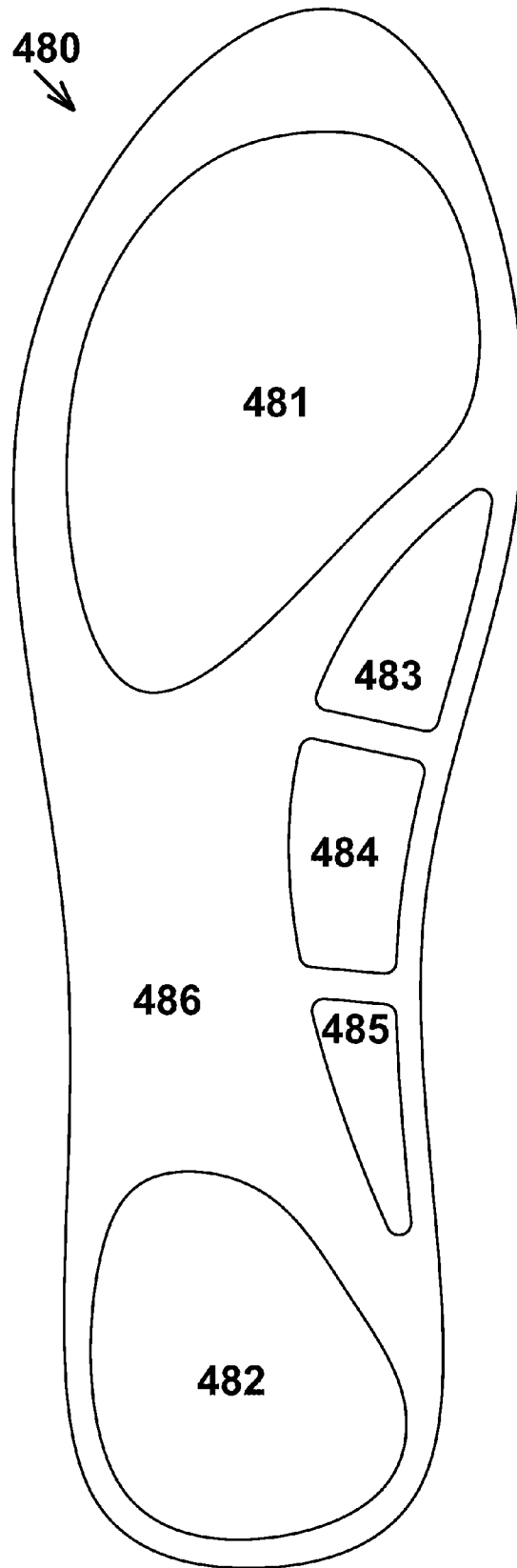


Fig. 13B

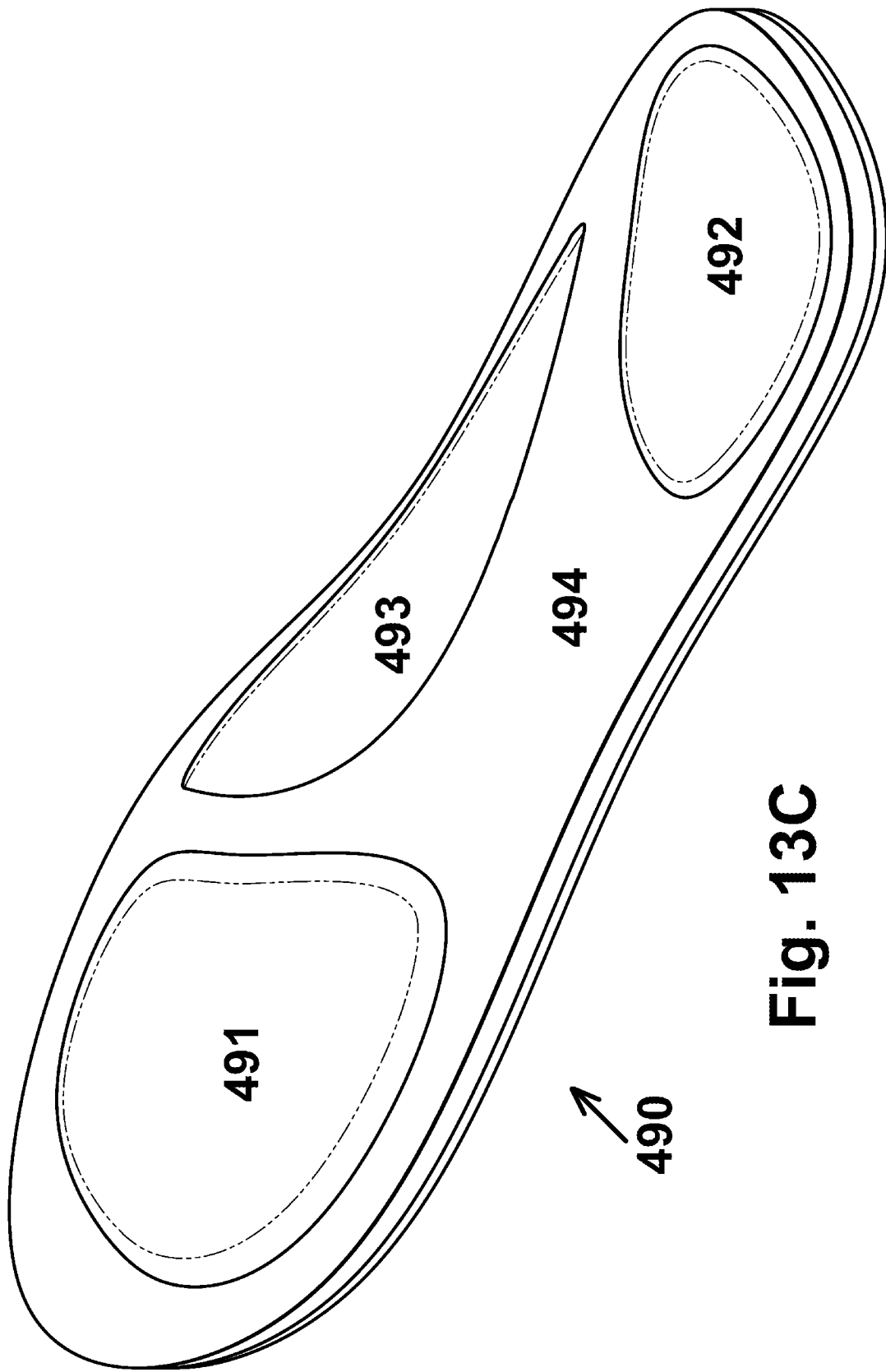


Fig. 13C

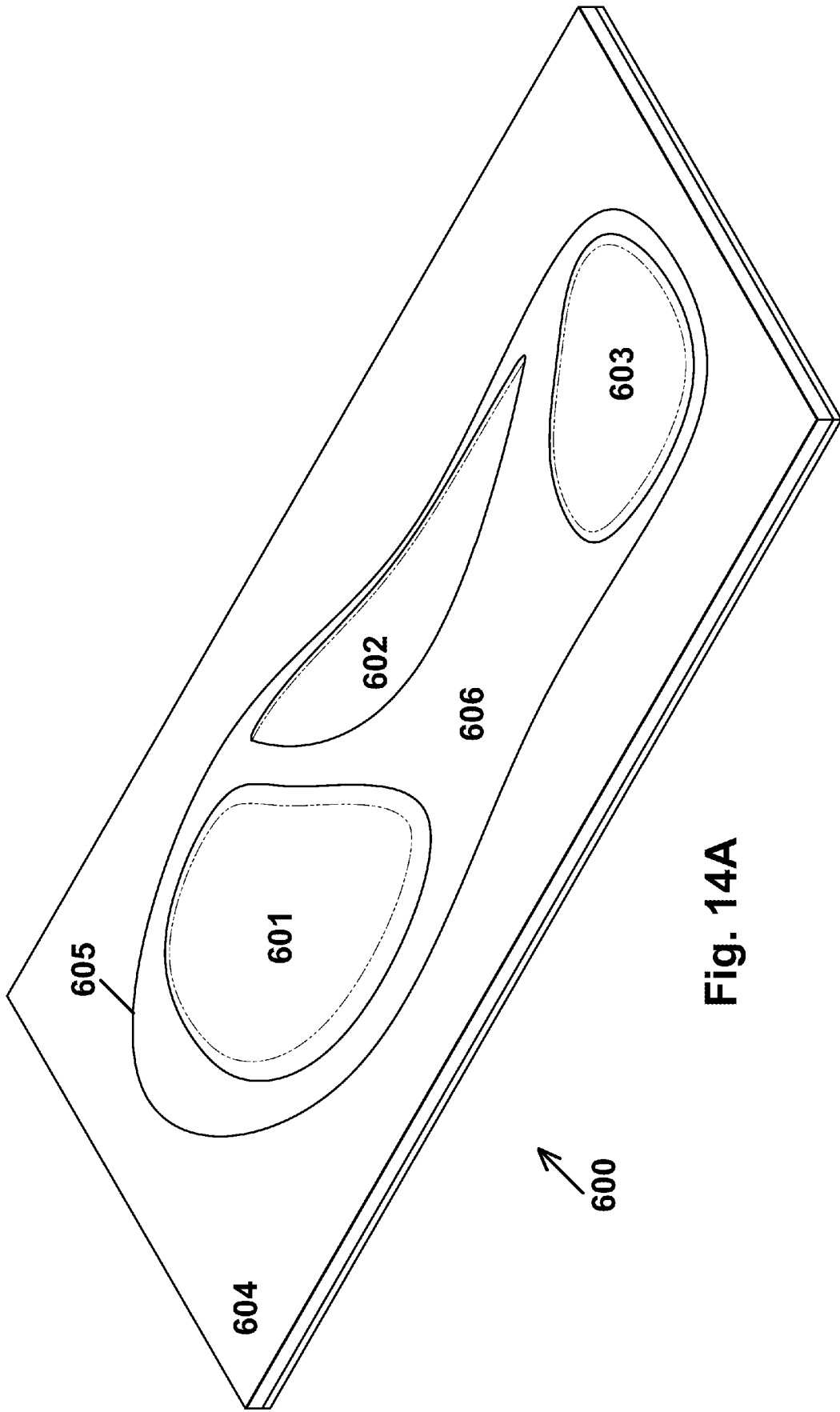


Fig. 14A

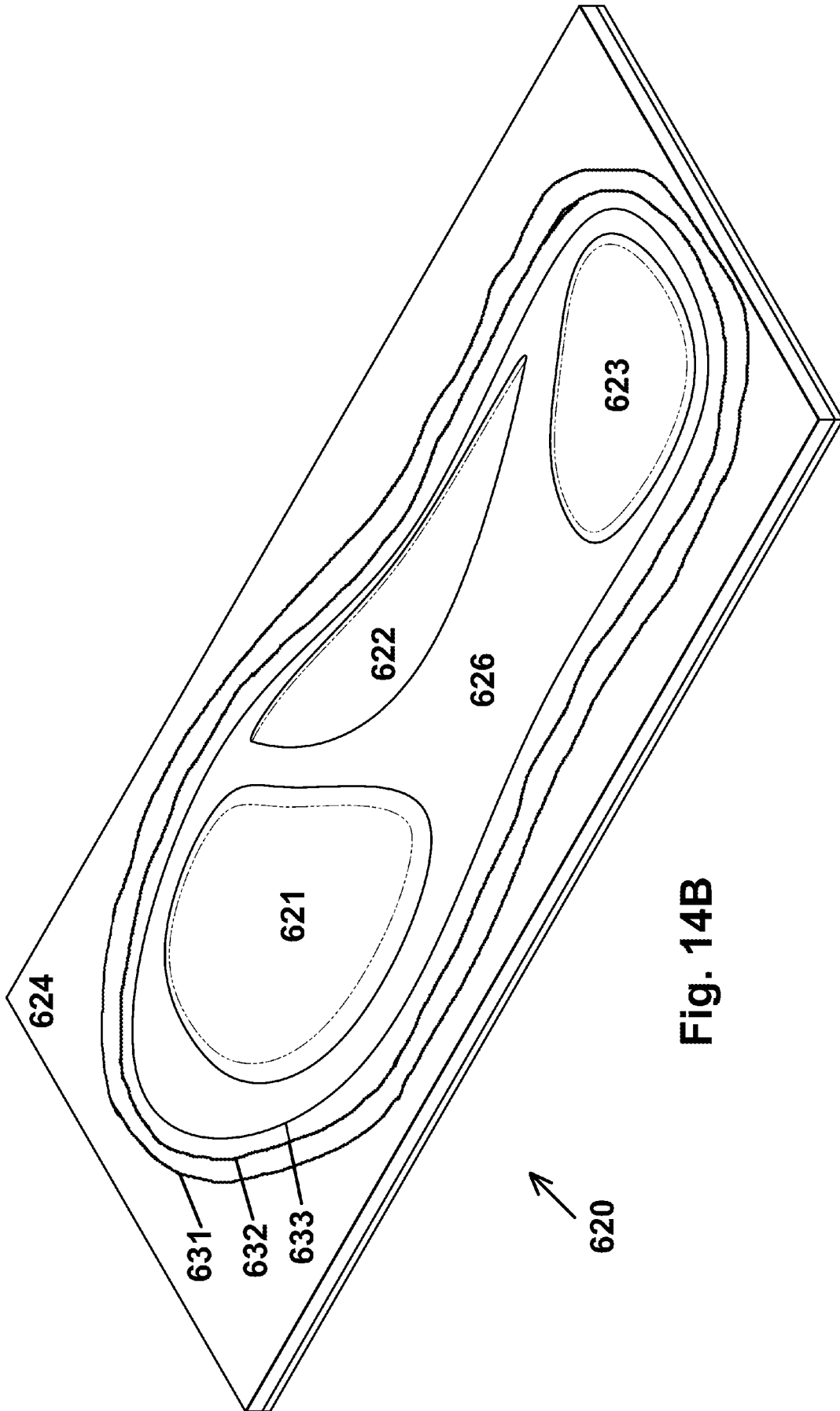


Fig. 14B

INTERNATIONAL SEARCH REPORT

International application No.

PCT/IL2019/050429

A. CLASSIFICATION OF SUBJECT MATTER IPC (20190101) A43B 17/00, A43B 1/00, A43B 13/38 CPC A43B 17/006, A43B 1/0045, A43B 13/386 According to International Patent Classification (IPC) or to both national classification and IPC		
B. FIELDS SEARCHED Minimum documentation searched (classification system followed by classification symbols) IPC (20190101) A43B 17/00, A43B 1/00, A43B 13/38 CPC A43B 17/006, A43B 1/0045, A43B 13/386 Documentation searched other than minimum documentation to the extent that such documents are included in the fields searched Electronic data base consulted during the international search (name of data base and, where practicable, search terms used) Databases consulted: THOMSON INNOVATION, Esp@cenet, Google Patents, Orbit		
C. DOCUMENTS CONSIDERED TO BE RELEVANT		
Category*	Citation of document, with indication, where appropriate, of the relevant passages	Relevant to claim No.
Y	US 2006010717 A1 KENNETH COLE PRODUCTIONS 19 Jan 2006 (2006/01/19) the whole document	1-27
Y	US 2010180467 A1 SINGLETON ANGELA 22 Jul 2010 (2010/07/22) the whole document	1-27
Y	JP 2004194817 A TOYO BOSEKI 15 Jul 2004 (2004/07/15) the whole document	1-27
Y	US 8800170 B1 UKIES LLC 12 Aug 2014 (2014/08/12) the whole document	1-27
A	KR 200365092 Y1 JONG-SUN 20 Oct 2004 (2004/10/20) the whole document	1-27
<input type="checkbox"/> Further documents are listed in the continuation of Box C. <input checked="" type="checkbox"/> See patent family annex.		
* Special categories of cited documents: "A" document defining the general state of the art which is not considered to be of particular relevance "D" document cited by the applicant in the international application "E" earlier application or patent but published on or after the international filing date "L" document which may throw doubts on priority claim(s) or which is cited to establish the publication date of another citation or other special reason (as specified) "O" document referring to an oral disclosure, use, exhibition or other means "P" document published prior to the international filing date but later than the priority date claimed "T" later document published after the international filing date or priority date and not in conflict with the application but cited to understand the principle or theory underlying the invention "X" document of particular relevance; the claimed invention cannot be considered novel or cannot be considered to involve an inventive step when the document is taken alone "Y" document of particular relevance; the claimed invention cannot be considered to involve an inventive step when the document is combined with one or more other such documents, such combination being obvious to a person skilled in the art "&" document member of the same patent family		
Date of the actual completion of the international search		Date of mailing of the international search report
02 Jul 2019		03 Jul 2019
Name and mailing address of the ISA: Israel Patent Office Technology Park, Bldg.5, Malcha, Jerusalem, 9695101, Israel Facsimile No. 972-2-5651616		Authorized officer Kozliner Yaniv Telephone No. 972-73-3927246

INTERNATIONAL SEARCH REPORT
Information on patent family members

International application No.
PCT/IL2019/050429

Patent document cited search report	Publication date	Patent family member(s)	Publication Date
US 2006010717 A1	19 Jan 2006	US 2006010717 A1	19 Jan 2006
		US 7484318 B2	03 Feb 2009
		US 2009094855 A1	16 Apr 2009
		US 7805859 B2	05 Oct 2010
US 2010180467 A1	22 Jul 2010	US 2010180467 A1	22 Jul 2010
		AU 2008305747 A1	02 Apr 2009
		AU 2008305747 B2	02 Jun 2011
		BR PI0801170 A2	02 Jun 2009
		CA 2700921 A1	02 Apr 2009
		CA 2700921 C	11 Feb 2014
		CN 101877978 A	03 Nov 2010
		CN 101877978 B	04 Jan 2012
		CO 6270291 A2	20 Apr 2011
		EP 2197310 A1	23 Jun 2010
		EP 2197310 A4	06 Nov 2013
		IL 204774 D0	30 Nov 2010
		IL 204774 A	29 Aug 2013
		JP 2010540069 A	24 Dec 2010
		JP 5711967 B2	07 May 2015
		KR 20100077180 A	07 Jul 2010
		KR 101229050 B1	04 Feb 2013
		MX 2010003522 A	25 Jun 2010
		RU 2432890 C1	10 Nov 2011
		WO 2009041993 A1	02 Apr 2009
JP 2004194817 A	15 Jul 2004	JP 2004194817 A	15 Jul 2004
US 8800170 B1	12 Aug 2014	US 8800170 B1	12 Aug 2014
		US 8800171 B1	12 Aug 2014

INTERNATIONAL SEARCH REPORT
 Information on patent family members

International application No.
 PCT/IL2019/050429

Patent document cited search report	Publication date	Patent family member(s)	Publication Date
		US 8813391 B1	26 Aug 2014
		US 8826567 B1	09 Sep 2014
		US 2015250262 A1	10 Sep 2015
		US 9833040 B2	05 Dec 2017
		US 2015196091 A1	16 Jul 2015
KR 200365092 Y1	20 Oct 2004	KR 200365092 Y1	20 Oct 2004