

(No Model.)

G. W. RANSON.

COMBINED BLOWER AND DAMPER FOR GRATES.

No. 260,413.

Patented July 4, 1882.

Fig. 1.

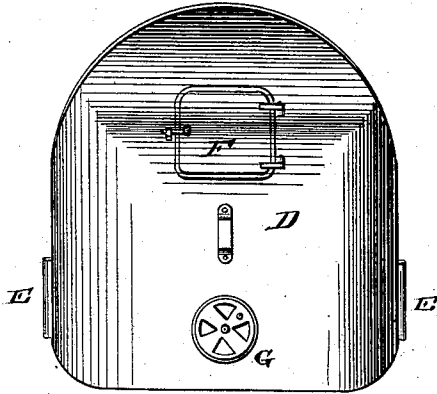


Fig. 2.

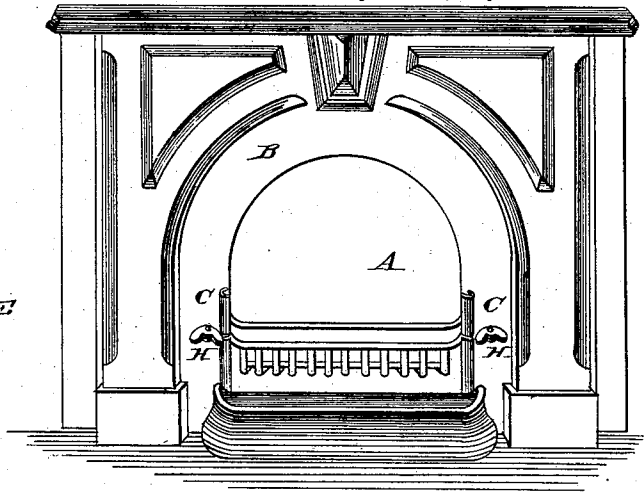


Fig. 3.




Fig. 4.

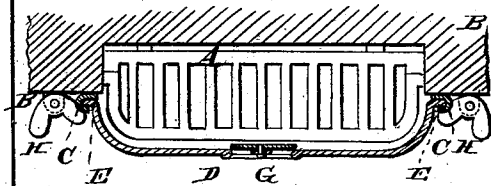
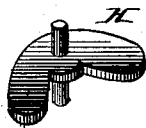


Fig. 5.



WITNESSES:

Fred. S. Dietrich
D. C. Dietrich

INVENTOR.

George W. Ranson
by *C. H. Snow* ATTORNEYS.

UNITED STATES PATENT OFFICE.

GEORGE W. RANSON, OF RICHWOOD, KENTUCKY.

COMBINED BLOWER AND DAMPER FOR GRATES.

SPECIFICATION forming part of Letters Patent No. 260,413, dated July 4, 1882.

Application filed May 11, 1882. (No model.)

To all whom it may concern:

Be it known that I, GEORGE WILLIAM RANSON, of Richwood, in the county of Boone and State of Kentucky, have invented certain new and useful Improvements in Combined Blower and Damper for Grates; and I do hereby declare that the following is a full, clear, and exact description of the invention, which will enable others skilled in the art to which it appertains to make and use the same, reference being had to the accompanying drawings, which form a part of this specification.

Figure 1 is a perspective view of my improved combined blower and damper. Fig. 2 is a perspective view of the grate-front upon which said device may be used. Fig. 3 is a perspective view, showing the blower in position. Fig. 4 is a horizontal sectional view, and Fig. 5 is a detail view of one of the catches or supports H.

Corresponding parts in the several figures are denoted by like letters of reference.

This invention relates to an improved combined blower and damper for open grates, the construction of which will be hereinafter fully described, and particularly pointed out in the claims.

In the drawings hereto annexed, A represents an ordinary open grate, and B the front plate of the same, which is provided at both sides with vertical grooves C.

D is the blower, which may be made of sheet-iron, and provided at both sides with flanges E, by which it may be slid into the grooves C until it rests upon the hearth, thus cutting the draft off from the grate.

The blower D is provided near its upper end

with a door, F, through which fuel may be fed. Near its lower end it has a suitably-constructed damper, G, for regulating the draft.

The front plate may be provided with pivoted catches H, upon which the blower may be supported when it is desired to admit the draft freely under the blower.

The operation of my invention will be readily understood. When it is desired to keep the fire down the device may be adjusted to rest upon the hearth and the fuel-door F may be opened. The fire may thus be kept burning low for a considerable length of time. By manipulating the damper G the fire may be regulated, and when a strong draft is desired the blower may be raised and supported upon the catches H.

Having thus described my invention, I claim and desire to secure by Letters Patent of the United States—

1. The fire-place having front plate, B, provided with vertical grooves C, in combination with the blower D, having flanges E, fuel-door F, and damper G, as set forth.

2. The fire-place having front plate, B, provided with grooves C and pivoted catches H, in combination with the blower D, having flanges E, fuel-door F, and damper G, as set forth.

In testimony that I claim the foregoing as my own I have hereto affixed my signature in presence of two witnesses.

GEORGE WILLIAM RANSON.

Witnesses:

J. B. MECKLENBERG,
GEO. T. WILLIAMS.