



(43) International Publication Date
15 June 2017 (15.06.2017)

(10) International Publication Number
WO 2017/100231 A1

(51) International Patent Classification:

A61K 6/083 (2006.01) *C08F 4/40* (2006.01)
A61K 6/00 (2006.01)

(21) International Application Number:

PCT/US2016/065239

(22) International Filing Date:

7 December 2016 (07.12.2016)

(25) Filing Language:

English

(26) Publication Language:

English

(30) Priority Data:

15198352.5 8 December 2015 (08.12.2015) EP

(71) Applicant: **3M INNOVATIVE PROPERTIES COMPANY** [US/US]; 3M Center, Post Office Box 33427, Saint Paul, Minnesota 55133-3427 (US).

(72) Inventors: **LUDSTECK, Manfred**; ESPE Platz, 82229 Seefeld (DE). **HECHT, Reinhold**; ESPE Platz, 82229 Seefeld (DE). **CLAUSSEN, Kai U.**; ESPE Platz, 82229 Seefeld (DE). **RENNSCHMID, Hubert**; ESPE Platz, 82229 Seefeld (DE). **VOGEL, Lilly**; Ettinger Str. 8, 85635 Erding (DE).

(74) Agents: **BUSS, Melissa E.** et al.; 3M Center, Office of Intellectual Property Counsel, Post Office Box 33427, Saint Paul, Minnesota 55133-3427 (US).

(81) Designated States (unless otherwise indicated, for every kind of national protection available): AE, AG, AL, AM, AO, AT, AU, AZ, BA, BB, BG, BH, BN, BR, BW, BY, BZ, CA, CH, CL, CN, CO, CR, CU, CZ, DE, DJ, DK, DM, DO, DZ, EC, EE, EG, ES, FI, GB, GD, GE, GH, GM, GT, HN, HR, HU, ID, IL, IN, IR, IS, JP, KE, KG, KN, KP, KR, KW, KZ, LA, LC, LK, LR, LS, LU, LY, MA, MD, ME, MG, MK, MN, MW, MX, MY, MZ, NA, NG, NI, NO, NZ, OM, PA, PE, PG, PH, PL, PT, QA, RO, RS, RU, RW, SA, SC, SD, SE, SG, SK, SL, SM, ST, SV, SY, TH, TJ, TM, TN, TR, TT, TZ, UA, UG, US, UZ, VC, VN, ZA, ZM, ZW.

(84) Designated States (unless otherwise indicated, for every kind of regional protection available): ARIPO (BW, GH, GM, KE, LR, LS, MW, MZ, NA, RW, SD, SL, ST, SZ, TZ, UG, ZM, ZW), Eurasian (AM, AZ, BY, KG, KZ, RU, TJ, TM), European (AL, AT, BE, BG, CH, CY, CZ, DE, DK, EE, ES, FI, FR, GB, GR, HR, HU, IE, IS, IT, LT, LU, LV, MC, MK, MT, NL, NO, PL, PT, RO, RS, SE, SI, SK, SM, TR), OAPI (BF, BJ, CF, CG, CI, CM, GA, GN, GQ, GW, KM, ML, MR, NE, SN, TD, TG).

Published:

— with international search report (Art. 21(3))

(54) Title: TWO-COMPONENT SELF-ADHESIVE DENTAL COMPOSITION, STORAGE STABLE INITIATOR SYSTEM, AND USE THEREOF

(57) Abstract: The invention relates to a kit of parts comprising Part A and Part B, Part A comprising: component(s) comprising an ascorbic acid moiety, stabilizer(s) selected from sulphite(s), phosphite(s) or mixtures thereof, optionally polymerizable component(s) without acidic moieties, optionally polymerizable component(s) with acidic moieties, and optionally filler(s), Part B comprising polymerizable component(s) without acidic moieties, polymerizable component(s) with acidic moieties, transition metal component(s), organic peroxide(s), and optionally filler(s). The invention is also directed to an initiator system comprising component(s) comprising an ascorbic acid moiety, stabilizer(s) selected from sulphite(s), phosphite(s) or mixtures thereof transition metal component(s), organic peroxide(s). The kit of parts and redox initiator system are particularly useful in the dental and orthodontic field.



WO 2017/100231 A1

TWO-COMPONENT SELF-ADHESIVE DENTAL COMPOSITION, STORAGE STABLE INITIATOR SYSTEM, AND USE THEREOF

Field of the Invention

5 The invention relates to a storage stable initiator system comprising ascorbic acid or derivatives thereof, an oxidizing agent, a transition metal component, a stabilizer and a two-component self-adhesive composition comprising such an initiator system. The composition may optionally contain in addition a photoinitiator or photoinitiator system to provide dual-cure compositions. The initiator system and composition containing such an initiator system
10 can be used for various applications, including dental and orthodontic applications, in particular for formulating self-adhesive, self-etching and self-curing dental or orthodontic compositions.

Background Art

 Dental composites are well known in dentistry and are widely used as restorative
15 materials (filling composites) or as cements (resin cements) in the prosthodontic field. Generally composites are hydrophobic in nature and contain as main parts of the formulation inorganic fillers, a (meth)acrylate based resin matrix and initiators for the radical polymerization.

 Redox initiating systems are well known in the dental composite area and are used
20 in a variety of self-curing and dual-curing materials such as for example temporary crown and bridge materials, core build-up materials and resin cements.

 To get adhesion to enamel and dentin, composites typically require a pre-treatment of the tooth surface by using a bonding agent or a bonding system. This may result in a rather complex and time consuming procedure. Therefore attempts were made to develop
25 self-adhesive composites which do not require the use of an additional bonding agent/system resulting in materials which are easier and faster to use for the dentist.

 In the meantime self-adhesive resin cements are well established materials in the prosthodontic area. A commercially available product is e.g. RelyXTM Unicem 2 Automix (3M Oral Care; 3M ESPE). These materials are formulated as two-component systems and
30 cure by a sophisticated curing mechanism.

Various dental compositions curing by different mechanisms are also described in the patent literature.

EP 2 153 811 (Kerr) relates to a single-part, light-curable, self-adhering dental restorative composition comprising three different polymerizable monomers, a photo-initiator and one or more fillers.

US 2004/0110864 (Hecht et al.) relates to a self-adhesive composition comprising one or more mono-or polyfunctional ethylenically unsaturated acidic compounds, one or more mono- or polyfunctional ethylenically unsaturated non-acidic compounds, filler, initiators and additives.

US 6,953,535 (Hecht et al.) relates to a redox initiator system which allows dental formulations to be cured in acidic medium by way of a free-radical polymerization, the redox initiator system comprising a barbituric acid or thiobarbituric acid derivative, peroxodisulfate, a sulfinic acid compound and a copper compound.

US 5,154,762 (Mitra et al.) describes a dental cement containing water, acid-reactive filler, water-miscible acidic polymer, an ethylenically-unsaturated moiety, photoinitiator, water-soluble reducing agent and water-soluble oxidizing agent. The cement is said to have three curing modes, namely an acid-filler ionic reaction, a photoinitiated crosslinking reaction and a redox-initiated crosslinking reaction.

US 4,918,136 (Kawaguchi et al.) describes an adhesive composition comprising a certain monomer mixture, filler, a polymerization initiator and a certain amount of ascorbic acid or a derivative thereof.

US 5,501,727 (Wang et al.) relates to a curable dental composition comprising an ethylenically unsaturated moiety, an oxidizing agent and a metal complexed ascorbic acid. The incorporation of metal complexed ascorbic acid provides a curable composition that exhibits improved color stability.

US 5,338,773 (Lu et al.) describes a dental cement composition useful as dental luting cement, liner, base and restorative. The cement is said to have superior adhesion to tooth without separately acid etching dentin or enamel. The cement can be provided as a powder/liquid composition, wherein the powder contains a strontium aluminofluorosilicate glass powder, benzoyl peroxide, ascorbyl palmitate and copper acetyl acetate.

J. M. Antonucci et al describes new initiator systems for dental resins. The initiator systems suggested contain peresters and hydroperoxides as oxidants, natural reducing agents such as ascorbic acid as accelerators in combination with redox metal systems (Journal of Dental Research, Vol. 58, No. 9, Sept. 1979, pages 1887-1899).

5 US 2011/0245368 A1 (Yarimizu et al.) describes a paste type polymerizable composition comprising a peroxide, an ascorbic acid compound, (meth)acrylate having an acid group, (meth)acrylate not having an acid group, a filler not reacting to acid and water. The composition is said to be storage stable.

10 US 2008/0207841 A1 (Koers et al.) describes an accelerator solution suitable for forming a redox system with peroxides and having high storage stability. The solution consists essentially of a reducing agent selected from ascorbic acid and sodium formaldehyde sulfoxylate, a metal salt selected from transition metal salts, lithium salts and magnesium salts, and an organic oxygen-containing solvent.

Summary of the Invention

15 It would be desirable to have a storage stable initiator system which also works under acidic conditions.

It would also be desirable to have a two-component, preferably dual-curable composition showing good adhesion not only to enamel but also dentin combined with good mechanical and, if possible, aesthetic properties.

20 In particular, it would be desirable to have a two-component composition showing good adhesion to enamel and dentin surfaces combined with good mechanical properties in the self-cure mode.

This objective can be solved by an initiator system and a kit of parts as described in the present text.

25 According to one embodiment, the invention relates to a kit of parts as described in the present text comprising a Part A and a Part B,

Part A comprising:

component(s) comprising an ascorbic acid moiety thereof,
stabilizer selected from sulphite(s), phosphite(s) or mixtures thereof,
30 optionally polymerizable component(s) without acidic moieties,

optionally polymerizable component(s) with acidic moieties,
optionally filler(s),
optionally additive(s),

Part B comprising:

- 5 polymerizable component(s) without acidic moieties,
polymerizable component(s) with acidic moieties,
transition metal component(s),
organic peroxide(s),
optionally filler(s),
10 optionally additive(s).

each of the components being as described in the present text.

- A further embodiment of the invention is directed to composition for dental or orthodontic use as obtainable or obtained by mixing the compositions of Part A and Part B of the kit of parts described the present text and curing the resulting mixture, the composition
15 being a self-etching, self-adhesive, and self-curing composition.

A further embodiment of the invention is directed to component(s) comprising an ascorbic acid moiety, transition metal component(s), peroxide(s), stabilizer(s) selected from sulphite(s), phosphite(s) and mixtures thereof.

- A further embodiment of the invention is directed to the use of an initiator system as
20 described in the present text, in particular an initiator system comprising ascorbic acid or derivative(s) thereof, transition metal component(s), organic peroxide(s) and stabilizer(s) as described in the present text for curing a dental composition comprising polymerizable component(s) with acidic moieties.

- A further embodiment of the invention is directed to a method of using the kit of
25 parts described in the present text or the composition obtained by mixing the compositions contained in Part A and Part B of the kit of parts described in the present text, the method comprising the steps of applying the composition to a surface and curing the composition by a self-cure mechanism or optionally by applying radiation.

- Other embodiments, features and advantages of the present invention will be
30 apparent from the following detailed description, drawings, and claims.

Unless defined differently, for this description the following terms shall have the given meaning:

“One component” means that all of the components mentioned are present in the composition during storage and use. That is, the composition to be applied or used is not prepared by mixing different parts of the composition before use. In contrast to one-component compositions, those compositions are often referred to as two-component compositions (e.g. being formulated as powder/liquid, liquid/liquid or paste/paste compositions).

“Two component” means that the kit of parts or system is provided in parts separated from each other before use. In contrast to a “two component system” a “one component system” is provided as one part only.

A “dental composition” or a “composition for dental use” or a “composition to be used in the dental field” is any composition which can be used in the dental field. In this respect the composition should be not detrimental to the patients’ health and thus be free of hazardous and toxic components being able to migrate out of the composition. Examples of dental compositions include permanent and temporary crown and bridge materials, artificial crowns, anterior or posterior filling materials, adhesives, mill blanks, lab materials, luting agents and orthodontic devices. Dental compositions are typically hardenable compositions, which can be hardened at ambient conditions, including a temperature range from 15 to 50°C or from 20 to 40°C within a time frame of 30 min or 20 min or 10 min. Higher temperatures are not recommended as they might cause pain to the patient and may be detrimental to the patient’s health. Dental compositions are typically provided to the practitioner in comparable small volumes, that is volumes in the range from 0.1 to 100 ml or from 0.5 to 50 ml or from 1 to 30 ml. Thus, the storage volume of useful packaging devices is within these ranges.

The term “compound” or “component” is a chemical substance which has a particular molecular identity or is made of a mixture of such substances, e.g., polymeric substances.

A “monomer” is any chemical substance which can be characterized by a chemical formula, bearing polymerizable groups (including (meth)acrylate groups) which can be polymerized to oligomers or polymers thereby increasing the molecular weight. The

molecular weight of monomers can usually simply be calculated based on the chemical formula given.

As used herein, "(meth)acryl" is a shorthand term referring to "acryl" and/or "methacryl". For example, a "(meth) acryloxy" group is a shorthand term referring to either
5 an acryloxy group (i. e., $\text{CH}_2=\text{CH}-\text{C}(\text{O})-\text{O}-$) and/or a methacryloxy group (i. e., $\text{CH}_2=\text{C}(\text{CH}_3)-\text{C}(\text{O})-\text{O}-$). Similarly, (meth)acrylate is a shorthand term referring to "acrylate" and/or "methacrylate."

A "hardenable component or material" or "polymerizable component" is any component which can be cured or solidified e.g. by heating to cause polymerization,
10 chemical crosslinking, radiation-induced polymerization or crosslinking by using a redox initiator. A hardenable component may contain only one, two, three or more polymerizable groups. Typical examples of polymerizable groups include unsaturated carbon groups, such as a vinyl group being present i.a. in a (meth)acrylate group.

An "ethylenically unsaturated acidic compound" is meant to include monomers,
15 oligomers, and polymers having ethylenic unsaturation and acid and/or acid-precursor functionality. Acidic precursor functionalities include, e.g. anhydrides, acid halides and pyrophosphates. The acidic group preferably comprises one or more carboxylic acid residues, such as $-\text{COOH}$ or $-\text{CO}-\text{O}-\text{CO}-$, phosphoric acid residues, such as $-\text{O}-\text{P}(\text{O})(\text{OH})\text{OH}$, phosphonic acid residues such as $\text{C}-\text{P}(\text{O})(\text{OH})\text{OH}$, sulfonic acid residues,
20 such as $-\text{SO}_3\text{H}$ or sulfinic acid residues such as $-\text{SO}_2\text{H}$.

A "filler" contains all fillers being present in the hardenable composition. Only one type of filler or a mixture of different fillers can be used.

By "paste" is meant a soft, viscous mass of solids (i.e. particles) dispersed in a liquid.

A "particle" means a substance being a solid having a shape which can be
25 geometrically determined. The shape can be regular or irregular. Particles can typically be analysed with respect to e.g. grain size and grain size distribution.

A "powder" is characterized by containing only solid components in particle form.

A "non-surface treated filler" is a filler having a surface which has not been exposed to reactive substances resulting in a modification of the surface of the filler to make the filler
30 more compatible or reactive with other components of the composition.

An "adhesive" or "dental adhesive" refers to a composition used as a pre-treatment on a dental structure (e. g., a tooth) to adhere a "dental material" (e. g., "restorative" an orthodontic appliance (e. g., bracket), or an "orthodontic adhesive") to a dental surface. An "orthodontic adhesive" refers to a composition used to adhere an orthodontic appliance to a dental (e. g., tooth) surface. Generally, the dental surface is pre-treated, e. g., by etching, priming, and/or applying an adhesive to enhance the adhesion of the "orthodontic adhesive" to the dental surface.

A "dental surface" or "tooth surface" refers to the surface of tooth structures (e. g., enamel, dentin, and cementum) and bone.

10 A "self-etching" composition refers to a composition which bonds to a dental surface without pre-treating the dental surface with an etchant. Preferably, a self-etching composition can also function as a self-primer wherein no separate etchant or primer is used.

A "self-adhesive" composition refers to a composition that is capable of bonding to a dental surface without pre-treating the dental surface with a primer or bonding agent. Preferably, a self-adhesive composition is also a self-etching composition wherein no separate etchant is used.

A "self-curing composition" means a composition which cures by a redox-reaction without application of radiation.

20 An "untreated" dental surface refers to a tooth or bone surface that has not been treated with an etchant, primer, or bonding agent prior to application of a self-etching adhesive or a self-adhesive composition.

An "unetched" dental surface refers to a tooth or bone surface that has not been treated with an etchant prior to application of a self-etching adhesive or a self-adhesive composition of the present invention.

25 An "etchant" refers to an acidic composition that is capable of fully or partially solubilizing (i. e., etching) a dental surface. The etching effect can be visible to the naked human eye and/or instrumentally detectable (e. g., by light microscopy). Typically, an etchant is applied to the dental structure surface for a period of 10 to 30 seconds.

A composition can be classified as "storage stable", if it remains stable over a considerable long period of time (at least about 4 weeks to more than about 12 months under

ambient conditions). A storage stable composition does typically not show decomposition of the components contained therein or premature polymerization over time. Moreover, physical and material properties of the composition (such as curing behaviour, mechanical properties and adhesion performance shall not diminish more than desired during storage.

5 Ideally, the setting time (Tf) of a composition having been stored at 50°C for 4 weeks should not be prolonged by more than 80% or more than 70% or more than 60% or more than 50% or more than 40% compared to the setting time (Tf) of a freshly prepared composition. If desired, the setting time can be determined as described in the example section.

10 A “nano-sized filler” is a filler, the individual particles thereof have a size in the region of nanometers, e.g. an average particle diameter of less than about 200 nm. Useful examples are given in US 6,899,948 and US 6,572,693, the content of which especially with regard to nano-sized silica particles is herein incorporated by reference.

 An “initiator system” shall include those components of the dental composition
15 being able to start or initiate the curing process of the hardenable components, also described herein as “curing the hardenable components.”

 “Curing,” “hardening,” and “setting reaction” are used interchangeably and refer to a reaction wherein physical properties such as viscosity and hardness of a composition change (e.g., increase) over time due to a chemical reaction between the individual
20 components.

 A composition is characterized as “dual-curing” if it contains one or more initiator systems allowing the composition to be cured either by radiation or without radiation by a redox reaction, i.e. by a self-cure mechanism.

 “Radiation curable” shall mean that the component (or composition, as the case may
25 be) can be cured by applying radiation, preferably electromagnetic radiation with a wavelength in the visible light spectrum under ambient conditions and within a reasonable time frame (e.g. within about 60, 30 or 10 seconds).

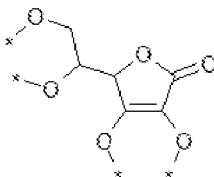
 A “derivative” or “structural analogue” is a chemical compound showing a chemical structure closely related to the corresponding reference compound and containing all
30 featured structural elements of the corresponding reference compound but having small

modifications like bearing additional chemical groups like e.g. alkyl moieties, Br, Cl, or F or not bearing chemical groups like e.g. alkyl moieties in comparison to the corresponding reference compound. That is, a derivative is a structural analogue of the reference compound. A derivative of a chemical compound is a compound comprising the chemical
5 structure of said chemical compound. Another example of a derivative is a salt formed by a chemical compound e.g. in an acid-base reaction.

The following examples might illustrate this: tetramethyl bis-phenol A bearing four additional methyl groups with respect to the reference compound bis-phenol A, and bis-phenol F not bearing two additional methyl groups with respect to the reference compound
10 bis-phenol A are derivatives of bis-phenol A within the meaning of this definition.

Component(s) comprising a certain chemical moiety can often be classified as derivatives or structural analogues of that chemical moiety.

A component comprising an “ascorbic acid moiety” is a component comprising the following structural element:



15 wherein the symbol “ * “ indicates a connection to another chemical moiety or atom.

The term “visible light” is used to refer to light having a wavelength of 400 to 800 nanometers (nm).

“Ambient conditions” mean the conditions which the inventive composition is
20 usually subjected to during storage and handling. Ambient conditions may, for example, be a pressure of 900 to 1100 mbar, a temperature of -10 to 60 °C and a relative humidity of 10 to 100 %. In the laboratory ambient conditions are adjusted to 23 °C and 1013 mbar. In the dental and orthodontic field ambient conditions are reasonably understood as a pressure of 950 to 1050 mbar, temperature of 15 to 40 °C and relative humidity of 20 to 80%.

25 A composition is “essentially or substantially free of” a certain component within the meaning of the invention, if the composition does not contain said component as an essential feature. Thus, said component is not wilfully added to the composition either as

such or in combination with other components or ingredient of other components. A composition being essentially free of a certain component usually contains the component in an amount of less than about 1 wt.-% or less than about 0.1 wt.-% or less than about 0.01 wt.-% with respect to the whole composition. Ideally, the composition or solution does not
5 contain the said component at all. However, sometimes the presence of a small amount of the said component is not avoidable e.g. due to impurities.

“Comprise” includes the terms “contain”, “essentially consists of” and “consists of”. As used herein, "a", "an", "the", "at least one" and "one or more" are used interchangeably. The terms "comprises" or “contains” and variations thereof do not have a limiting meaning
10 where these terms appear in the description and claims. Also herein, the recitations of numerical ranges by endpoints include all numbers subsumed within that range (e.g., 1 to 5 includes 1, 1.5, 2, 2.75, 3, 3.80, 4, 5, etc.).

Adding an “(s)” to a term means that the term should include the singular and plural form. E.g. the term “additive(s)” means one additive and more additives (e.g. 2, 3, 4, etc.).
15 Unless otherwise indicated, all numbers expressing quantities of ingredients, measurement of physical properties such as described below and so forth used in the specification and claims are to be understood as being modified in all instances by the term "about."

Detailed Description

Redox initiators described in the prior art are typically systems based on peroxide-amine, peroxide/hydroperoxide-thiourea, persulfate-ascorbic acid and barbituric acid-
20 peroxide-copper-chloride (so called Bredereck system).

Most of these systems, however, do not work efficiently under acidic conditions and may lead to insufficient cure and therefore cannot be used for the formulation of self-adhesive compositions or self-curing adhesives.

25 In addition, redox initiator systems often do not generate mechanical properties comparable to photoinitiated systems. These drawbacks are avoided with systems and compositions described in the present text. These materials cure efficiently even under acidic conditions, thus allowing the formulation of self-adhesive compositions with improved adhesion to dentin and enamel and mechanical properties comparable to those
30 which can be obtained when using a photoinitiator or photoinitiator system.

In contrast to the redox initiator systems of the state of the art, the redox initiator system described in the present text allows the hardening of unsaturated components such as e.g. (meth)acrylate(s) by free radical polymerization under acidic conditions. It provides an efficient cure as indicated by good mechanical properties (e.g. flexural strength), but also promotes adhesion to enamel and dentin. Therefore this initiator system is quite useful for the development of self-curing, self-adhesive composites including self-adhesive and self-curing filling and luting materials.

Thus, the composition and kit of parts described in the present text is suitable to solve at least one of the above mentioned objectives, e.g. providing a two-component, self-etching, self-adhesive, optionally dual curing dental composition with good adhesive properties especially with respect to dentin surfaces.

The composition and kit of parts described in the present text is also suitable to bond to high strength ceramics such as zirconia or alumina, glass ceramics, composite materials and precious (e.g. Au) and non-precious metals (e.g. Ti) and the respective alloys.

It was found that the composition and kit of parts described in the present text is able to bond to the surfaces of these materials even without a chemical pre-treatment step (such as treatment with silanes, zirconia and/or metal primers).

However, if desired a chemical pre-treatment step can be applied if an even higher bond strength is required.

Ascorbic acid and a lot of its structural analogous are known to be prone to degradation or discoloration over time. Thus, in order to ensure that even at the end of the shelf-life a sufficient amount of “active” ascorbic acid is present, the ascorbic acid is often used in excess. This, however, is often not desired and may influence the overall aesthetics of the cured composition.

It was also found that by using the stabilizer(s) described in the present text, the amount (with respect to mol) of the component comprising the ascorbic acid moiety can be kept low without affecting the overall performance of the system to a degree which is not desired.

The invention described in the present text allows the formulation of a storage stable kit of parts, that is, the compositions contained in the respective parts remain “active” even,

if stored at elevated temperatures (e.g. at about 50 °C) for a couple of weeks. The composition obtained when combining the respective parts still hardens within the desired time frame and the hardened composition still shows the desired physical properties (e.g. mechanical properties, adhesion performance, aesthetics).

5 The compositions contained in Part A or Part B of the kit of parts described in the present text can be either in paste or liquid form. Thus, the kit of parts can be provided as a paste/paste, paste/liquid or liquid/liquid formulation.

 The composition contained in Part A can typically be characterized by at least one, more or all of the following features:

- 10 being a paste or liquid;
 pH value upon contact with water 3 to 10 or 6 to 8;
 storage stable for at least 3 weeks at 50°C.

 It was found that the storage stability can be further improved, if Part A containing the component with the ascorbic acid moiety and the stabilizer has a pH value close to
15 neutral.

 The composition contained in Part B can typically be characterized by at least one, more or all of the following features:

- being a paste or liquid
- pH value upon contact with wet pH sensitive paper: below 6 or below 4 or below 2.

20 Besides sufficient storage stability, the composition obtained by mixing the compositions contained in Part A and Part B of the kit of parts described in the present text is self-etching and/or self-adhesive. That is, the composition adheres to dental surfaces without a pre-treatment using e.g. an etchant and/or a bonding system.

 Besides the feature of self-adhesiveness the composition typically has also overall
25 good mechanical properties.

 The composition obtained by mixing the compositions contained in Part A and Part B of the kit of parts described in the present text can typically be characterized by at least one or more or all of the following features before hardening:

- 30 pH value if brought in contact with wet pH sensitive paper: below 7 immediately after
 mixing,

viscosity: from 0.01 to 1,000 Pa*s measured at 23°C.

The composition obtained by mixing the compositions contained in Part A and Part B of the kit of parts described in the present text can typically be characterized by at least one or more or all of the following features after curing:

5 Flexural strength determined according to ISO 4049:2009 at least 50 MPa or at least 70 MPa or at least 90 MPa;

Adhesion to dentin determined according to shear bond strength test (see experimental part): at least 5 MPa or at least 7 MPa or at least 9 MPa;

10 Adhesion to enamel determined according to shear bond strength test(see experimental part): at least 5 MPa or at least 7 MPa or at least 9 MPa.

Depending on the intended use, the viscosity of the composition is typically adjusted.

If the composition is used as dental fissure sealant or dental flowable composite, suitable viscosities include e.g. from 1 to 150 Pa*s or from 10 to 120 Pa*s (23°C; shear rate: 100 1/s).

15 If desired, the viscosity can be determined as described in the Example section.

The composition can be cured in an acceptable time frame by the redox initiator system contained therein, e.g., within less than 300 seconds (s) or less than 180 s or less than 120 s at a temperature of 37 °C.

20 The pH value of the individual pastes or of the mixed composition can be determined by using wet pH sensitive paper.

The composition described in the present text is typically provided as a kit of parts containing a Part A and a Part B. Besides those parts typically an instruction of use is included containing hints how to use the kit of parts and apply the composition obtained by combining the compositions contained in the individual parts.

25 The composition obtained by combining Part A and Part B contained in the individual parts comprises:

component(s) comprising an ascorbic acid moiety,

stabilizer(s),

organic peroxide(s),

30 transition metal component(s),

polymerizable component(s) without acidic moieties,
polymerizable component(s) with acidic moieties,
optionally filler(s),
optionally a photoinitiator, and

5 optionally additive(s),

wherein the respective components are as described in the present text.

Part A of the kit of parts described in the present text contains component(s) comprising an ascorbic acid moiety such as salts and esters of ascorbic acid, ethers, ketals, or acetals.

10 Suitable salts include the alkali metal and earth alkali metal salts like Na, K, Ca and mixtures thereof.

Esters of ascorbic acid include those which are formed by reacting one or more of the hydroxyl functions of ascorbic acid with a carboxylic acid, in particular the C₂ to C₃₀ carboxylic acid.

15 Suitable examples of C₂ to C₃₀ carboxylic acids include the fatty acids, like caprylic acid, capric acid, lauric acid, myristic acid, palmitic acid, stearic acid, arachidic acid, behenic acid, lignoceric acid, cerotic acid, myristoleic acid, palmitoleic acid, sapienic acid, oleic acid, elaidic acid, vaccenic acid, linoleic acid, linoelaidic acid, α -linolenic acid, arachidonic acid, eicosapentaenoic acid, erucic acid and docosahexaenoic acid.

20 In particular preferred are those ascorbic acid moiety containing components, which can be easily dissolved in or mixed with the remaining resin matrix comprising polymerizable components without acidic moieties.

That is, using an ascorbic acid moiety containing component having in addition a hydrophobic moiety can be preferred. Suitable hydrophobic moieties include saturated and
25 unsaturated aliphatic residues (e.g. C₂ to C₃₀ or C₁₂ to C₃₀). Those ascorbic acid derivatives may also function as surface-active substances (substances having a so-called “head / tail structure”).

Particularly preferred are ascorbyl palmitate, ascorbyl stearate, mixtures and salts thereof.

The component comprising an ascorbic acid moiety is typically present in the following amounts with respect to the weight of the whole composition:

- Lower limit: at least 0.01 wt.-% or at least 0.05 wt.-% or at least 0.1 wt.-%;
- Upper limit: utmost 5 wt.-% or utmost 3 wt.-% or utmost 1 wt.-%;
- 5 - Range: from 0.01 wt.-% to 5 wt.-% or from 0.05 wt.-% to 3 wt.-% or from 0.1 wt.-% to 1 wt.-%.

If the amount of the component comprising the ascorbic acid moiety is too high, the setting time of the composition may be too fast.

If the amount of the component comprising the ascorbic acid moiety is too low, the
10 setting time of the composition may be too slow.

The kit of parts described in the present text containing an initiator system comprises one or more stabilizer(s). Generally, all stabilizer(s) can be used which are suitable to solve one or more of the above identified objectives

If the stabilizer is to be used in a dental or orthodontic formulation, the stabilizer
15 should be acceptable from a toxicological point of view.

The stabilizer(s) are contained in that part of the kit of parts containing the component comprising the ascorbic acid moiety.

In particular, stabilizer(s) selected from sulphite(s), phosphite(s) and mixtures thereof were found to be useful.

20 Preferred are sometimes organic stabilizer(s), that is, stabilizer(s) which are not salts. Without wishing to be bound to a particular theory it is believed that the solubility of the stabilizer in the composition and/or the pKs value of the stabilizer needs to be considered.

Using a stabilizer having a high solubility is sometimes preferred. Using less acidic stabilizers is sometimes preferred, as well.

25 It was found that the stabilizing effect of organic sulphite or organic phosphite stabilizers is sometimes better than those of inorganic sulphite or inorganic phosphite stabilizers.

According to one embodiment, the stabilizer(s) can be characterized by at least one or more of the following features:

- 30 - molecular weight: from 80 to 600 or from 120 to 350 g/mol;

- being a liquid at 23°C.

The stabilizer(s) is typically present in the following amount:

- Lower amount: at least 0.01 or at least 0.05 or at least 0.1 wt.-%;
 - Upper amount: up to 5 or up to 3 or up to 1 wt.-%;
 - 5 - Range: from 0.01 to 5 wt.-% or from 0.05 to 3 wt.-% or from 0.1 to 1 wt.-%;
- wt.-% with respect to the weight of the whole composition

According to one embodiment, the ratio of the component(s) comprising the ascorbic acid moiety to the stabilizer(s) in Part A of the kit of parts is typically in a range of 1 : 5 to 5 : 1 or 1 : 2 to 2 : 1 with respect to mol.

- 10 According to one embodiment, the stabilizer(s) is used in excess over the component(s) comprising the ascorbic acid moiety with respect to mol.

Using an excess of stabilizer can sometimes be beneficial to stabilize the system against oxygen which may migrate through the packaging system during storage of the kit of parts.

- 15 Examples of inorganic sulphite(s) include lithium sulphite, sodium sulphite, potassium sulphite, calcium sulphite, sodium bisulphite and mixtures thereof.

Examples of organic sulphite(s) include di-alkyl or aryl (e.g. C1 to C12) sulphites (e.g. diethyl sulphite, di-n-propyl sulphite, di-isopropyl sulphite, glycol sulphite, 1,3-propylen sulphite), dialkylsulphite and mixtures thereof.

- 20 Mixtures of organic and inorganic sulphites can also be used, if desired.

Examples of inorganic phosphite(s) include calcium hypophosphite, sodium phosphite and mixtures thereof.

- 25 Examples of organic phosphite(s) include di-alkyl or aryl (e.g. C1 to C40) phosphites, (e.g. di-ethylphosphite, di-butylphosphite, di-iso-propylphosphite, di-n-propylphosphite, tri-phenylphosphite, tri-allylphosphite) and mixtures thereof.

Mixtures of organic and inorganic phosphites can also be used, if desired.

Mixtures of organic and inorganic phosphites and/or sulphites can also be used, if desired.

According to one embodiment, using stabilizers selected from organic sulphites, organic phosphites and mixtures thereof is preferred.

Part B of the kit of parts described in the present text contains one or more transition metal components.

5 Suitable transition metal component(s) include organic and/or inorganic salt(s) selected from titanium, vanadium, chromium, manganese, iron, cobalt, nickel, copper and/or zinc, with copper and iron being sometimes preferred.

10 Useful salts include acetate(s), chloride(s), sulphate(s), benzoate(s), acetylacetonate(s), naphthenate(s), carboxylate(s), bis(1-phenylpentan-1,3-dione) complexes, salicylate(s), complexes with ethylenediaminetetraacetic acid of either of the transition metals and mixtures thereof.

According to one embodiment, the transition metal component is in an oxidation stage, which allows the component to be reduced. Useful oxidation stages include +2, +3, +4, +5, +6 and +7, as applicable.

15 Copper component(s) are sometimes preferred. The oxidation stage of copper in the copper component(s) is preferably +1 or +2.

20 Typical examples of copper component(s) which can be used include salts and complexes of copper including copper acetate, copper chloride, copper benzoate, copper acetylacetonate, copper naphthenate, copper carboxylates, copper bis(1-phenylpentan-1,3-dione) complex (copper procetonate), copper salicylate, complexes of copper with thiourea, ethylenediaminetetraacetic acid and/or mixtures thereof. The copper compounds can be used in hydrated form or free of water. Especially preferred is copper acetate.

25 The amount of transition metal component which can be used is not particularly limited. The transition metal salt should be used in an amount sufficient to achieve the intended purpose.

The transition metal component(s) is typically present in the following amounts:

- Lower limit: at least 0.00001 wt.-% or at least 0.0001 wt.-% or at least 0.001 wt.-%;
 - Upper limit: utmost 3 wt.-% or utmost 2 wt.-% or utmost 1.5 wt.-%;
 - Range: from 0.00001 wt.-% to 3 wt.-% or from 0.0001 wt.-% to 2 wt.-% or from 0.001
- 30 wt.-% to 1.5 wt.-%

wt.-% with respect to the weight of the whole composition obtained by combining the compositions contained in Part A and Part B of the kit of parts. If the amount of transition metal component used is too high, the setting time of the composition may be too fast.

If the amount of transition metal component used is too low, the setting time of the composition may be too slow and adhesion may be reduced-

Generally all organic peroxide(s) can be used, if suitable to achieve the desired result.

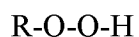
In contrast to inorganic peroxides, organic peroxide(s) do not comprise metals or metal ions. Thus, organic peroxides typically only comprise C, O, H and optionally halogens (e.g. F, Cl, Br). Organic peroxides which can be used include di-peroxide(s) and hydroperoxides.

According to one embodiment, the organic peroxide is used in excess with respect to the weight of the component comprising the ascorbic acid moiety.

According to one embodiment, the organic peroxide is a di-peroxide, preferably a di-peroxide comprising the moiety $R_1-O-O-R_2-O-O-R_3$, with R_1 and R_3 being independently selected from H, alkyl (e.g. C_1 to C_6), branched alkyl (e.g. C_1 to C_6), cycloalkyl (e.g. C_5 to C_{10}), alkylaryl (e.g. C_7 to C_{12}) or aryl (e.g. C_6 to C_{10}) and R_2 being selected from alkyl (e.g. C_1 to C_6) or branched alkyl (e.g. C_1 to C_6).

Examples of suitable organic diperoxides include 2,2-Di-(tert.-butylperoxy)-butane and 2,5-Dimethyl-2,5-di-(tert-butylperoxy)-hexane and mixtures thereof.

According to another embodiment, the organic peroxide is a hydroperoxide, in particular a hydroperoxide comprising the structural moiety



with R being (e.g. C_1 to C_{20}) alkyl, (e.g. C_3 to C_{20}) branched alkyl, (e.g. C_6 to C_{12}) cycloalkyl, (e.g. C_7 to C_{20}) alkylaryl or (e.g. C_6 to C_{12}) aryl.

Examples of suitable organic hydroperoxides include t-butyl hydroperoxide, t-amyl hydroperoxide, p-diisopropylbenzene hydroperoxide, cumene hydroperoxide, pinane hydroperoxide, p-methane hydroperoxide and 1,1,3,3-tetramethylbutyl hydroperoxide and mixtures thereof.

Other peroxides which are often described in the literature are ketone peroxide(s), diacyl peroxide(s), dialkyl peroxide(s), peroxyketal(s), peroxyester(s) and peroxydicarbonate(s).

Examples of ketone peroxides include methyl ethyl ketone peroxide, methyl isobutyl ketone peroxide, methyl cyclohexanone peroxide, and cyclohexanone peroxide.

Examples of peroxyesters include alpha-cumylperoxyneodecanoate, t-butyl peroxyphthalate, t-butyl peroxyneodecanoate, 2,2,4-trimethylpentylperoxy-2-ethyl hexanoate, t-amylperoxy-2-ethyl hexanoate, t-butylperoxy-2-ethyl hexanoate, di-t-butylperoxy isophthalate, di-t-butylperoxy hexahydroterephthalate, t-butylperoxy-3,3,5-trimethylhexanoate, t-butylperoxy acetate, t-butylperoxy benzoate and t-butylperoxymaleic acid.

Examples of peroxidicarbonates include di-3-methoxy peroxidicarbonate, di-2-ethylhexyl peroxydicarbonate, bis(4-t-butylcyclohexyl)peroxidicarbonate, diisopropyl-1-peroxydicarbonate, di-n-propyl peroxidicarbonate, di-2-ethoxyethyl-peroxidicarbonate, and diallyl peroxidicarbonate.

Examples of diacyl peroxides include acetyl peroxide, benzoyl peroxide, decanoyl peroxide, 3,3,5-trimethylhexanoyl peroxide, 2,4-dichlorobenzoyl peroxide and lauroylperoxide.

Examples of dialkyl peroxides include di-t-butyl peroxide, dicumylperoxide, t-butylcumyl peroxide, 2,5-dimethyl-2,5-di(t-butylperoxy)hexane, 1,3-bis(t-butylperoxyisopropyl)benzene and 2,5-dimethyl-2,5-di(t-butylperoxy)-3-hexane.

Examples of peroxyketals include 1,1-bis(t-butylperoxy)-3,3,5-trimethylcyclohexane, 1,1-bis(t-butylperoxy)cyclohexane, 2,2-bis(t-butylperoxy)butane, 2,2-bis(t-butylperoxy)octane and 4,4-bis(t-butylperoxy)valeric acid-n-butylester.

The organic peroxide(s) is typically present in the following amounts:

- Lower limit: at least 0.01 wt.-% or at least 0.05 wt.-% or at least 0.1 wt.-%;
- Upper limit: utmost 5 wt.-% or utmost 4 wt.-% or utmost 3 wt.-%;
- Range: from 0.01 wt.-% to 5 wt.-% or from 0.05 wt.-% to 4 wt.-% or from 0.1 wt.-% to 3 wt.-%;

wt.-% with respect to the weight of the whole composition.

If the amount of the organic peroxide(s) is too high, the setting time of the composition may be too fast.

If the amount of the organic peroxide(s) is too low, the setting time of the composition may be too slow.

5 Besides the described redox-initiator system comprising component(s) comprising an ascorbic acid moiety, stabilizer(s), transition metal component(s) and organic peroxide(s), the kit of parts described in the present text may also comprise in addition a photoinitiator or photoinitiator system.

10 The nature of the optional photoinitiator is not particularly limited unless the intended purpose is not negatively affected.

15 By incorporating a photoinitiator a composition is obtained which can be characterized as “dual curing”, that is, it contains a redox-initiator system which is suitable to harden the composition without radiation (“dark-curing or self-curing”) and a photoinitiator system which is suitable to harden the composition upon the application of radiation (“lightcuring”).

Suitable photoinitiators for free radical polymerization are generally known to the person skilled in the art dealing with dental materials. Typical photoinitiators comprise a combination of a sensitizing agent and a reducing agent, which is often referred to as photoinitiator system.

20 As the sensitizing agent, those which can polymerize the polymerizable monomer(s) by the action of a visible light having a wavelength of from 390 nm to 830 nm are preferred.

Suitable sensitizing agents often contain an alpha di-keto moiety.

25 Examples thereof include camphorquinone, benzil, diacetyl, benzyl dimethyl ketal, benzyl diethyl ketal, benzyl di(2-methoxyethyl) ketal, 4,4',-dimethylbenzyl dimethyl ketal, anthraquinone, 1-chloroanthraquinone, 2-chloroanthraquinone, 1,2-benzanthraquinone, 1-hydroxyanthraquinone, 1-methylanthraquinone, 2-ethylanthraquinone, 1-bromoanthraquinone, thioxanthone, 2-isopropyl thioxanthone, 2-nitrothioxanthone, 2-methyl thioxanthone, 2,4-dimethyl thioxanthone, 2,4-diethyl thioxanthone, 2,4-diisopropyl thioxanthone, 2-chloro-7-trifluoromethyl thioxanthone, thioxanthone-10,10-dioxide, thioxanthone-10-oxide, benzoin methyl ether, benzoin ethyl ether, isopropyl ether, benzoin

30

isobutyl ether, benzophenone, bis(4-dimethylaminophenyl)ketone, 4,4'-bisdiethylamino-benzophenone.

As the reducing agent, tertiary amines and the like are generally used. Suitable examples of the tertiary amines include N,N-dimethyl-p-toluidine, N,N-dimethyl-
5 aminoethyl methacrylate, triethanolamine, methyl 4-dimethylaminobenzoate, ethyl 4-dimethylaminobenzoate, methyldiphenylamine and isoamyl 4-dimethylaminobenzoate. As other reducing agents, sodium sulfinate derivatives and organometallic compounds can also be used. These compounds may be used singly or in admixture.

Moreover, ternary photopolymerization initiating systems consisting of a sensitizer,
10 an electron donor and an onium salt as described in US 6,187,833, US 6,025,406, US 6,043,295, US 5,998,495, US 6,084,004, US 5,545,676 and WO 2009151957 and US patent application Serial No. 10/050218 can be used and are included herein by reference.

In the ternary photoinitiator system, the first component is an iodonium salt, i.e., a diaryliodonium salt.

15 The iodonium salt is preferably soluble in the monomer and storage stable (i. e., does not spontaneously promote polymerization) when dissolved therein in the presence of the sensitizer and donor. Accordingly, selection of a particular iodonium salt may depend to some extent upon the particular monomer, polymer or oligomer, sensitizer and donor chosen. Suitable iodonium salts are described in US 3,729,313, US 3,741,769, US
20 3,808,006, US 4,250,053 and US 4,394,403, the iodonium salt disclosures of which are incorporated herein by reference. The iodonium salt can be a simple salt (e.g., containing an anion such as Cl⁻, Br⁻, I⁻ or C₄H₅ SO₃⁻) or a metal complex salt (e.g., containing SbF₆⁻ or AsF₆⁻). Mixtures of iodonium salts can be used if desired. Preferred iodonium salts include diphenyliodonium salts such as diphenyliodonium chloride, diphenyliodonium
25 hexafluorophosphate and diphenyliodonium tetrafluoroborate.

The second component in a ternary photoinitiator system is a sensitizer. The sensitizer desirably is soluble in the monomer, and is capable of light absorption somewhere within the range of wavelengths of greater than 400 to 1200 nanometers, more preferably greater than 400 to 700 nanometers and most preferably greater than 400 to 600 nanometers.
30 The sensitizer may also be capable of sensitizing 2-methyl-4,6-bis(trichloromethyl)-s-triazine, using the test procedure described in US 3,729,313, which is incorporated herein

by reference. Preferably, in addition to passing this test, a sensitizer is also selected based in part upon shelf life stability considerations. Accordingly, selection of a particular sensitizer may depend to some extent upon the particular monomer, oligomer or polymer, iodonium salt and donor chosen.

5 Suitable sensitizers can include compounds in the following categories: ketones, coumarin dyes (e.g., ketocoumarins), xanthene dyes, acridine dyes, thiazole dyes, thiazine dyes, oxazine dyes, azine dyes, aminoketone dyes, porphyrins, aromatic polycyclic hydrocarbons, p-substituted aminostyryl ketone compounds, aminotriaryl methanes, merocyanines, squarylium dyes and pyridinium dyes. Ketones (e.g., monoketones or alpha-
10 diketones), ketocoumarins, aminoarylketones and p-substituted aminostyryl ketone compounds are preferred sensitizers. For applications requiring deep cure (e.g., cure of highly-filled composites), it is preferred to employ sensitizers having an extinction coefficient below about 1000, more preferably below about 100, at the desired wavelength of irradiation for photopolymerization. Alternatively, dyes that exhibit reduction in light
15 absorption at the excitation wavelength upon irradiation can be used.

 For example, a preferred class of ketone sensitizers has the formula: $\text{ACO}(\text{X})_b \text{B}$, where X is CO or $\text{CR}^5 \text{R}^6$, where R^5 and R^6 can be the same or different, and can be hydrogen, alkyl, alkaryl or aralkyl, b is zero or one, and A and B different and can be substituted (having one or more non-interfering substituents) can be the same or
20 unsubstituted aryl, alkyl, alkaryl, or aralkyl groups, or together A and B can form a cyclic structure which can be a substituted or unsubstituted cycloaliphatic, aromatic, heteroaromatic or fused aromatic ring.

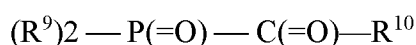
 Suitable ketones of the above formula include monoketones ($b=0$) such as 2,2-, 4,4- or 2,4-dihydroxybenzophenone, di-2-pyridyl ketone, di-2-furanyl ketone, di-2-thiophenyl
25 ketone, benzoin, fluorenone, chalcone, Michler's ketone, 2-fluoro-9-fluorenone, 2-chlorothioxanthone, acetophenone, benzophenone, 1- or 2-acetonaphthone, 9-acetylanthracene, 2-, 3- or 9-acetylphenanthrene, 4-acetylbiphenyl, propiophenone, n-butyrophenone, valerophenone, 2-, 3- or 4-acetylpyridine, 3-acetylcoumarin and the like. Suitable diketones include aralkyldiketones such as anthraquinone, phenanthrenequinone,
30 o-, m- and p-diacetylbenzene, 1,3-, 1,4-, 1,5-, 1,6-, 1,7- and 1,8-diacetylnaphthalene, 1,5-, 1,8- and 9,10-diacetylanthracene, and the like. Suitable alpha-diketones ($b=1$ and $\text{X}=\text{CO}$)

include 2,3-butanedione, 2,3-pentanedione, 2,3-hexanedione, 3,4-hexanedione, 2,3-heptanedione, 3,4-heptanedione, 2,3-octanedione, 4,5-octanedione, benzil, 2,2'- 3 3'- and 4,4'-dihydroxybenzil, furil, di-3,3'-indolyethanedione, 2,3-bornanedione (camphorquinone), biacetyl, 1,2-cyclohexanedione, 1,2-naphthaquinone and the like.

5 The third component of a ternary initiator system is a donor. Preferred donors include, for example, amines (including aminoaldehydes and aminosilanes), amides (including phosphoramides), ethers (including thioethers), ureas (including thioureas), ferrocene, sulfinic acids and their salts, salts of ferrocyanide, ascorbic acid and its salts, dithiocarbamic acid and its salts, salts of xanthates, salts of ethylene diamine tetraacetic acid
10 and salts of tetraphenylboronic acid. The donor can be unsubstituted or substituted with one or more non-interfering substituents. Particularly preferred donors contain an electron donor atom such as a nitrogen, oxygen, phosphorus, or sulfur atom, and an abstractable hydrogen atom bonded to a carbon or silicon atom alpha to the electron donor atom. A wide variety of donors is disclosed in US 5,545,676, which is incorporated herein by reference.

15 Alternatively, free-radical initiators useful in the invention include the class of acylphosphine oxides and bisacylphosphine oxides.

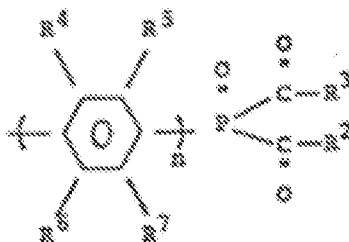
Suitable acylphosphine oxides can be described by the general formula:



wherein each R^9 individually can be a hydrocarbyl group such as alkyl, cycloalkyl, aryl, and
20 aralkyl, any of which can be substituted with a halo-, alkyl- or alkoxy-group, or the two R^9 groups can be joined to form a ring along with the phosphorous atom, and wherein R^{10} is a hydrocarbyl group, an S-, O-, or N-containing five- or six-membered heterocyclic group, or a $-Z-C(=O)-P(=O)-(R^9)_2$ group, wherein Z represents a divalent hydrocarbyl group such as alkylene or phenylene having from 2 to 6 carbon atoms.

25 Preferred acylphosphine oxides are those in which the R^9 and R^{10} groups are phenyl or lower alkyl- or lower alkoxy-substituted phenyl. By "lower alkyl" and "lower alkoxy" is meant such groups having from 1 to 4 carbon atoms. Examples can also be found e.g. in US 4,737,593.

Suitable bisacylphosphine oxides can be described by the general formula:



wherein n is 1 or 2, and R^4 , R^5 , R^6 and R^7 are H, C1-4 alkyl, C1-4 alkoxy, F, Cl or Br; R^2 and R^3 , which are the same or different, stand for a cyclohexyl, cyclopentyl, phenyl, naphthyl, or biphenyl radical, a cyclopentyl, cyclohexyl, phenyl, naphthyl, or biphenyl radical substituted by F, Cl, Br, I, C1-4 alkyl and/or C1-4 alkoxy, or an S or N-containing 5-membered or 6-membered heterocyclic ring; or R^2 and R^3 are joined to form a ring containing from 4 to 10 carbon atoms and being optionally substituted by 1 to 6 C1-4 alkyl radicals.

Further examples include: bis-(2,6-dichlorobenzoyl)phenylphosphine oxide, bis-(2,6-dichlorobenzoyl)-2,5-dimethylphenylphosphine oxide, bis-(2,6-dichlorobenzoyl)-4-ethoxyphenylphosphine oxide, bis-(2,6-dichlorobenzoyl)-4-biphenylphosphine oxide, bis-(2,6-dichlorobenzoyl)-4-propylphenylphosphine oxide, bis-(2,6-dichlorobenzoyl)-2-naphthylphosphine oxide, bis-(2,6-dichlorobenzoyl)-1-naphthylphosphine oxide, bis-(2,6-dichlorobenzoyl)-4-chlorophenylphosphine oxide, bis-(2,6-dichlorobenzoyl)-2,4-dimethoxyphenylphosphine oxide, bis-(2,6-dichlorobenzoyl)decylphosphine oxide, bis-(2,6-dichlorobenzoyl)-4-octylphenylphosphine oxide, bis-(2,6-dimethoxybenzoyl)-2,5-dimethylphenylphosphine oxide, bis-(2,6-dimethoxybenzoyl)phenylphosphine oxide, bis-(2,4,6-trimethylbenzoyl)-2,5-dimethylphenylphosphine oxide, bis-(2,6-dichloro-3,4,5-trimethoxybenzoyl)-2,5-dimethylphenylphosphine oxide, bis-(2,6-dichloro-3,4,5-trimethoxybenzoyl)-4-ethoxyphenylphosphine oxide, bis-(2-methyl-1-naphthoyl)-2,5-dimethylphenylphosphine oxide, bis-(2-methyl-1-naphthoyl)phenylphosphine oxide, bis-(2-methyl-1-naphthoyl)-4-biphenylphosphine oxide, bis-(2-methyl-1-naphthoyl)-4-ethoxyphenylphosphine oxide, bis-(2-methyl-1-naphthoyl)-2-naphthylphosphine oxide, bis-(2-methyl-1-naphthoyl)-4-propylphenylphosphine oxide, bis-(2-methyl-1-naphthoyl)-2,5-dimethylphosphine oxide, bis-(2-methoxy-1-naphthoyl)-4-ethoxyphenylphosphine oxide, bis-(2-methoxy-1-naphthoyl)-4-biphenylphosphine oxide, bis-(2-methoxy-1-

naphthoyl)-2-naphthylphosphine oxide and bis-(2-chloro-1-naphthoyl)-2,5-dimethylphenylphosphine oxide.

The acylphosphine oxide bis(2,4,6-trimethylbenzoyl)phenyl phosphine oxide (IRGACURE™ 819, Ciba Specialty Chemicals, Tarrytown, NY) is sometimes preferred.

- 5 Tertiary amine reducing agents may be used in combination with an acylphosphine oxide. Illustrative tertiary amines useful in the invention include ethyl 4-(N,N-dimethyl-amino)benzoate and N,N-dimethylaminoethyl methacrylate.

- Commercially-available phosphine oxide photoinitiators capable of free-radical initiation when irradiated at wavelengths of greater than 400 nm to 1200 nm include a 25:75
10 mixture, by weight, of bis(2,6-dimethoxybenzoyl)-2,4,4-trimethylpentyl phosphine oxide and 2-hydroxy-2-methyl-1-phenylpropan-1-one (IRGACURE™ 1700, Ciba Specialty Chemicals), 2-benzyl-2-(N,N-dimethylamino)-1-(4-morpholinophenyl)-1-butanone (IRGACURE™ 369, Ciba Specialty Chemicals), bis(η⁵-2,4-cyclopentadien-1-yl)-bis(2,6-difluoro-3-(1H-pyrrol-1-yl)phenyl) titanium (IRGACURE™ 784 DC, Ciba Specialty
15 Chemicals), a 1:1 mixture, by weight, of bis(2,4,6-trimethylbenzoyl)phenyl phosphine oxide and 2-hydroxy-2-methyl-1-phenylpropane-1-one (DAROCUR™ 4265, Ciba Specialty Chemicals), ethyl-2,4,6-trimethylbenzylphenyl phosphine oxide (LUCIRIN™ LR8893X, BASF Corp., Charlotte, NC), and Bis(2,4,6-trimethylbenzoyl)-phenylphosphine oxide (IRGACURE™ 819, BASF Corp., Charlotte, NC).

- 20 The sensitizing agent and reducing agent are typically present together in one part of the kit of parts described in the present text. Alternatively the components of a photoinitiator system can be spread between Part A and Part B.

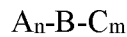
For stability reasons, it can be preferred, if the photoinitiator or photoinitiator system is contained in Part A, i.e. the part containing the ascorbic acid or derivative(s) thereof.

- 25 Part B of the kit of parts described in the present text contain polymerizable component(s) with acidic moiety(s).

If desired, polymerizable component(s) with acidic moiety(s) may also be contained in Part A of the kit of parts under the proviso that the pH value of the resulting composition of Part A – if brought in contact with wet pH sensitive paper – is within a range of 3 to 10.

One or more polymerizable component(s) with acidic moiety(s) may be present, if desired. The nature and structure of those components is not particularly limited unless the intended purpose cannot be achieved.

The polymerizable components with acid moiety can typically be represented by the following formula



- with A being an ethylenically unsaturated group, such as a (meth)acryl moiety,
- B being a spacer group, such as (i) linear or branched C₁ to C₁₂ alkyl, optionally substituted with other functional groups (e.g. halogenides (including Cl, Br, I), OH or mixtures thereof) (ii) C₆ to C₁₂ aryl, optionally substituted with other functional groups (e.g. halogenides, OH or mixtures thereof), (iii) organic group having 4 to 20 carbon atoms bonded to one another by one or more ether, thioether, ester, thioester, thiocarbonyl, amide, urethane, carbonyl and/or sulfonyl linkages, and
- C being an acidic group, or precursor of an acidic group such as acid anhydride,
- m, n being independently selected from 1, 2, 3, 4, 5 or 6,
- wherein the acidic group comprises one or more carboxylic acid residues, such as –COOH or –CO-O-CO–, phosphoric acid residues, such as –O-P(O)(OH)OH, phosphonic acid residues, such as C-P(O)(OH)(OH), sulphonic acid residues, such as –SO₃H or sulfinic acid residues such as –SO₂H.

Examples of polymerizable components with acid moiety include, but are not limited to glycerol phosphate mono(meth)acrylate, glycerol phosphate di(meth)acrylate, hydroxyethyl (meth)acrylate (e.g., HEMA) phosphate, bis((meth)acryloxyethyl) phosphate, (meth)acryloxypropyl phosphate, bis((meth)acryloxypropyl) phosphate, bis((meth)acryloxy)propyloxy phosphate, (meth)acryloxyhexyl phosphate, bis((meth)acryloxyhexyl) phosphate, (meth)acryloxyoctyl phosphate, bis((meth)acryloxyoctyl) phosphate, (meth)acryloxydecyl phosphate, bis((meth)acryloxydecyl) phosphate, caprolactone methacrylate phosphate, citric acid di- or tri-methacrylate, poly(meth)acrylated oligomaleic acid, poly(meth)acrylated polymaleic acid, poly(meth)acrylated poly(meth)acrylic acid, poly(meth)acrylated polycarboxyl- polyphosphonic acid, poly(meth)acrylated polychlorophosphoric acid, poly(meth)acrylated polysulfonate, poly(meth)acrylated polyboric acid, and the like. Derivatives of these hardenable components bearing an acid moiety that can readily react e.g. with water to form

the specific examples mentioned above, like acid halides or anhydrides are also contemplated.

Also monomers, oligomers, and polymers of unsaturated carboxylic acids such as (meth)acrylic acids, aromatic (meth)acrylated acids (e.g., methacrylated trimellitic acids),
5 and anhydrides thereof can be used.

Some of these compounds can be obtained, e.g., as reaction products between isocyanatoalkyl (meth)acrylates and carboxylic acids. Additional compounds of this type having both acid-functional and ethylenically unsaturated components are described in US 4,872,936 (Engelbrecht) and US 5,130,347 (Mitra). A wide variety of such compounds
10 containing both the ethylenically unsaturated and acid moieties can be used. If desired, mixtures of such compounds can be used.

Using (meth)acrylate functionalized polyalkenoic acids is often preferred as those components were found to be useful to improve properties like adhesion to hard dental tissue, formation of a homogeneous layer, viscosity, or moisture tolerance.

15 According to one embodiment, the composition contains (meth)acrylate functionalized polyalkenoic acids, for example, AA:ITA:IEM (copolymer of acrylic acid:itaconic acid with pendent methacrylates).

These components can be made by reacting e.g. an AA:ITA copolymer with 2-isocyanatoethyl methacrylate to convert a portion of the acid groups of the copolymer to
20 pendent methacrylate groups. Processes for the production of these components are described, e.g., in Example 11 of US 5,130,347 (Mitra)); and those recited in US 4,259,075 (Yamauchi et al.), US 4,499,251 (Omura et al.), US 4,537,940 (Omura et al.), US 4,539,382 (Omura et al.), US 5,530,038 (Yamamoto et al.), US 6,458,868 (Okada et al.), and EP 0 712 622 A1 (Tokuyama Corp.) and EP 1 051 961 A1 (Kuraray Co., Ltd.).

25 If present, the polymerizable component(s) with acidic moiety(s) should be present in an amount so that the pH value of Part B is below 6, or below 4 or below 2, if brought in contact with water.

If present, the polymerizable component(s) with acidic moiety(s) is typically present in the following amounts:

30 - Lower limit: at least 2 wt.-% or at least 3 wt.-% or at least 4 wt.-%;

- Upper limit: utmost 50 wt.-% or utmost 40 wt.-% or utmost 30 wt.-%;
- Range: from 2 wt.-% to 50 wt.-% or from 3 wt.-% to 40 wt.-% or from 4 wt.-% to 30 wt.-%;

wt.-% with respect to the weight of the whole composition obtained by combining the
 5 compositions contained in Part A and Part B of the kit of parts.

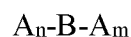
Part B and optionally Part A of the kit of parts described in the present text contain polymerizable component(s) without acidic moiety(s).

One or more polymerizable component(s) without acidic moiety(s) may be present, if desired. The nature and structure of those components is not particularly limited unless
 10 the intended purpose cannot be achieved.

Polymerizable component(s) without acidic moiety(s) contained in Part A of the kit of parts can be same or different from the polymerizable component(s) without acidic moiety(s) contained in Part B of the kit of parts.

The polymerizable component(s) without acidic moiety(s) is typically a free-radically polymerizable material, including ethylenically unsaturated monomer, monomers
 15 or oligomers or polymers.

Suitable polymerizable component(s) without acidic moiety(s) can be characterized by the following formula:



- 20 - with A being an ethylenically unsaturated group, such as a (meth)acryl moiety,
- B being selected from (i) linear or branched C₁ to C₁₂ alkyl, optionally substituted with other functional groups (e.g. halogenides (including Cl, Br, I), OH or mixtures thereof) (ii) C₆ to C₁₂ aryl, optionally substituted with other functional groups (e.g. halogenides, OH or mixtures thereof), or (iii) organic group having 4 to 20 carbon atoms bonded to
 25 one another by one or more ether, thioether, ester, thioester, thiocarbonyl, amide, urethane, carbonyl and/or sulfonyl linkages,
- m, n being independently selected from 0, 1, 2, 3, 4, 5 or 6 with the proviso that n+m is greater 0, that is that at least one A group is present.

Such polymerizable materials include mono-, di- or poly-acrylates and
 30 methacrylates such as methyl acrylate, methyl methacrylate, ethyl (meth)acrylate, isopropyl

(meth)acrylate, n-hexyl (meth)acrylate, stearyl (meth)acrylate, allyl (meth)acrylate, glycerol di(meth)acrylate, the diurethane dimethacrylate called UDMA (mixture of isomers, e.g. Röhm Plex 6661-0) being the reaction product of 2-hydroxyethyl methacrylate (HEMA) and 2,2,4-trimethylhexamethylene diisocyanate (TMDI), glycerol tri(meth)acrylate, ethyleneglycol di(meth)acrylate, diethyleneglycol di(meth)acrylate, triethyleneglycol di(meth)acrylate, 1,3-propanediol diacrylate, 1,3-propanediol dimethacrylate, trimethylolpropane tri(meth)acrylate, 1,2,4-butanetriol tri(meth)acrylate, 1,4-cyclohexanediol di(meth)acrylate, pentaerythritol tri(meth)acrylate, pentaerythritol tetraacrylate, pentaerythritol tetramethacrylate, sorbitol hexa(meth)acrylate, bis[1-(2-(meth)acryloxy)]-p-ethoxyphenyldimethylmethane, bis[1-(3-methacryloxy-2-hydroxy)]-p-propoxyphenyldimethylmethane (BisGMA), bis[1-(3-acryloxy-2-hydroxy)]-p-propoxyphenyldimethylmethane and trishydroxyethyl-isocyanurate trimethacrylate; the bis-acrylates and bis-methacrylates of polyethylene glycols of molecular weight 200-500, copolymerizable mixtures of acrylated monomers (see e.g. US 4,652,274), and acrylated oligomers (see e.g. US 4,642,126); and vinyl compounds such as styrene, diallyl phthalate, divinyl succinate, divinyl adipate and divinylphthalate; polyfunctional (meth)acrylates comprising urethane, urea or amide groups. Mixtures of two or more of these free radically polymerizable materials can be used if desired.

Further polymerizable components which may be present include di(meth)acrylates of ethoxylated bis-phenol A, for example 2,2'-bis(4-(meth)acryloxytetraethoxyphenyl)propanes, urethane (meth)acrylates and (meth)acrylamides. The monomers used can furthermore be esters of [alpha]-cyanoacrylic acid, crotonic acid, cinnamic acid and sorbic acid.

It is also possible to use the methacrylic esters mentioned in EP 0 235 826, such as bis[3[4]-methacryl-oxymethyl-8(9)-tricyclo[5.2.1.0^{2,6}]decylmethyl triglycolate. Suitable are also 2,2-bis-4(3-methacryloxy-2-hydroxypropoxy)phenylpropane (Bis-GMA), 2,2-bis-4(3-methacryloxypropoxy)phenylpropane, 7,7,9-trimethyl-4,13-dioxo-3,14-dioxa-5,12-diazahexadecane-1,16-dioxy dimethacrylate (UDMA), urethane (meth)acrylates and di(meth)acrylates of bishydroxymethyltricyclo-(5.2.1.0^{2,6})decane.

These ethylenically unsaturated monomers can be employed in the dental composition(s) either alone or in combination with the other ethylenically unsaturated

monomers. In addition or besides those components, other hardenable components which can be added include oligomeric or polymeric compounds, such as polyester (meth)acrylates, polyether (meth)acrylates, polycarbonate (meth)acrylates and polyurethane (meth)acrylates. The molecular weight of these compounds is typically less than 20,000 g/mol, particularly less than 15,000 g/mol and in particular less than 10,000 g/mol.

Polymerizable monomers comprising a hydroxyl moiety and/or a 1,3-diketo moiety can also be added. Suitable compounds include 2-hydroxyethyl (meth)acrylate (HEMA), 2- or 3-hydroxypropyl (meth)acrylate, 4-hydroxybutyl (meth)acrylate, 5-hydroxypentyl (meth)acrylate, 6-hydroxyhexyl (meth)acrylate, 10-hydroxydecyl (meth)acrylate, dialkylene glycol mono(meth)acrylate, for example, diethylene glycol mono(meth)acrylate, triethylene glycol mono(meth)acrylate, tetraethylene glycol mono(meth)acrylate, polyethylene glycol mono(meth)acrylate, dipropylene glycol mono(meth)acrylate, polypropylene glycol mono(meth)acrylate, and further 1,2- or 1,3- and 2,3-dihydroxypropyl (meth)acrylate, 2-hydroxypropyl-1,3-di(meth)acrylate, 3-hydroxypropyl-1,2-di(meth)acrylate, N-(meth)acryloyl-1,2-dihydroxypropylamine, N-(meth)acryloyl-1,3-dihydroxypropylamine, adducts of phenol and glycidyl (meth)acrylate, for example, 1-phenoxy-2-hydroxypropyl (meth)acrylate, 1-naphthoxy-2-hydroxypropyl (meth)acrylate, bisphenol A diglycidyl (meth)acrylate and the like, 2-hydroxyethyl (meth)acrylate, 2-hydroxypropyl (meth)acrylate and 2,3-dihydroxypropyl (meth)acrylate are particularly preferable.

An example of a polymerizable component with 1,3-diketo group is acetoacetoxymethylmethacrylate (AAEMA). If desired, mixtures of one or more of these components can be used. Adding these components may be used to adjust the rheological properties or to influence mechanical properties.

The polymerizable component(s) without acidic moiety(s) is typically present in the following amounts:

- Lower limit: at least 5 wt.-% or at least 10 wt.-% or at least 20 wt.-%;
- Upper limit: utmost 65 wt.-% or utmost 55 wt.-% or utmost 45 wt.-%;
- Range: from 5 wt.-% to 65 wt.-% or from 10 wt.-% to 55 wt.-% or from 20 wt.-% to 45 wt.-%;

wt.-% with respect to the weight of the whole composition obtained by combining the compositions contained in Part A and Part B of the kit of parts.

Part A and Part B of the kit of parts described in the present text may contain filler(s). One or more fillers may be present, if desired. The nature and structure of the filler(s) is not particularly limited unless the intended purpose cannot be achieved.

Adding a filler can be beneficial e.g. for adjusting the rheological properties like the viscosity. The content of the filler also typically influences the physical properties of the composition after hardening, like hardness or flexural strength.

The size of the filler particles should be such that a homogeneous mixture with the hardenable component forming the resin matrix can be obtained-

The mean particle size of the filler may be in the range from 5 nm to 100 μm .

If desired, the measurement of the particle size of the filler particles can be done with a TEM (transmission electron microscopy) method, whereby a population is analyzed to obtain an average particle diameter. A preferred method for measuring the particle diameter can be described as follows:

Samples approximately 80nm thick are placed on 200 mesh copper grids with carbon stabilized formvar substrates (SPI Supplies- a division of Structure Probe, Inc., West Chester, PA). A transmission electron microscopy (TEM) is taken, using JEOL 200CX (JEOL, Ltd. of Akishima, Japan and sold by JEOL USA, Inc.) at 200Kv. A population size of about 50-100 particles can be measured and an average diameter is determined.

The filler(s) typically comprise non acid reactive fillers. A non-acid reactive filler is a filler which does not undergo an acid/base reaction with an acid.

Useful non-acid reactive fillers include fumed silica, fillers based on non-acid reactive fluoroaluminosilicate glasses, quartz, ground glasses, non water soluble fluorides such as CaF_2 , silica gels such as silicic acid, in particular pyrogenic silicic acid and granulates thereof, cristobalite, calcium silicate, zirconium silicate, zeolites, including the molecular sieves.

Suitable fumed silicas include for example, products sold under the tradename AerosilTM series OX-50, -130, -150, and -200, Aerosil R8200, -R805 available from

Degussa AG (Hanau, Germany), CAB-O-SIL™ M5 available from Cabot Corp (Tuscola, Ill), and HDK types e.g. HDK-H2000, HDK H15, HDK H18, HDK H20 and HDK H30 available from Wacker.

Filler(s) which can also be used and which provide radiopacity to the dental materials described in the present text include heavy metal oxide(s) and fluoride(s). As used herein, “radiopacity” describes the ability of a hardened dental material to be distinguished from tooth structure using standard dental X-ray equipment in the conventional manner. Radiopacity in a dental material is advantageous in certain instances where X-rays are used to diagnose a dental condition. For example, a radiopaque material would allow the detection of secondary caries that may have formed in the tooth tissue surrounding a filling. The desired degree of radiopacity can be varied, depending upon the particular application and the expectations of the practitioner evaluating the X-ray film.

Oxides or fluorides of heavy metals having an atomic number greater than about 28 can be preferred. The heavy metal oxide or fluoride should be chosen such that undesirable colors or shading are not imparted to the hardened resin in which it is dispersed. For example, iron and cobalt would not be favoured, as they impart dark and contrasting colors to the neutral tooth color of the dental material. More preferably, the heavy metal oxide or fluoride is an oxide or fluoride of metals having an atomic number greater than 30. Suitable metal oxides are the oxides of yttrium, strontium, barium, zirconium, hafnium, niobium, tantalum, tungsten, bismuth, molybdenum, tin, zinc, lanthanide elements (i.e. elements having atomic numbers ranging from 57 to 71, inclusive), cerium and combinations thereof. Suitable metal fluorides are e.g. Yttriumtrifluoride and Ytterbiumtrifluoride. Most preferably, the oxides and fluorides of heavy metals having an atomic number greater than 30, but less than 72 are optionally included in the materials of the invention. Particularly preferred radiopacifying metal oxides include lanthanum oxide, zirconium oxide, yttrium oxide, ytterbium oxide, barium oxide, strontium oxide, cerium oxide, and combinations thereof. The heavy metal oxide particles may be aggregated. If so, it is preferred that the aggregated particles are less than about 200 nm, and more preferably are less than about 90 nm in average diameter.

Other suitable fillers to increase radiopacity are salts of barium and strontium especially strontium sulphate and barium sulphate.

Filler(s) which can also be used include nano-sized fillers such as nano-sized silica.

Suitable nano-sized particles typically have a mean particle size in the range of about 5 to about 80 nm.

Preferred nano-sized silicas are commercially available from Nalco Chemical Co. (Naperville, Ill.) under the product designation NALCO COLLOIDAL SILICAS (for example, preferred silica particles can be obtained from using NALCO products 1040, 1042, 1050, 1060, 2327 and 2329), Nissan Chemical America Company, Houston, Texas (for example, SNOWTEX-ZL, -OL, -O, -N, -C, -20L, -40, and -50); Admatechs Co., Ltd., Japan (for example, SX009-MIE, SX009-MIF, SC1050-MJM, and SC1050-MLV); Grace GmbH & Co. KG, Worms, Germany (for example, those available under the product designation LUDOX, e.g., P-W50, P-W30, P-X30, P-T40 and P-T40AS); Akzo Nobel Chemicals GmbH, Leverkusen, Germany (for example, those available under the product designation LEVASIL, e.g., 50/50%, 100/45%, 200/30%, 200A/30%, 200/40%, 200A/40%, 300/30% and 500/15%), and Bayer MaterialScience AG, Leverkusen, Germany (for example, those available under the product designation DISPERCOLL S, e.g., 5005, 4510, 4020 and 3030).

Surface-treating the nano-sized silica particles before loading into the dental material can provide a more stable dispersion in the resin. Preferably, the surface-treatment stabilizes the nano-sized particles so that the particles will be well dispersed in the hardenable resin and results in a substantially homogeneous composition. Furthermore, it is preferred that the silica be modified over at least a portion of its surface with a surface treatment agent so that the stabilized particle can copolymerize or otherwise react with the hardenable resin during curing.

Thus, the silica particles as well as other suitable non acid-reactive fillers can be treated with a resin-compatibilizing surface treatment agent.

Particularly preferred surface treatment or surface modifying agents include silane treatment agents capable of polymerizing with a resin. Preferred silane treatment agent include gamma-methacryloxypropyltrimethoxysilane, available commercially under the trade designation A-174, available commercially from Witco OSi Specialties (Danbury, Conn.) and gamma-glycidoxypyltrimethoxy silane, a product available under the trade designation G6720, available from United Chemical Technologies (Bristol, Pa.).

Alternatively a combination of surface modifying agents can be useful, wherein at least one of the agents has a functional group co-polymerizable with a hardenable resin. For example, the polymerizing group can be ethylenically unsaturated or a cyclic function subject to ring opening polymerization. An ethylenically unsaturated polymerizing group
5 can be, for example, an acrylate or methacrylate, or vinyl group. A cyclic functional group subject to ring opening polymerization generally contains a heteroatom such as oxygen, sulfur or nitrogen, and preferably is a 3-membered ring containing oxygen such as an epoxide. Other surface modifying agents which do not generally react with hardenable resins can be included to enhance dispersibility or rheological properties. Examples of silane
10 of this type include, for example, alkyl or aryl polyethers, alkyl, hydroxy alkyl, hydroxy aryl, or amino alkyl functional silanes.

Besides an inorganic material the filler(s) can also be based on an organic material. Examples of suitable organic filler particles include filled or unfilled pulverized polycarbonates, poly(meth)acrylates, polyepoxides, and the like.

15 If Part A of the kit of parts described in the present text does not contain polymerizable component(s) with acidic moieties acid-reactive fillers can be contained in Part A, if desired.

Examples of acid-reactive fillers which may be present in Part A of the kit of parts include acid-reactive fluoroaluminosilicate glasses (sometimes also referred to as GIC glasses), basic fillers like the oxides, hydroxides and carbonates of calcium, magnesium,
20 lanthanum, strontium, zinc or mixtures thereof. These fillers can be also surface treated. Suitable acid-reactive fillers are also described in e.g. in GB 1,316,129 and WO 95/22956 (Wang et al.).

The amount of filler to be used in the filler matrix usually depends on the purpose for which the composition should be used.

25 If present, the filler is typically present in the following amounts. The amount is given with respect to the weight of the whole composition.

- Lower limit: at least 1 wt.-% or at least 5 wt.-% or at least 10 wt.-%.
- Upper limit: utmost 90 wt.-% or utmost 80 wt.-% or utmost 70 wt.-%.
- Range: from 1 wt.-% to 90 wt.-% or from 5 wt.-% to 80 wt.-% or from 10 wt.-% to 70
30 wt.-%.

If the amount of filler is too low, mechanical strength of the cured composition might be too low for the intended application.

If the amount of filler is too high, undesirable handling properties like too high viscosity, or poor wetting and penetration of a dental hard tissue might occur.

5 Besides the above mentioned components, the composition described in the present text or parts of the kit of parts may further contain one, two or more additives.

Additives of adjuvants which can be used include accelerators, inhibitors or retarders, absorbers, stabilizers, pigments, dyes, surface tension depressants and wetting aids, antioxidants, and other ingredients well known to those skilled in the art. The amounts
10 and types of each ingredient in the composition should be adjusted to provide the desired physical and handling properties before and after polymerization.

Examples of dyes or pigments, which can be used include titanium dioxide or zinc sulphide (lithopones), red iron oxide 3395, Bayferrox 920 Z Yellow, Neazapon Blue 807 (copper phthalocyanine-based dye) or Helio Fast Yellow ER. These additives may be used
15 for individual colouring of the dental compositions.

Examples of photobleachable colorants which can be present include Rose Bengal, Methylene Violet, Methylene Blue, Fluorescein, Eosin Yellow, Eosin Y, Ethyl Eosin, Eosin bluish, Eosin B, Erythrosin B, Erythrosin Yellowish Blend, Toluidine Blue, 4',5'-Dibromofluorescein and blends thereof. Further examples of photobleachable colorants can
20 be found in US 6,444,725. The colour of the compositions of the invention may be additionally imparted by a sensitizing compound.

Examples of fluoride release agents which can be present include naturally occurring or synthetic fluoride minerals. These fluoride sources can optionally be treated with surface treatment agents.

25 Further additives, which can be added, include stabilizers, especially free radical scavengers such as substituted and/or unsubstituted hydroxyaromatics (e.g. butylated hydroxytoluene (BHT), hydroquinone, hydroquinone monomethyl ether (MEHQ), 3,5-di-tert-butyl-4-hydroxyanisole (2,6-di-tert-butyl-4-ethoxyphenol), 2,6-di-tert-butyl-4-(dimethylamino)methylphenol or 2,5-di-tert-butyl hydroquinone, 2-(2'-hydroxy-5'-
30 methylphenyl)-2H-benzotriazole, 2-(2'-hydroxy-5'-t-octylphenyl)-2H-benzotriazole, 2-

hydroxy-4-methoxybenzophenone (UV-9), 2-(2'-hydroxy-4',6'-di-tert-pentylphenyl)-2H-benzotriazole, 2-hydroxy-4-n-octoxybenzophenone, 2-(2'-hydroxy-5'-methacryloxy-ethylphenyl)-2H-benzotriazole, phenothiazine, and HALS (hindered amine light stabilizers). Such adjuvants may optionally comprise reactive moiety so that they will be
5 copolymerized with the resin.

Further additives, which can be added, include retarders, (such as 1,2-diphenylethylene), plasticizers (including polyethylene glycol derivatives, polypropylene glycols, low-molecular-weight polyesters, dibutyl, dioctyl, dinonyl and diphenyl phthalate, di(isononyl adipate), tricresyl phosphate, paraffin oils, glycerol triacetate, bisphenol A
10 diacetate, ethoxylated bisphenol A diacetate, and silicone oils), flavorants, anti-microbials, fragrance, agents that impart fluorescence and/or opalescence.

In order to increase the flexibility of the dental material, it is also possible to add soluble organic polymers including polyvinyl acetate, and copolymers thereof.

There is no absolute need for these adjuvants or additives to be present, so adjuvants
15 or additives might not be present at all. However, if they are present they are typically present in an amount which is not detrimental to the intended purpose.

If present, the additive(s) is (are) typically present in the following amounts. The amount is given with respect to the weight of the whole composition.

- Lower limit: at least 0.01 wt.-% or at least 0.05 wt.-% or at least 0.1 wt.-%;
- 20 - Upper limit: utmost 15 wt.-% or utmost 10 wt.-% or utmost 5 wt.-%;
- Range: from 0.01 wt.-% to 15 wt.-% or from 0.05 wt.-% to 10 wt.-% or from 0.1 wt.-% to 5 wt.-%.

According to one embodiment, the kit of parts described in the present text comprises:

25 Part A comprising:

Component(s) comprising an ascorbic acid moiety, preferably in an amount of 0.1 to 2 wt.-%,

Stabilizer(s) selected from sulphite(s), phosphite(s) and mixtures thereof, preferably in an amount of 0.1 to 1 wt.-%,

30 Photoinitiator, preferably in an amount of 0.01 to 0.2 wt.-%,

Filler(s), preferably in an amount of 60 to 85 wt.-%,

Polymerizable component(s) without acidic moieties, preferably in an amount of 15 to 35 wt.-%,

Part B comprising:

Transition metal component(s) comprising a copper or iron ions containing salts, preferably in an amount of 0.005 to 0.5 wt.-%,

Organic peroxide(s) having the structure R-O-O-H as described in the text above with R being (e.g. C₁ to C₂₀) alkyl, (e.g. C₃ to C₂₀) branched alkyl, (e.g. C₆ to C₁₂) cycloalkyl, (e.g. C₇ to C₂₀) alkylaryl or (e.g. C₆ to C₁₂) aryl, preferably in an amount of 0.5 to 3 wt.-%,

Filler(s), preferably in an amount of 50 to 70 wt.-%,

Polymerizable component(s) without acidic moieties, preferably in an amount of 10 to 45 wt.-%,

Polymerizable component(s) with acidic moieties, preferably in an amount of 3 to 20 wt.-%,

wt.-% with respect to the weight of the respective Part A or Part B, the composition obtained immediately after mixing of Part A and Part B having a pH value below 7 upon contact with water,

neither Part A nor Part B comprising components selected from component(s) comprising a sulfinate moiety,

component(s) comprising a barbituric acid moiety,

component(s) comprising a thiobarbituric acid moiety,

component(s) comprising an aryl borate moiety,

component(s) comprising a thiourea moiety,

the compositions contained in Part A and Part B forming upon combination a self-adhesive, self-etching, self-curing or optionally dual-curing dental composition.

The composition(s) contained in the kit of parts described in the present text can be obtained by combining (including mixing and kneading) the individual components of the composition, preferably under "safe light" conditions.

Suitable inert solvents may be employed if desired when providing the mixture. Any solvent may be used which does not react appreciably with the components of the inventive compositions.

Examples of solvents include, but are not limited to linear, branched or cyclic, saturated or unsaturated alcohols, ketones, esters or mixtures of two or more of said type of solvents with 2 to 10 C atoms. Preferred alcoholic solvents include methanol, ethanol, isopropanol and n-propanol.

5 Other suitable organic solvents are THF, acetone, methylethyl ketone, cyclohexanol, toluene, alkanes and acetic acid alkyl esters, in particular acetic acid ethyl ester.

It is possible to use the above-mentioned solvents alone or as a mixture of two or more of any of these solvents, if the solvent mixtures do not impair the adhesive properties to such an extent that the desired result cannot be obtained.

10 The invention is also directed to a composition obtainable or obtained by combining (e.g. mixing or blending) the component(s) contained in the kit of parts described in the present text.

Such a composition may contain the initiator system as described in the present text, polymerizable component(s) with acidic moiety, polymerizable component(s) without
15 acidic moiety, optionally filler(s), and optionally additive(s).

The composition may comprise the components in the following amounts:

component(s) comprising an ascorbic acid moiety: from 0.01 wt.-% to 5 wt.-%, or from 0.05 to 3 wt.-%, or from 0.1 to 1 wt.-%,

20 stabilizer(s) selected from sulphite(s), phosphite(s) and mixtures thereof: from 0.01 wt.-% to 5 wt.-%, or from 0.05 to 3 wt.-%, or from 0.1 to 1 wt.-%,

transition metal component(s): from 0.00001 wt.-% to 3 wt.-%, or from 0.0001 to 2 wt.-%, or from 0.001 to 1.5 wt.-%,

organic peroxide(s): from 0.01 wt.-% to 5 wt.-%, or from 0.05 to 4 wt.-%, or from 0.1 to 3 wt.-%,

25 polymerizable component(s) without acidic moieties: from 5 wt.-% to 65 wt.-%, or from 10 to 55 wt.-%, or from 20 to 45 wt.-%,

polymerizable component(s) with acidic moieties: from 2 wt.-% to 50 wt.-%, or from 3 to 40 wt.-%, or from 4 to 30 wt.-%,

filler(s): from 1 wt.-% to 90 wt.-%, or from 5 to 80 wt.-%, or from 10 to 70 wt.-%,

30 additives(s): from 0.01 wt.-% to 15 wt.-%, or from 0.05 to 10 wt.-%, or from 0.1 to 5 wt.-%,

wt.-% with respect to the amount of the whole composition.

According to one embodiment the dental composition described in the present text and being obtainable or obtained by combining the compositions of Part A and Part B comprises the components in the following amounts:

- 5 component(s) comprising an ascorbic acid moiety: from 0.1 wt.-% to 1 wt.-%,
- stabilizer(s) selected from sulphite(s), phosphite(s) and mixtures thereof: from 0.1 wt.-% to 1 wt.-%,
- transition metal component(s): from 0.001 wt.-% to 1.5 wt.-%,
- organic peroxide(s): from 0.1 wt.-% to 3 wt.-%,
- 10 polymerizable component(s) without acidic moieties: from 20 wt.-% to 45 wt.-%,
- polymerizable component(s) with acidic moieties: from 4 wt.-% to 30 wt.-%,
- filler(s): if present from 10 wt.-% to 70 wt.-%,
- additives(s): if present from 0.1 wt.-% to 5 wt.-%,

wt.-% with respect to the amount of the whole composition.

- 15 The compositions described in the present text are particularly well adapted for use as a wide variety of dental and orthodontic materials, which may be filled or unfilled.

- Such materials include direct aesthetic restorative materials (e.g., anterior and posterior restoratives), adhesives for oral hard tissues, sealants, cavity liners, orthodontic bracket adhesives for use with any type of bracket (such as metal, plastic and ceramic),
- 20 crown and bridge cements, and the like.

- These materials are used in the mouth and are disposed adjacent to natural teeth. The phrase "disposed adjacent to" as used herein refers to the placing of a dental material in temporary or permanent bonding (e.g., adhesive) or touching (e.g., occlusal or proximal) contact with a natural tooth. The term "composite" as used herein in the context of a dental
- 25 material refers to a filled dental material. The term "restorative" as used herein refers to a dental composite that is polymerized after it is disposed adjacent to a tooth. The term "prosthesis" as used herein refers to a composite that is shaped and polymerized for its final use (e.g., as a crown, bridge, veneer, inlay, onlay or the like) before it is disposed adjacent to a tooth. The term "sealant" as used herein refers to a lightly filled dental composite or to
- 30 an unfilled dental material that is cured after it is disposed adjacent to a tooth.

Possible uses of the composition described in the present text in the dental or orthodontic field include the use as anterior or posterior filling, adhesive, cavity liner, flowable, cement, coating composition, root canal filling, root canal sealant or core build-up material.

5 The composition described in the present text can be applied to the surface of hard dental tissue and cured by a self-cure mechanism or optionally by applying radiation.

A typical application process for the composition described in the present text typically includes the following steps in the desired order:

10 providing a composition obtained by combining (e.g. mixing) the compositions contained in Part A and Part B of the kit of parts described in the present text, placing that composition in contact with hard dental tissue, especially the surface thereof, curing that composition by a self-cure mechanism or optionally, by applying radiation (e.g. visible light) to the composition for a period of time sufficient to initiate the
15 polymerisation process (e.g. 5 to 20 s).

As the composition is self-adhesive, no prior etching step or use of a bonding/primer is needed. Thus, the composition described in the present text can be used as a self-adhesive, self-etching cement.

20 However, if desired, applying a prior etching step or use of an adhesive/primer system is possible, as well. Thus, the composition described in the present text can be used in an adhesive cementation procedure (i.e. cement composition in combination with an adhesive), too.

25 Surprisingly it was found that the physical/mechanical properties of the cured composition described in the present text are not negatively affected, if e.g. the surface of a tooth is treated with a self-etching adhesive before the composition described in the present text is applied. If, however, a prior etching and/or adhesive bonding step is conducted, the bond strength of the cured composition described in the present text is typically further improved.

30 Thus, according to one embodiment, the application process for the composition described in the present text includes the following steps:

applying a self-etching adhesive to the surface of hard dental tissue,
optionally curing the self-etching adhesive,
providing a composition obtained by combining (e.g. mixing) the compositions
contained in Part A and Part B of the kit of parts described in the present text,
5 placing that composition in contact with the hard dental tissue having been treated with
the curable self-etching adhesive,
curing that composition by a self-cure mechanism or optionally, by applying radiation
(e.g. visible light) to the composition for a period of time sufficient to initiate the
polymerisation process (e.g. 5 to 20 s).

10 Self-etching adhesives typically have a lower viscosity compared to dental cements.
Suitable self-etching adhesives which can be used include e.g. Scotchbond™ Universal
Adhesive or Adper™ Prompt™ L-Pop (both from 3M ESPE). A self-etching
adhesive is an adhesive which does not require a separate etching step (e.g. by phosphoric
acid).

15 According to another embodiment (total etch procedure), the application process for
the composition described in the present text includes the following steps:

etching of the surface of hard dental tissue (e.g. by using phosphoric acid) and rinsing
with water,

applying an adhesive to the surface of the etched hard dental tissue,

20 optionally curing the adhesive,

providing a composition obtained by combining (e.g. mixing) the compositions
contained in Part A and Part B of the kit of parts described in the present text,

placing the composition in contact with the hard dental tissue having been treated with
the adhesive,

25 curing the composition by a self-cure mechanism or optionally, by applying radiation
(e.g. visible light) to the composition for a period of time sufficient to initiate the
polymerization process (e.g. 5 to 20 s),

Adhesives typically have a lower viscosity compared to dental cements. Suitable
total etch adhesives include e.g. Adper™ Scotchbond™ 1XT and Adper™ Scotchbond™
30 Multipurpose (both from 3M ESPE).

Suitable tools for applying radiation include dental curing lights. Suitable dental curing lights are described e.g. in US 2005/0236586. The content of this document is herewith incorporated by reference. Suitable dental curing lights are also commercially available e.g. under the trade names Elipar™ S10 (3M Oral Care; 3M ESPE).

5 Part A and Part B of the kit of parts described in the present text may be contained in separate sealable vessels (e.g. made out of plastic or glass).

For use, the practitioner may take adequate portions of the compositions contained from the vessels and mix the portions by hand on a mixing plate.

10 According to a preferred embodiment, Part A and Part B are contained in separate compartments of a storing device.

The storing device typically comprises two compartments for storing the respective parts, each compartment being equipped with a nozzle for delivering the respective part. Once delivered in adequate portions, the parts can then be mixed by hand on a mixing plate.

15 According to another preferred embodiment, the storing device has an interface for receiving a static mixing tip. The mixing tip is used for mixing the respective pastes. Static mixing tips are commercially available e.g. from Sulzer Mixpac company.

Suitable storing devices include cartridges, syringes and tubes.

20 The storing device typically comprises two housings or compartments having a front end with a nozzle and a rear end and at least one piston movable in the housing or compartment.

25 Cartridges which can be used are described e.g. in US 2007/0090079 or US 5,918,772, the disclosure of which is incorporated by reference. Some of the cartridges which can be used are commercially available e.g. from Sulzer Mixpac AG (Switzerland). Static mixing tips which can be used are described e.g. in US 2006/0187752 or in US 5,944,419, the disclosure of which is incorporated by reference. Mixing tips which can be used are commercially available from Sulzer Mixpac AG (Switzerland), as well.

Other suitable storing devices are described e.g. in WO 2010/123800 (3M), WO 2005/016783 (3M), WO 2007/104037 (3M), WO 2009/061884 (3M), in particular the device shown in Fig. 14 of WO 2009/061884 (3M) or WO 2015/073246 (3M), in particular

the device shown in Fig. 1 of WO 2015/07346. Those storing devices have the shape of a syringe. The content of these references is herewith incorporated by reference, as well.

Alternatively, but less preferred, paste/paste compositions described in the present text can be provided in two individual syringes and the individual pastes can be mixed by hand prior to use.

Thus, the invention is also directed to a device for storing the kit of parts described in the present text, the device comprising two compartments, Compartment A and Compartment B, Compartment A containing Part A and Compartment B containing Part B, Part A and Part B being as described in the present text, Compartment A and Compartment B both comprising a nozzle or an interface for receiving an entrance orifice of a static mixing tip.

The mixing ratio of Part A and Part B is typically from 3 : 1 to 1 : 3 with respect to volume, preferably from 2 : 1 to 1 : 2, more preferably 1 : 1.

Low viscous composition may also be stored in a container formed by two sheets, interconnected by hot sealing and cooperating to form a compartment for receiving the liquid and a pocket for receiving a brush. These kind of devices are described e.g. in US 6,105,761.

The volume of the container is typically in the range from 0.1 to 100 ml or from 0.5 to 50 ml or from 1 to 30 ml.

Depending on the formulation chosen, the compositions described in the present text can be provided as liquid/liquid or paste/paste formulations.

The invention is also directed to an initiator system comprising:

component(s) comprising an ascorbic acid moiety,
stabilizer(s) selected from sulphite(s), phosphite(s) and mixtures thereof,
a copper or iron ion containing salt,
organic peroxide(s), preferably comprising a hydroperoxide or di-peroxide moiety bearing component.,

wherein the individual components are as described in the present text.

The invention is also directed to an initiator system comprising:

component(s) comprising an ascorbic acid moiety,

stabilizer(s) selected from sulphite(s), phosphite(s) and mixtures thereof
transition metal component(s), preferably comprising a copper or iron ion containing
salt,

a hydroperoxide or di-peroxide moiety bearing component,

5 wherein the individual components are as described in the present text.

The invention is also directed to an initiator system comprising:

component(s) comprising an ascorbic acid moiety,

stabilizer(s) selected from sulphite(s), phosphite(s) and mixtures thereof,

a copper or iron ion containing salt,

10 a hydroperoxide moiety or di-peroxide bearing component,

a sensitizing agent (e.g. a component comprising an alpha di-keto moiety) and a
reducing agent (e.g. a tertiary amine),

wherein the individual components are as described in the present text.

Such initiator systems are in particular useful for curing acidic compositions and in
15 particular for formulating self-adhesive, self-etching and/or self-curing compositions,
including those described in the present text.

Thus, the invention is also directed to the use of an initiator system as described in
the present text for curing a composition comprising polymerizable component(s) with
acidic moieties as described in the present text or to a composition comprising
20 polymerizable component(s) with acidic moieties and an initiator system as described in the
present text.

The invention is also directed to a process of hardening a dental composition
comprising polymerizable component(s) with acidic moieties as described in the present
text by using an initiator system as described in the present text.

25 The invention is also directed to a composition comprising polymerizable
component(s) with acidic moieties, more than 20 wt.-% filler and an initiator system as
described in the present text. Such a composition is in particular useful as dental filling or
composite material.

The invention is also directed to a composition comprising polymerizable
30 component(s) with acidic moieties, less than 15 wt.-% filler and an initiator system as

described in the present text. Such a composition is in particular useful as a dental adhesive material.

The individual components of the initiator system are as described in the present text for the kit of parts.

5 The composition or initiator system described in the present text does typically not contain components comprising a sulfinic moiety (especially sulfinic salts such as sodium toluene sulfinic), barbituric acid moiety, thiobarbituric acid moiety, an aryl borate moiety, a thiourea moiety, or mixtures thereof.

10 Thus, according to a further embodiment the composition or initiator system described in the present text may not comprise either of the following components or combinations thereof:

component comprising a barbituric or thiobarbituric acid moiety,
component comprising an aryl borate moiety,
component comprising a sulfinic moiety,
15 a thiourea moiety,
component comprising an aryl borate moiety and component comprising a sulfinic moiety.

20 According to one embodiment the composition described in the present text does not comprise Bis-GMA in an amount of more than 1 or 3 or 5 wt.-% with respect to the weight of the whole composition. According to one embodiment the composition described in the present text is essentially free of Bis-GMA.

25 According to a further embodiment, the composition described in the present text does not comprise HEMA in an amount of more than 1 or 3 or 5 wt.-% with respect to the weight of the whole composition. According to one embodiment the composition described in the present text is essentially free of HEMA.

30 According to a further embodiment, the composition described in the present text does not comprise water in an amount of more than 0.5 or 1 or 2 wt.-% with respect to the weight of the whole composition. According to one embodiment the composition described in the present text is essentially free of water. Keeping the amount of water low may help to reduce the risk of undesired swelling of the composition and may help to achieve the desired physical properties like sufficient flexural strength.

According to a further embodiment, the composition described in the present text does not comprise a polyacid in an amount of more than 0.5 or 0.2 or 0.1 wt.-% with respect to the weight of the whole composition. Polyacids are typically used in so-called glass-ionomer cement compositions curing by the reaction of a polyacid with an acid-reactive
5 filler in the presence of water. Thus, the composition described in the present text does not cure by a reaction of a polyacid with an acid-reactive filler in the presence of water.

Unavoidable traces of these components might be present (e.g. due to impurities in the raw materials used). However, those components are typically not willfully added in an amount to participate in the curing reaction.

10

Examples

Unless otherwise indicated, all parts and percentages are on a weight basis, all water is de-ionized water, and all molecular weights are weight average molecular weight. Moreover, unless otherwise indicated all experiments were conducted at ambient conditions
15 (23°C). Moreover, nearly all process steps are conducted under an atmosphere of about 50% relative humidity.

Methods

Viscosity

If desired, the viscosity can be measured using a Physica MCR 301 Rheometer
20 (Anton Paar, Graz, Austria) with a cone/plate geometry CP25-1 under controlled shear rate at 23 °C. The diameter is 25 mm, the cone angle 1°, and the separation between the cone tip and the plate 49 µm. The shear rate is ramped down logarithmically from 100 s⁻¹ to 0.001 s⁻¹.

Flexural Strength and E-Modulus

25 This measurement was conducted according to ISO 4049:2000.

Adhesion (Shear bond strength)

This measurement was conducted as follows: As substrates, bovine teeth were embedded in cold cure epoxy resin and ground to expose dentin or enamel with a 320 grit SiC paper. Finally the surface of each tooth was rinsed with water and gently air-dried. The
30 mixed cement was applied to a sandblasted and silanized stainless steel rod with a diameter

of 4 mm and a height of 2 mm. The rod was placed onto the tooth surface, a pressure of 20 g/mm² was applied to the rod with a device. Excess cement was removed immediately. In case of self-cure, an oxygen inhibition gel (e.g. glycerine gel) was applied and the apparatus was stored at 36°C for 10 minutes. In case of light-cure, the cement was light-cured from 4 sides (10 seconds each with EliparTM S10) and the device was also placed at 36°C for 10 minutes. After 10 minutes at 36°C, the bonded specimen was removed from the apparatus and stored at 36°C and 100% relative humidity for 24 hr. Shear bond strength (SBS) was then measured with a universal testing machine (Zwick) with a crosshead speed of 0.75 mm/min.

To determine the flexural strength (FS) and adhesion to enamel and dentin, the respective Part A and Part B were mixed in a 1:1 ratio (by volume).

Determination of Storage Stability:

Storage stability can be determined by measuring working time (Ta) and setting time (Tf) of the composition during storage. Ideally, these parameters should be constant during shelf-life.

To simulate long shelf-life, the respective parts were filled in a cartridge and stored as follows: Part A was stored at 50°C, Part B was stored at 23°C.

Working time and setting time were determined as follows:

A Physica MCR 301 Rheometer (Anton Paar, Graz, Austria) with a plate/plate geometry of 8 mm diameter at a temperature of 28°C was used. Cement was applied between the plates and the gap was set to 0.75 mm. Frequency was 1.25 Hz, oscillation with 1.75% deflection

The working time (Ta) is defined as the time between start of mixing and time of reaching intersection point of G' and G''. The setting time (Tf) is defined as the time between start of mixing and the time for the mixed pastes to reach a shear stress of 100,000 Pa.

Abbreviations:

| | |
|------------|--------------------------------------|
| BaO glass: | G018-053 from Schott, silane treated |
| Sr glass: | GM32087 from Schott, silane treated |
| R 805: | Silane treated fumed silica |
| UDMA: | Urethane dimethacrylate (Plex 6661) |

| | | |
|----|---------|------------------------------------|
| | TEGDMA: | Triethylenglycole dimethacrylate |
| | GDP: | Glycerol dimethacrylate phosphate |
| | MDPA: | Methyldiphenylamine |
| | CC: | Camphorquinone |
| 5 | AP: | Ascorbyl palmitate |
| | CaAP: | Calcium salt of ascorbyl palmitate |
| | AHP: | tert. Amylhydroperoxide |
| | BHT: | 2,6-ditert.butyl-4-methylphenol |
| | Cu: | Copper acetate monohydrate |
| 10 | PS: | Di-n-propyl sulphite |
| | NaCl: | Sodium chloride |

Table 1: Composition of Examples 1-2

| Part A | Ex. 1 | Ex. 2 |
|-----------|-------|-------|
| Component | wt. % | wt. % |
| UDMA | 18.00 | 18.00 |
| TEGDMA | 9.00 | 9.00 |
| MDPA | 0.02 | 0.02 |
| CC | 0.20 | 0.20 |
| CaAP | 1.00 | 1.00 |
| PS | 0.50 | - |
| R 805 | 2.50 | 2.50 |
| Sr glass | 68.78 | 69.28 |

| Part B | Ex. 1 | Ex. 2 |
|-----------|-------|-------|
| Component | wt. % | wt. % |
| GDP | 10.00 | 10.00 |
| UDMA | 21.50 | 21.50 |
| TEGDMA | 9.00 | 9.00 |
| AHP | 1.72 | 1.72 |

| | | |
|------------------|--------|--------|
| Cu | 0.013 | 0.013 |
| BHT | 0.40 | 0.40 |
| H ₂ O | 0.28 | 0.28 |
| R 805 | 6.50 | 6.50 |
| BaO Glass | 50.572 | 50.572 |
| NaCl | 0.015 | 0.015 |

The compositions of Part A and Part B were mixed 1:1 by volume to obtain Inventive Composition 1 (IC 1) and Comparative Composition 2 (CC 2). Ta as well as Tf were determined.

| | IC 1 | | CC 2 | |
|---------|-------------|-------------|-------------|-------------|
| | Ta [min] | Tf [min] | Ta [min] | Tf [min] |
| Start | 2.0 | 3.6 | 1.9 | 3.3 |
| 1 week | 1.9 | 3.5 | 2.3 | 4.0 |
| 2 weeks | 2.5 | 4.3 | 2.6 | 4.8 |
| 3 weeks | 2.7 | 5.1 | 3.1 | 5.8 |
| 4 weeks | 3.1 | 5.9 | 4.6 | 8.8 |

5

Finding: The composition containing a stabilizer showed a reduced increase of Ta and Tf after 4 weeks compared to the composition not containing a stabilizer.

The compositions of IC 1 and CC 2 were also tested with respect to flexural strength and shear bond strength.

10

| | IC 1 | CC 2 |
|-----------------------|----------|----------|
| FS [MPa] self-cured | 96 ± 8 | 108 ± 12 |
| FS [MPa] light-cured | 105 ± 16 | 108 ± 13 |
| SBS [MPa] self-cured | 19 ± 3 | 14 ± 7 |
| SBS [MPa] light-cured | 15 ± 5 | 16 ± 7 |

What is Claimed Is:

1. A kit of parts for dental use comprising Part A and Part B,

5 Part A comprising:

 component(s) comprising an ascorbic acid moiety,
 stabilizer selected from sulphite(s), phosphite(s) or mixtures thereof,
 optionally polymerizable component(s) without acidic moieties,
 optionally polymerizable component(s) with acidic moieties,
10 optionally filler(s),
 optionally additive(s),

 Part B comprising:

 polymerizable component(s) without acidic moieties,
 polymerizable component(s) with acidic moieties,
15 transition metal component(s),
 organic peroxide(s),
 optionally filler(s),
 optionally additive(s).

- 20 2. The kit of parts according to the preceding claim,

 Part A comprising:

 component(s) comprising an ascorbic acid moiety,
 stabilizer selected from sulphite(s), phosphite(s) or mixtures thereof,
 polymerizable component(s) without acidic moieties,
25 filler(s),
 optionally polymerizable component(s) with acidic moieties,
 optionally additive(s),

 Part B comprising:

 polymerizable component(s) without acidic moieties,
30 polymerizable component(s) with acidic moieties,
 transition metal component(s),
 organic peroxide(s) selected from hydroperoxide(s) and di-peroxide(s),

filler(s),
optionally additive(s),
the kit of parts being provided as a paste/paste system.

- 5 3. The kit of parts according to any of the preceding claims, the ratio of the component(s) comprising the ascorbic acid moiety to the stabilizer(s) in Part A of the kit of parts being in a range of 1 : 5 to 5 : 1 with respect to mol.
4. The kit of parts according to any of the preceding claims,
10 wherein the composition of Part A has a pH value from 6 to 8 if brought in contact with a wet pH sensitive paper and
 wherein the composition of Part B has a pH value below 4 if brought in contact with a wet pH sensitive paper.
- 15 5. The kit of parts according to any of the preceding claims, the organic peroxide(s) being a hydroperoxide comprising the structural moiety R-O-O-H, with R being an alkyl, branched alkyl, cycloalkyl, alkylaryl or aryl moiety.
6. The kit of parts according to any of the preceding claims, the organic peroxide(s)
20 being a di-peroxide comprising the moiety R₁-O-O-R₂-O-O-R₃, with R₁ and R₃ being independently selected from H, alkyl, branched alkyl, cycloalkyl, alkylaryl or aryl and R₂ being selected from alkyl or branched alkyl.
7. The kit of parts according to any of the preceding claims, the transition metal
25 component comprising as transition metal Ti, V, Cr, Mn, Co, Ni, Cu, Fe, Zn either in hydrated or in dry form and mixtures thereof, the transition metal component(s) being preferably selected from copper acetate, copper chloride, copper benzoate, copper acetylacetonate, copper naphthenate, copper carboxylates, copper bis(1-phenylpentan-1,3-dione), copper complexes, either in hydrated or in dry form and
30 mixtures thereof.

8. The kit of parts according to any of the preceding claims, the stabilizer being either an organic sulphite or an organic phosphite or a mixtures thereof.
- 5 9. The kit of parts according to any of the preceding claims, Part A or Part B comprising in addition a photoinitiator, the photoinitiator preferably comprising a sensitizer and a further reducing agent being different from the component comprising the ascorbic acid moiety.
- 10 10. A composition for dental or orthodontic use as obtainable by mixing the compositions of Part A and Part B of the kit of parts described in any of the preceding claims and curing the resulting mixture, the composition being a self-etching, self-adhesive, and self-curing composition.
- 15 11. The dental composition according to the preceding claim, the composition obtained immediately after mixing Part A and Part B having a pH value below 7, if brought into contact with wet pH sensitive paper.
- 20 12. The dental composition according to any of claims 10 to 11 for use as anterior or posterior filling material, adhesive, cavity liner, flowable, cement, coating composition, root canal filler, root canal sealant, core build-up material or a combination thereof.
- 25 13. The dental composition according to any of claims 10 to 12, the composition comprising the components in the following amounts:
component(s) comprising an ascorbic acid moiety: from 0.01 wt.-% to 5 wt.-%,
stabilizer(s) selected from sulphite(s), phosphite(s) and mixtures thereof: from 0.01 wt.-% to 5 wt.-%,
transition metal component(s): from 0.00001 wt.-% to 3 wt.-%,
organic peroxide(s): from 0.01 wt.-% to 5 wt.-%,
30 polymerizable component(s) without acidic moieties: from 5 wt.-% to 65 wt.-%,
polymerizable component(s) with acidic moieties: from 2 wt.-% to 50 wt.-%,
filler(s): if present from 1 wt.-% to 90 wt.-%,

additives(s): if present from 0.01 wt.-% to 15 wt.-%,
wt.-% with respect to the amount of the whole composition.

5 14. The dental composition according to any of claims 10 to 13 not comprising water in
an amount of more than 2 wt.-% with respect to the weight of the whole composition.

10 15. Use of an initiator system comprising
component(s) comprising an ascorbic acid moiety,
stabilizer selected from sulphite(s), phosphite(s) and mixtures thereof,
transition metal component(s), preferably a copper or iron containing salt,
peroxide(s), preferably a hydro-peroxide or di-peroxide
for curing an acidic composition comprising polymerizable component(s) with
acidic moieties.

15

INTERNATIONAL SEARCH REPORT

International application No
PCT/US2016/065239

A. CLASSIFICATION OF SUBJECT MATTER
INV. A61K6/083 A61K6/00 C08F4/40
ADD.

According to International Patent Classification (IPC) or to both national classification and IPC

B. FIELDS SEARCHED

Minimum documentation searched (classification system followed by classification symbols)
A61K C08F

Documentation searched other than minimum documentation to the extent that such documents are included in the fields searched

Electronic data base consulted during the international search (name of data base and, where practicable, search terms used)

EPO-Internal, WPI Data

C. DOCUMENTS CONSIDERED TO BE RELEVANT

| Category* | Citation of document, with indication, where appropriate, of the relevant passages | Relevant to claim No. |
|-----------|---|-----------------------|
| Y | <p>US 5 501 727 A (WANG BING [US] ET AL) 26 March 1996 (1996-03-26) cited in the application column 7, line 19 - line 27 column 10; examples 2-4 column 4, line 17 - line 23 column 14; example 6 claims; examples</p> <p>-----</p> <p>-/--</p> | 1-14 |



Further documents are listed in the continuation of Box C.



See patent family annex.

* Special categories of cited documents :

"A" document defining the general state of the art which is not considered to be of particular relevance

"E" earlier application or patent but published on or after the international filing date

"L" document which may throw doubts on priority claim(s) or which is cited to establish the publication date of another citation or other special reason (as specified)

"O" document referring to an oral disclosure, use, exhibition or other means

"P" document published prior to the international filing date but later than the priority date claimed

"T" later document published after the international filing date or priority date and not in conflict with the application but cited to understand the principle or theory underlying the invention

"X" document of particular relevance; the claimed invention cannot be considered novel or cannot be considered to involve an inventive step when the document is taken alone

"Y" document of particular relevance; the claimed invention cannot be considered to involve an inventive step when the document is combined with one or more other such documents, such combination being obvious to a person skilled in the art

"&" document member of the same patent family

Date of the actual completion of the international search

30 January 2017

Date of mailing of the international search report

17/02/2017

Name and mailing address of the ISA/

European Patent Office, P.B. 5818 Patentlaan 2
NL - 2280 HV Rijswijk
Tel. (+31-70) 340-2040,
Fax: (+31-70) 340-3016

Authorized officer

Pelli Wablat, B

INTERNATIONAL SEARCH REPORT

International application No

PCT/US2016/065239

| C(Continuation). DOCUMENTS CONSIDERED TO BE RELEVANT | | |
|--|---|-----------------------|
| Category* | Citation of document, with indication, where appropriate, of the relevant passages | Relevant to claim No. |
| Y | <p>ANTONUCCI J M ET AL: "New initiator System for Dental Resins Based on Ascorbic Acid", JOURNAL OF DENTAL RESEARCH, INTERNATIONAL ASSOCIATION FOR DENTAL RESEARCH, US, vol. 58, no. 9, 1 September 1979 (1979-09-01), pages 1887-1899, XP002733850, ISSN: 0022-0345, DOI: 10.1177/00220345790580090801 cited in the application page 1887 page 1891; table 6 page 1888 - page 1889; tables 1,2 page 1892, last paragraph - page 1893, line 4 page 1898, last paragraph</p> | 1-14 |
| X | <p>US 2008/207841 A1 (KOERS FREDERIK WILLEM KAREL [NL] ET AL) 28 August 2008 (2008-08-28) P.5, ex. 4, tables 5 and 6 accelerator solutions D1,D2, D4 and D5; ex.5, table 7 and 8, accelerator solutions D9 and D10 page 4, paragraph [0061]</p> | 15 |
| Y | <p>US 2010/015578 A1 (FALSAFI AFSHIN [US] ET AL) 21 January 2010 (2010-01-21) page 9, paragraph [0084] - paragraph [0086] page 1, paragraph [0006]</p> | 1-14 |
| A | <p>US 2011/245368 A1 (YARIMIZU HIDEKI [JP] ET AL) 6 October 2011 (2011-10-06) cited in the application the whole document</p> | 1-15 |
| A | <p>DATABASE WPI Week 200501 Thomson Scientific, London, GB; AN 2005-002825 XP008115310, & JP 2004 331524 A (NIPPON SURFACTANT KOGYO KK) 25 November 2004 (2004-11-25) abstract</p> | 1-14 |
| | -/-- | |

INTERNATIONAL SEARCH REPORT

International application No

PCT/US2016/065239

| C(Continuation). DOCUMENTS CONSIDERED TO BE RELEVANT | | |
|--|---|-----------------------|
| Category* | Citation of document, with indication, where appropriate, of the relevant passages | Relevant to claim No. |
| A | <p>MAIA A M ET AL: "Influence of sodium metabisulfite and glutathione on the stability of vitamin C in O/W emulsion and extemporaneous aqueous gel", INTERNATIONAL JOURNAL OF PHARMACEUTICS, ELSEVIER BV, NL, vol. 322, no. 1-2, 28 September 2006 (2006-09-28), pages 130-135, XP027972620, ISSN: 0378-5173 [retrieved on 2006-09-28] abstract page 130 - right-hand column, last paragraph page 131, lines 17-21,39-44 page 133; table 1 Conclusions; page 135</p> <p>-----</p> | 1-14 |

INTERNATIONAL SEARCH REPORT

Information on patent family members

International application No

PCT/US2016/065239

| Patent document cited in search report | Publication date | Patent family member(s) | Publication date |
|---|---------------------|----------------------------|---|
| US 5501727 | A | 26-03-1996 | AU 1874995 A 11-09-1995 US 5501727 A 26-03-1996 WO 9522955 A1 31-08-1995 |
| US 2008207841 | A1 | 28-08-2008 | AT 503775 T 15-04-2011 AU 2006254179 A1 07-12-2006 BR PI0611398 A2 08-09-2010 CA 2610082 A1 07-12-2006 CN 101184781 A 21-05-2008 DK 1899386 T3 11-07-2011 EP 1899386 A1 19-03-2008 ES 2363249 T3 28-07-2011 JP 5497290 B2 21-05-2014 JP 2008542488 A 27-11-2008 JP 2014088555 A 15-05-2014 PT 1899386 E 05-07-2011 US 2008207841 A1 28-08-2008 WO 2006128816 A1 07-12-2006 |
| US 2010015578 | A1 | 21-01-2010 | CN 101557791 A 14-10-2009 EP 2101716 A2 23-09-2009 JP 5507256 B2 28-05-2014 JP 2010513297 A 30-04-2010 US 2010015578 A1 21-01-2010 WO 2008076739 A2 26-06-2008 |
| US 2011245368 | A1 | 06-10-2011 | EP 2371346 A1 05-10-2011 JP 2011213829 A 27-10-2011 US 2011245368 A1 06-10-2011 |
| JP 2004331524 | A | 25-11-2004 | NONE |