



(51) International Patent Classification:

H04M 3/42 (2006.01) H04M 11/04 (2006.01)
H04M 3/51 (2006.01)

(21) International Application Number:

PCT/US2019/028347

(22) International Filing Date:

19 April 2019 (19.04.2019)

(25) Filing Language:

English

(26) Publication Language:

English

(30) Priority Data:

62/659,947 19 April 2018 (19.04.2018) US

(72) Inventor; and

(71) Applicant: CLAWSON, Jeffrey [US/US]; 4649 Farm Meadow Lane, Salt Lake City, Utah 84117 (US).

(74) Agent: THOMPSON, John R.; STOEL RIVES LLP, 201 South Main Street, Suite 1100, Salt Lake City, Utah 84111 (US).

(81) Designated States (unless otherwise indicated, for every kind of national protection available):

AE, AG, AL, AM, AO, AT, AU, AZ, BA, BB, BG, BH, BN, BR, BW, BY, BZ, CA, CH, CL, CN, CO, CR, CU, CZ, DE, DJ, DK, DM, DO, DZ, EC, EE, EG, ES, FI, GB, GD, GE, GH, GM, GT, HN, HR, HU, ID, IL, IN, IR, IS, JO, JP, KE, KG, KH, KN, KP,

KR, KW, KZ, LA, LC, LK, LR, LS, LU, LY, MA, MD, ME, MG, MK, MN, MW, MX, MY, MZ, NA, NG, NI, NO, NZ, OM, PA, PE, PG, PH, PL, PT, QA, RO, RS, RU, RW, SA, SC, SD, SE, SG, SK, SL, SM, ST, SV, SY, TH, TJ, TM, TN, TR, TT, TZ, UA, UG, US, UZ, VC, VN, ZA, ZM, ZW.

(84) Designated States (unless otherwise indicated, for every kind of regional protection available):

ARIPO (BW, GH, GM, KE, LR, LS, MW, MZ, NA, RW, SD, SL, ST, SZ, TZ, UG, ZM, ZW), Eurasian (AM, AZ, BY, KG, KZ, RU, TJ, TM), European (AL, AT, BE, BG, CH, CY, CZ, DE, DK, EE, ES, FI, FR, GB, GR, HR, HU, IE, IS, IT, LT, LU, LV, MC, MK, MT, NL, NO, PL, PT, RO, RS, SE, SI, SK, SM, TR), OAPI (BF, BJ, CF, CG, CI, CM, GA, GN, GQ, GW, KM, ML, MR, NE, SN, TD, TG).

Published:

— with international search report (Art. 21(3))

(54) Title: EXPEDITED DISPATCH PROTOCOL SYSTEM AND METHOD

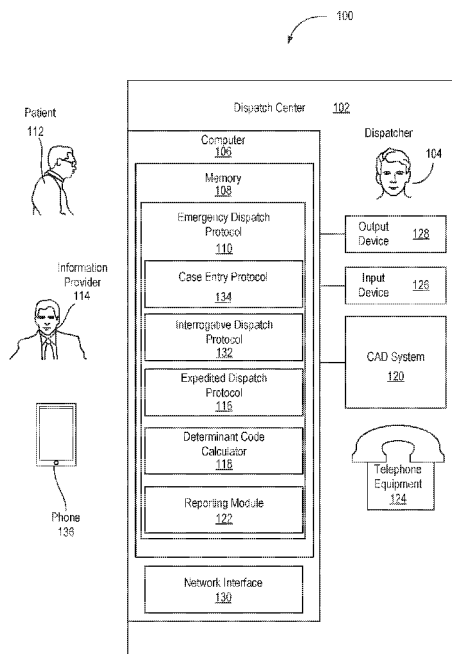


FIG. 1

(57) Abstract: A dispatch center utilizes an expedited dispatch protocol for an information provider who is a trained first responder to communicate with the dispatch center and provide patient information with little or no prompting from a dispatcher. The expedited dispatch protocol provides expedited processing of the patient information and generates a determinant code which indicates the priority of the emergency. The expedited dispatch protocol provides a uniform, consistent result to objectively select priority and generate an appropriate emergency response.



EXPEDITED DISPATCH PROTOCOL SYSTEM AND METHOD

CROSS-REFERENCE TO RELATED APPLICATIONS

[0001] This patent application claims priority to U.S. Patent Application No. 62/659,947 entitled EXPEDITED DISPATCH PROTOCOL SYSTEM AND METHOD COPYRIGHT NOTICE, filed April 19, 2018, which is incorporated herein by reference in its entirety.

COPYRIGHT NOTICE

[0002] © 2019 Priority Dispatch Corp. A portion of the disclosure of this patent document contains material that is subject to copyright protection. The copyright owner has no objection to the facsimile reproduction by anyone of the patent document or the patent disclosure, as it appears in the Patent and Trademark Office patent file or records, but otherwise reserves all copyright rights whatsoever. 37 CFR §1.71(d).

TECHNICAL FIELD

[0003] The present disclosure relates to computer systems and methods for providing medical emergency interrogation, information collection, instruction, and dispatch. More specifically, the disclosure is directed to computer-implemented protocols to enable a dispatcher to process medical response requests in an accurate, consistent, and systematic manner by guiding the dispatcher during interrogation, information collection, response determination, and information provider instruction.

BRIEF DESCRIPTION OF THE DRAWINGS

[0004] FIG. 1 is a block diagram of a dispatch protocol system and method, according to one embodiment.

[0005] FIG. 2 is a flow diagram of a dispatch protocol system and method, according to one embodiment.

[0006] FIGS. 3A-3H illustrate embodiments of a user interface for an emergency dispatch protocol.

[0007] FIGS. 4A-4F illustrate embodiments of a user interface for an emergency dispatch protocol.

[0008] FIGS. 5A-5E illustrate embodiments of a user interface for an emergency dispatch protocol.

[0009] FIGS. 6A-6F illustrate embodiments of a user interface for an emergency dispatch protocol.

[0010] FIGS. 7A-7G illustrate embodiments of a user interface for an emergency dispatch protocol.

[0011] FIGS. 8A-8D illustrate embodiments of a user interface for an emergency dispatch protocol.

[0012] FIGS. 9A-9E illustrate embodiments of a user interface for an emergency dispatch protocol.

[0013] FIGS. 10A-10F illustrate embodiments of a user interface for an emergency dispatch protocol.

[0014] FIGS. 11A and 11B illustrate an embodiment of a reference card for use by a first responder.

[0015] FIGS. 12A-12H illustrate embodiments of a user interface of a software application for use with an emergency dispatch protocol.

[0016] FIG. 13 illustrates an embodiment of a text message for an emergency dispatch protocol.

DETAILED DESCRIPTION

[0017] Emergency medical dispatch services greatly benefit from emergency medical protocols to provide uniform and consistent results. The emergency medical protocols include a systematic method of interrogation of information providers with preprogrammed inquiries to eliminate variability due to different skills of the individual dispatchers and the need for the dispatcher to attempt to recall the appropriate inquiries and instructions each time a call is received. Emergency medical protocols allow emergency dispatchers to send the appropriate response personnel and emergency vehicles, and decide whether to use lights-and-siren responses. This allows reasonable use of resources and lights-and-siren responses to reduce the risk of collision.

[0018] It has long been the experience that emergency medical protocols improve accuracy and effectiveness of gathered information, thereby reserving responders for the most critical emergencies. A further benefit of emergency medical protocols is to reduce dispatcher burnout and stress by improving information relayed to emergency responders while simultaneously providing such responders with increased safety awareness and knowledge of the medical

emergency. Medical dispatch systems with emergency medical protocols further provide programmed instructions for patient care.

[0019] Emergency dispatch systems anticipate that information providers requesting a medical response are inexperienced and will need to be guided through the inquiries. However, often a trained first responder will contact a dispatch service, and disclosed herein is an expedited protocol that saves time and energy by not prompting an information provider who is a trained first responder for each query.

[0020] A first responder may be trained in how to proceed through an expedited protocol to where time and attention is limited. Often the medical emergency is extremely time sensitive, and a first responder may be a law officer who is involved in a dangerous or even hostile situation. For example, a law officer may be involved in an active robbery, shootout, hostage situation, or the like and attention and time to the medical emergency are limited. As disclosed herein, a law officer may call into a dispatch center and verbally convey a series of short, direct phrases to expedite an emergency medical dispatch. The dispatch center includes emergency protocols for either a routine call from an untrained member of the public or expedited emergency protocols from a trained first responder. In other embodiments disclosed herein, a first responder may be trained to use a software application, text messaging, and/or voice messaging in order to communicate with an expedited dispatch protocol of a dispatch center.

[0021] As disclosed herein, an expedited dispatch protocol allows a first responder to communicate with a dispatch center and provide patient (or other) information related to the incident with little or no prompting from a dispatcher. The priority dispatch protocol processes the information and generates a determinant code which indicates the priority and type of the emergency response. Accordingly, uniform and consistent results are achieved through the disclosed system and variance due to human subjectivity is minimized. The term "Advanced SEND" may be used to identify the application which incorporates the expedited dispatch protocol.

[0022] The embodiments of the disclosure will be best understood by reference to the drawings, wherein like parts are designated by like numerals throughout. It will be readily understood that the components of the disclosed embodiments, as generally described and illustrated in the figures herein, could be arranged and designed in a wide variety of different configurations. Thus, the

following detailed description of the embodiments of the systems and methods of the disclosure is not intended to limit the scope of the disclosure, as claimed, but is merely representative of possible embodiments of the disclosure. In addition, the steps of a method do not necessarily need to be executed in any specific order, or even sequentially, nor need the steps be executed only once, unless otherwise specified.

[0023] In some cases, well-known features, structures or operations are not shown or described in detail. Furthermore, the described features, structures, or operations may be combined in any suitable manner in one or more embodiments. It will also be readily understood that the components of the embodiments as generally described and illustrated in the figures herein could be arranged and designed in a wide variety of different configurations.

[0024] Several aspects of the embodiments described will be illustrated as software modules or components. As used herein, a software module or component may include any type of computer instruction or computer executable code located within a memory device and/or transmitted as electronic signals over a system bus or wired or wireless network. A software module may, for instance, comprise one or more physical or logical blocks of computer instructions, which may be organized as a routine, program, object, component, data structure, etc., that performs one or more tasks or implements particular abstract data types.

[0025] In certain embodiments, a particular software module may comprise disparate instructions stored in different locations of a memory device, which together implement the described functionality of the module. Indeed, a module may comprise a single instruction or many instructions, and may be distributed over several different code segments, among different programs, and across several memory devices. Some embodiments may be practiced in a distributed computing environment where tasks are performed by a remote processing device linked through a communications network. In a distributed computing environment, software modules may be located in local and/or remote memory storage devices. In addition, data being tied or rendered together in a database record may be resident in the same memory device, or across several memory devices, and may be linked together in fields of a record in a database across a network.

[0026] Suitable software to assist in implementing the invention is readily provided by those of skill in the pertinent art(s) using the teachings presented here

and programming languages and tools, such as Java, Pascal, C++, C, database languages, APIs, SDKs, assembly, firmware, microcode, and/or other languages and tools. Suitable signal formats may be embodied in analog or digital form, with or without error detection and/or correction bits, packet headers, network addresses in a specific format, and/or other supporting data readily provided by those of skill in the pertinent art(s).

[0027] A medical dispatch system disclosed herein may be computer implemented in whole or in part on a digital computer. The digital computer includes a processor performing the required computations. The computer further includes a memory in electronic communication with the processor for storing a computer operating system. The computer operating systems may include MS-DOS, Windows, Unix, AIX, CLIX, QNX, OS/2, and Apple. Alternatively, it is expected that future embodiments will be adapted to execute on other future operating systems. The memory also stores application programs including a Computer Aided Dispatch (CAD) program, an emergency medical dispatch protocol, and a user interface program, and data storage. The computer further includes an output device, such as a display unit, for viewing the displayed instructions and inquiries and as a user input device for inputting response data.

[0028] Referring to FIG. 1, one embodiment of a computer-aided medical emergency response system 100 is shown. At a dispatch center 102, a dispatcher 104 operates a computer 106 having a memory 108 with an emergency dispatch protocol 110 at least partially stored thereon to enable the dispatcher 104 to rapidly and consistently initiate a medical emergency response. The medical emergency response utilizes medical personnel with appropriate training and a service vehicle with support equipment and medicines on board. A patient 112 may be matched with a suitably equipped vehicle and appropriately trained medical personnel if the resources are available.

[0029] The emergency dispatch protocol 110 may be initiated when the dispatcher 104 receives a call from an information provider 114 regarding a medical emergency on behalf of the patient 112. A call coming into the dispatch center 102 may be on an administration line, a 911 telephone call, or through radio. In other cases, the emergency dispatch protocol may be initiated when the computer 106 receives information (other than a phone call) from an information provider 114. In

some instances, the patient 112 may call or send information on his or her own behalf.

[0030] The emergency dispatch protocol 110 provides a logic tree with questions, possible responses from the information provider 114, and possible instructions to the information provider 114. The information provider responses in some cases lead to subsequent questions and/or instructions to the information provider 114. The responses are processed according to predetermined logic to provide a medical emergency response. During the emergency dispatch protocol 110, the dispatcher 104 and/or the emergency dispatch protocol 110 will gather, inter alia, conditions and circumstances of the medical emergency and the patient's condition, either as presented or as discovered through interrogation, in order to dispatch an appropriate medical emergency response. The emergency dispatch protocol 110 facilitates uniform and consistent gathering of information relating to the emergency. The dispatch may be determined, in part, through a system of logically assigning determinant codes as the protocol progresses (i.e., traverses) through the logic tree. The logic tree of the emergency dispatch protocol 110 may be provided across multiple sub-components of the emergency dispatch protocol 110, including, but not limited to, the case entry protocol 134, the interrogative dispatch protocol 132, and/or the expedited dispatch protocol 116.

[0031] Exemplary embodiments of medical dispatch protocols with logic trees are disclosed in U.S. Patent Nos. 5,857,966, 5,989,187, 6,004,266, 6,010,451, 6,053,864, 6,076,065, 6,078,894, 6,106,459, 6,607,481, 7,106,835, 7,645,234, 8,066,638, 8,103,523, 8,294,570, 8,335,298, 8,355,483, 8,396,191, 8,488,748, 8,670,526, 8,712,020, 8,873,719, 8,971,501, 9,319,859, 9,491,605, and 9,516,166 which are incorporated herein by reference.

[0032] The computer 106 further includes the case entry protocol 134 which may act to collect initial information that is relevant to all types of emergencies to which the dispatch center 102 may need to respond. The case entry protocol 134 may also help facilitate decisions as to whether the interrogative dispatch protocol 132 or the expedited dispatch protocol 116 will be used going forward.

[0033] The computer 106 further includes an interrogative dispatch protocol 132. The interrogative dispatch protocol 132 may include preprogrammed inquiries that the dispatcher 104 may ask the information provider 114 in order to receive relevant information about an incident. The interrogative dispatch protocol 132 is

intended for untrained responders who may require inquiry or prompt from the dispatcher 104 in order to provide the dispatch center 102 with relevant incident information (e.g., the responses by the information provider 114 to the preprogrammed inquiries).

[0034] The computer 106 further includes an expedited dispatch protocol 116 to expedite receipt of critical data and emergency dispatch. The expedited dispatch protocol 116 is intended for trained first responders who can provide predetermined, critical data without inquiry or prompt from the dispatcher 104. This incident information may come in the form of pre-scripted inputs known to the dispatch center 102 and the first responder. The first responder may be associated with police, security, military, or a state or federal agency. The expedited dispatch protocol 116 provides the dispatcher 104 with entry fields for the incident information (e.g., the pre-scripted inputs provided by the information provider 114) to allow expedited entry and processing.

[0035] The emergency dispatch protocol 110 includes and operates a determinant code calculator 118 to calculate a determinant code from the information provider's responses to preprogrammed inquiries and/or provided pre-scripted inputs. After processing this information, the determinant code calculator 118 generates a determinant code that indicates the urgency of the emergency. The protocol decision points deal directly with life-and-death decisions, and the protocols discussed herein pass a rigorous medical review by a panel of doctors and Emergency Medical Services (EMS) public safety experts who specialize in medical dispatch. The determinant codes may range, for example, from DELTA for generally very serious emergencies to ALPHA for generally less serious emergencies. When a determinant value is identified in one of the four levels (ALPHA—A, BRAVO—B, CHARLIE—C, and DELTA—D) the response configuration (e.g., the 3 medical vehicles involved and the mode of response) is dispatched as indicated by the emergency dispatch protocol 110. If the emergency dispatch protocol 110 or the expedited dispatch protocol 116 determines that the medical emergency is not urgent, a request may be sent to a non-emergency provider instead of dispatching an emergency response vehicle.

[0036] As many reported incidents are not urgent medical emergencies, emergency responses are prioritized according to need and available resources. Reported incidents that are urgent emergencies receive a higher priority and merit

immediate evaluation and response. If the medical emergency is not urgent then lights and siren are not needed and will not be used, thereby increasing the safety of all those on the road and in the emergency vehicles. While many medical emergencies are not urgent, all responses can benefit from evaluation and the appropriate provision of post-dispatch or pre-arrival instructions. In some embodiments, prior to the arrival of the response, the emergency dispatch protocol 110 or expedited dispatch protocol 116 may provide instructions that are appropriate to the medical emergency such as the physical condition of the patient, the mental condition of the patient, medicinal needs for the patient, medical equipment needs for the patient, physical assistance needs for the patient, and the like.

[0037] The determinant code provides a categorization code of the type and level of the incident. The code is provided to a Computer Aided Dispatch (CAD) system 120 for processing. The CAD system 120 is a tool used by dispatchers to track and allocate emergency response resources. The CAD system 120 may manage dispatcher tools for processing emergency calls, including but not limited to the emergency dispatch protocol 110 or the expedited dispatch protocol 116, communication resources (e.g., radio system, alpha pager), mapping tools (e.g., global positioning system (GPS) technology, geographic information systems (GIS)), and vehicle location systems (e.g., automatic vehicle location (AVL)). The CAD system 120 may operate in whole or in part on a separate computer in communication with the computer 106. The primary information used in this task is location information of both the incident and units, unit availability, and the type of incident. CAD systems may use third-party solutions, such as E-911, vehicle location transponders, and mobile data terminals (MDTs) for automating the location and availability tasks.

[0038] The computer 106 may include a reporting module 122 to statistically measure the performance of individual staff and overall center performance. The statistics may include compliance rates, call processing statistics, and peer measurements. Once the call is complete, the dispatcher 104 may close the case, and a case summary may be saved. The case summary may be retrieved later for review and/or analysis. The reporting module 122 may determine statistics from the case summaries and/or while the cases are open.

[0039] The computer 106 may include a network interface 130 to send information to and receive information from one or more devices that may be

external to the computer 106. These external devices may include other devices of the dispatch center 102 (e.g., the CAD system 120 and/or the telephone equipment 124) and may also include devices outside the dispatch center 102 (e.g., the phone 136 or other device, such as a laptop computer, used by the information provider 114). The network interface 130 may be connected to one or more networks of any size, such as the Internet and/or a Local Area Network (LAN) associated with the dispatch center 102 in order to facilitate information transfer between the computer 106 and these one or more external devices. By way of example, there may be a network connecting and facilitating information transfer between the computer 106, the CAD system 120, and one or more service vehicles and/or other units that may be dispatched to the location of the patient 112 in response to an incident. This network may also connect and facilitate information transfer between any or all of these devices and other devices, such as the telephone equipment 124 of the dispatch center 102 and/or the phone 136 of the information provider 114.

[0040] The dispatch center 102 includes telephone equipment 124, an input device 126, and an output device 128 to respond to calls and interface with the computer 106. The dispatcher 104 receives calls on the telephone equipment 124, identifies a call as requiring medical attention and initiates the emergency dispatch protocol 110. In identifying the medical emergency the dispatcher 104 asks a series of questions, and while some questions are intuitive some protocol questions may be missed if the dispatcher 104 is not guided. The emergency dispatch protocol 110 provides instructions that are expertly drafted to assist a novice information provider in determining patient needs and condition to thereby provide a suitable medical response. The emergency dispatch protocol 110 may also provide expertly drafted first aid instructions to assist the information provider 114 prior to the arrival of emergency responders.

[0041] FIG. 2 is a flow diagram 200 illustrating the processing of an incoming emergency call to the dispatch center 102 according to one embodiment of an emergency dispatch protocol 110 of the present disclosure. An incoming emergency call may begin with a case entry protocol 202 that guides the dispatcher 104 in gathering initial information. One aim of the case entry protocol 202 may be to obtain sufficient information from the information provider 114 to confirm the location of the medical emergency, the telephone number of the information provider 114, and a description of the medical problem of the patient 112. It may be that all calls

are processed through the case entry protocol 202 to gather initial information. The case entry protocol 202 may include the patient location, information provider telephone number, description of the medical problem of the patient, patient age, patient gender, and any medical issues or complaints. In one embodiment, the case entry protocol 202 may include what is referred to in the field of art as “the four commandments of emergency medical dispatching”: the patient’s age, the status of the patient’s breathing, the status of the patient’s consciousness, and a description of the patient’s medical condition or chief complaint, if any.

[0042] If the case entry protocol 202 determines that the information provider 114 is a member of the general public, then the process continues to the interrogative dispatch protocol 204 which guides the dispatcher 104 by traversing the logic tree of the emergency dispatch protocol 110 using preprogrammed inquiries. The traversal of the logic tree using preprogrammed inquiries may be identified as an interrogation 206 to determine the nature of the medical emergency and, if merited, provide pre-arrival instructions. After determining the nature of the medical emergency, the interrogative dispatch protocol 204 activates the determinant code calculator 118 to generate a determinate code and to dispatch 208 an emergency response with an appropriate medical vehicle and medical personnel.

[0043] The pre-arrival instructions can be tailored to the specific situation and/or condition of the patient 112, and may include treatment sequence scripts covering, inter alia, cardiac arrest, choking, and childbirth. For example, the treatment sequence scripts may enable the dispatcher to guide the information provider in CPR, the Heimlich Maneuver, or emergency childbirth procedures. Typically, the result of properly conveyed (by the dispatcher 104) and executed (by the information provider 114) instructions is a more viable patient 112 at the time the emergency responders arrive.

[0044] If the case entry protocol 202 determines that the information provider 114 is a first responder then the process routes to the expedited dispatch protocol 210. Confirmation of a first responder may be through a dedicated line, verbal confirmation to the dispatcher 104, and the like. The expedited dispatch protocol 210 receives 212 critical patient information such as identification of a main medical problem or incident type, patient age, conscious state, breathing, chest pain, and severe bleeding. The dispatcher 104 may receive verbal confirmation of the predetermined patient information without asking or prompting the information

provider 114. The expedited dispatch protocol 210 may include a list of input fields to receive the patient information as soon as it is spoken by the information provider 114.

[0045] Based on the patient information, the expedited dispatch protocol 210 determines the nature of the medical emergency and activates the determinant code calculator 118 to generate a determinate code. The expedited dispatch protocol 210 dispatches 214 an emergency response with an appropriate medical vehicle and medical personnel. The expedited dispatch protocol 210 may also provide pre-arrival instructions to the information provider 114 as previously discussed. The pre-arrival instructions may be directed to a first responder with expected training in first aid and other emergency medical training.

[0046] Referring to FIGS. 3A-3H, embodiments of a user interface 300 for the emergency dispatch protocol 110 that are displayed to the dispatcher 104 are shown. In the embodiment of FIG. 3A, the user interface 300 may act to gather information for the case entry protocol 202. In the embodiments of FIGS. 3B-3H, the user interface 300 may act to gather information for the expedited dispatch protocol 210 subsequent to the identification by the case entry protocol 202 that the information provider 114 is a first responder. One of skill in the art will appreciate that the user interface 300 may be embodied in various formats and are all within the scope of the invention.

[0047] In FIG. 3A, the user interface 300 provides input fields for the location of the patient 302, the telephone number of the information provider 304, the information provider's problem description 306, whether the information provider is with the patient 308, how many are hurt or sick 310, the patient's age 312, the patient's gender 314, if the patient is conscious 316, if the patient is breathing 318, and a chief complaint code 320.

[0048] The chief complaint code provided to the dispatcher 104 may be used in industry practice and its receipt/usage may instruct the dispatcher 104 and/or the computer 106 to proceed with an expedited priority dispatch. The information provider 114 may verbally confirm to the dispatcher 104 that the information provider 114 is a first responder and prepared to provide unprompted patient information. The dispatcher 104 may enter such known chief complaint code into the user interface 300 to activate the expedited dispatch protocol 210. In the illustrated embodiment, the Chief Complaint Code is entered as "38" which is used to execute

the “Advanced SEND” protocol. The “Advanced SEND” protocol, shown in the user interface 300, is also referred to herein as the expedited dispatch protocol 210.

[0049] At any time during the case entry protocol 202, the information provider 114 who is a caller may verbally confirm to the dispatcher 104 and/or the computer 106 that the information provider 114 is a first responder. The information provider 114 may also call in on, text in on, or otherwise use a dedicated information channel, such as a dedicated line, extension, or radio frequency, the use of which identifies the information provider 114 as a first responder.. The information provider 114 may also be identified as a first responder through the communication of the computer 106 with a software application that is known to be operated on a phone 136 or other device associated with the information provider 114 who a first responder, as will be described further below.

[0050] The case entry protocol 202 may require entry of the location of the patient 302, the number injured 310, patient age 312, conscious state 316, and breathing state 318 before proceeding. This information may be provided via interrogation by the dispatcher 104, or it may be that an information provider 114 who is a first responder provides this information without being prompted by the dispatcher 104. Thus, after an information provider 114 is confirmed as a first responder, other input such as the information provider’s telephone number, the information provider 114 being with the patient 308, and/or the patient gender 314 may not be needed to proceed.

[0051] In FIG. 3B, the user interface 300 prompts the dispatcher 104 to receive the main medical problem or incident type. The user interface 300 may provide a list of problem categories such as “Injuries (TRAUMA)”, “Bleeding (TRAUMA)”, “MEDICAL”, “Bleeding (non-traumatic)”, “Traffic/Transportation incident”, “EXCITED DELIRIUM”, “Tasered”, or “Unknown”. Each of the categories shown in this list (and in similar lists described throughout) may be a pre-scripted input of an expedited dispatch protocol and known to the dispatcher 104 and the information provider 114. Further, the specific arrangement of the categories as shown in this list (and in similar lists described throughout) are given by way of example and not by way of limitation. Other lists with categories or other items other than what has been expressly presented herein are contemplated.

[0052] The dispatcher 104 may highlight and select any one of the problem categories. The information provider 114 may verbally identify the main medical

problem or incident type without being prompted by the dispatcher 104. In FIG. 3B, the problem category is identified as being “Injuries (TRAUMA)”.

[0053] FIG. 3B (and other FIGS. throughout) shows an embodiment of the contents of “Additional Information” field 321. This field may contain information to help the dispatcher 104 appropriately respond to queries that may be presented by the user interface 300. The “Additional Information” field 321 may be displayed by default prior to the selection of, e.g., the problem category by the dispatcher 104 (or by default prior to another input by the dispatcher 104). Alternatively, the dispatcher 104 may have previously selected the associated “Additional Information” tab 323 in order to display the “Additional Information” field 321.

[0054] In FIG. 3C, the user interface 300 prompts the dispatcher 104 to receive the type of injuries/incident. The user interface 300 may provide an option to select “NOT DANGEROUS body area”, “POSSIBLY DANGEROUS body area”, “Chest”, “Neck”, “Head”, “Fall (ground level)”, “MINOR hemorrhage”, “Minor injuries”, or “Critical injuries”. As indicated, “POSSIBLY DANGEROUS body area” is selected.

[0055] FIG. 3C (and other FIGS. throughout) shows an embodiment of a “Question Answers” field 322. The “Question Answers” field 322 may be displayed automatically in response to the selection of the main medical problem category (or other selections described herein) by the dispatcher 104, as described relative to FIG. 3B above. Alternatively, the dispatcher 104 may have selected the associated “Question Answers” tab 325 in order to display the “Question Answers” field 322. The “Question Answers” field 322 is updated with the answer to the previous prompt as the protocol proceeds.

[0056] In FIG. 3D, the user interface 300 prompts the dispatcher 104 as to whether the patient 112 is completely alert. The user interface 300 may provide an option to select “Yes”, “No”, or “Unknown”. As indicated, “Yes” is selected. The user interface 300 may provide a “Question Answers” field 322 to list previously entered answers. This provides a visual indicator to the dispatcher 104 and will be saved as a record. As indicated, the problem category is “Injuries (TRAUMA)” and the first responder report that an injury is to a “POSSIBLY DANGEROUS body area”. As shown, the “Question Answers” field 322 is updated with the answer to the previous prompt as the protocol proceeds.

[0057] In FIG. 3E, the user interface 300 prompts the dispatcher 104 as to whether the patient 112 is having difficulty breathing. The user interface 300 may

provide an option to select “No”, “Yes”, or “Unknown”. As indicated, “Yes” is selected. As shown, the “Question Answers” field 322 is updated with the answer to the previous prompt as the protocol proceeds.

[0058] In FIG. 3F, the user interface 300 prompts the dispatcher 104 as to whether the patient 112 is seriously bleeding. The user interface 300 may provide an option to select “No bleeding now”; “Yes, SERIOUS”; “Unknown”; or “Bleeding, not serious”. As indicated, “No bleeding now” is selected.

[0059] In FIG. 3G, the user interface 300 prompts the dispatcher 104 as to the request of the specific response mode. The first responder is aware of the environment and conditions regarding the medical emergency and is in a better situation to determine the type of response. For example, the first responder may be in a hostile crowd situation or in an active hostage situation where a lights-and-siren situation may aggravate conditions. In one situation, although a high priority may be assigned to an emergency response, the response may come in without the lights and siren as the response vehicle approaches the vicinity. The user interface 300 may provide an option to select “No”, “HOT (lights-and-siren)”, or “COLD (routine)”. If the information provider 114 provides no preference, the dispatcher 104 may enter “No”, and the expedited dispatch protocol 210 may make the determination based on information pre-programmed into the protocol. Once again, the “Question Answers” field 322 is updated with the answer to the previous prompt as the protocol proceeds.

[0060] In FIG. 3H, the user interface 300 provides a summary field 324 which lists the pre-scripted inputs selected by the dispatcher 104. The expedited dispatch protocol 210 activates the determinant code calculator 118 which lists the determinant code as Delta 7. The determinant code may be listed in the send field 326 which prompts the dispatcher 104 to confirm generation of an emergency response. This confirmation may occur when the dispatcher 104 uses the input device 126 to interact with the computer 106 in a specific way (e.g., by using a mouse to click on the send field 326). The user interface 300 may also include a determinants field which displays the various determinant codes 328.

[0061] The embodiments of FIGS. 4A-4F illustrate another example of the use of a user interface to gather information for an expedited dispatch protocol such as the expedited dispatch protocol 210. In FIG. 4A, a new case entry has already been made and the user interface 400 now prompts the dispatcher 104 to enter the main

medical problem category. The user interface 400 provides a list of problems to facilitate dispatcher selection as soon as the information provider 114 provides the problem. Once again, in using the expedited dispatch protocol 210 it is anticipated that the information provider 114 is a trained first responder who is aware of the pre-scripted inputs and does not need to be prompted. Accordingly, the information provider 114 may quickly convey the pre-scripted inputs and the dispatcher 104 may proceed through the expedited dispatch protocol 210 quickly and save precious time. In the illustrated embodiment of FIG. 4A, the dispatcher 104 has highlighted "Bleeding (TRAUMA)".

[0062] In FIG. 4B, the user interface 400 prompts to confirm if the patient 112 is completely alert. The user interface 400 may provide an option to select "Yes", "No", or "Unknown". As indicated, "Yes" is selected. As in the previous embodiment, the user interface 400 may include a "Question Answers" field 402 to list previously entered answers.

[0063] In FIG. 4C, the user interface 400 prompts the dispatcher 104 as to whether the patient 112 is having difficulty breathing. The user interface 400 may provide an option to select "No", "Yes", or "Unknown". As indicated, "No" is selected. The "Question Answers" field 402 is updated with the answer to the previous prompt as the protocol proceeds.

[0064] In FIG. 4D, the user interface 400 prompts the dispatcher 104 as to the severity of the patient bleeding. The problem has already been identified as bleeding, and the user interface 400 may provide the options of "No", "Yes", "Unknown", or "Insignificant". As indicated, "Yes" is selected in response to the question of whether the blood is spurting or pouring out.

[0065] In FIG. 4E, the user interface 400 prompts the dispatcher 104 as to the request of the specific response mode. The user interface 400 provides an option to select "No", "HOT (lights-and-siren)", or "COLD (routine)". As indicated, the "Hot (lights-and-siren)" option is selected.

[0066] In FIG. 4F, the user interface 400 provides a summary field 404 which lists the pre-scripted inputs selected by the dispatcher 104. The expedited dispatch protocol 210 activates the determinant code calculator 118 which lists the determinant code as Bravo 2. The determinant code may be listed in the send field 406 which prompts the dispatcher 104 to confirm generation of an emergency response. The user interface 400 may also include a determinants field which

displays the various determinant codes 408. As shown, in some embodiments the user interface 400 may also highlight higher determinant codes that may be used to “Override” the calculated determinant code.

[0067] The embodiments of FIGS. 5A-5E illustrate another example of the use of a user interface to gather information for an expedited dispatch protocol such as the expedited dispatch protocol 210. In FIG. 5A, the user interface 500 prompts the dispatcher 104 to enter the main medical problem category. In the illustrated embodiment of FIG. 5A, the dispatcher 104 has highlighted “MEDICAL”.

[0068] In FIG. 5B, the user interface 500 prompts for the type of incident. The user interface 500 may provide an option to select “Chest pain/discomfort”, “STROKE”, “Seizure”, “Other serious illness”, or “Minor illness”. In the illustrated embodiment of FIG. 5B, the dispatcher 104 has selected “Other serious illness”.

[0069] In FIG. 5C, the user interface 500 prompts the dispatcher 104 as to whether the patient 112 is having difficulty breathing. The user interface 500 may provide an option to select “No”, “Yes”, or “Unknown”. As indicated, “Yes” is selected. The “Question Answers” field 502 is updated with the answer to the previous prompt as the protocol proceeds.

[0070] In FIG. 5D, the user interface 500 prompts the dispatcher 104 to the specific response mode and “No” is selected.

[0071] In FIG. 5E, the user interface 500 provides a summary field 504 which lists the pre-scripted inputs selected by the dispatcher 104. The expedited dispatch protocol 210 activates the determinant code calculator 118 which lists the determinant code as Delta 7. The determinant code may be listed in the send field 506 which prompts the dispatcher 104 to confirm generation of an emergency response.

[0072] The embodiments of FIGS. 6A-6F illustrate another example of the use of a user interface to gather information for an expedited dispatch protocol such as the expedited dispatch protocol 210. In FIG. 6A, the user interface 600 prompts for a main medical problem category and “Bleeding (non-traumatic)” is selected.

[0073] In FIG. 6B, the user interface 600 prompts as to whether the patient 112 is completely alert and “No” is selected.

[0074] In FIG. 6C, the user interface 600 prompts as to whether the patient is having difficulty breathing and “No” is selected.

[0075] In FIG. 6D, the user interface 600 prompts as to whether the bleeding, previously selected as the problem, is serious. In the illustrated embodiment, “No” is selected.

[0076] In FIG. 6E, the user interface 600 prompts the dispatcher 104 to the specific response mode and “No” is selected.

[0077] In FIG. 6F, the user interface 600 provides a summary field 602 and illustrates the determinant code Delta 6 in the send field 604.

[0078] The embodiments of FIGS. 7A-7G illustrate another example of the use of a user interface to gather information for an expedited dispatch protocol such as the expedited dispatch protocol 210. In FIG. 7A, the user interface 700 prompts for a main medical problem category and “Traffic/Transportation incident” is selected.

[0079] In FIG. 7B, the user interface 700 prompts as to the type of injury/incident resulting from traffic or transportation and “Critical injuries” is selected.

[0080] In FIG. 7C, the user interface 700 prompts as to whether the patient 112 is completely alert and “Yes” is selected.

[0081] In FIG. 7D, the user interface 700 prompts as to whether the patient 112 is having difficulty breathing and “Unknown” is selected.

[0082] In FIG. 7E, the user interface 700 prompts as to whether the patient is experiencing serious bleeding and “Bleeding, not serious” is selected.

[0083] In FIG. 7F, the user interface 700 prompts the dispatcher 104 to the specific response mode and “HOT (lights-and-siren)” is selected.

[0084] In FIG. 7G, the user interface 700 provides a summary field 702 and illustrates the determinant code Delta 3 in the send field 704.

[0085] The embodiments of FIGS. 8A-8D illustrate another example of the use of a user interface to gather information for an expedited dispatch protocol such as the expedited dispatch protocol 210. In FIG. 8A, the user interface 800 prompts for a main medical problem category and “EXCITED DELIRIUM” is selected.

[0086] In FIG. 8B, the user interface 800 prompts as to whether the patient 112 is in protective custody and “No” is selected. As can be seen in the “Questions Answers” field 802, the expedited dispatch protocol may have inferred from the previous selection of “EXCITED DELIRIUM” that the victim is not fully alert, without the need for a report as such from the first responder or entry of such status by the dispatcher 104.

[0087] In FIG. 8C, the user interface 800 prompts the dispatcher 104 to the specific response mode and “Cold (routine)” is selected.

[0088] In FIG. 8D, the user interface 800 provides a summary field 804 and illustrates the determinant code Delta 1 in the send field 806.

[0089] The embodiments of FIGS. 9A-9E illustrate another example of the use of a user interface to gather information for an expedited dispatch protocol such as the expedited dispatch protocol 210. In FIG. 9A, the user interface 900 prompts for a main medical problem category and “Tasered” is selected.

[0090] In FIG. 9B, the user interface 900 prompts as to whether the patient 112 is completely alert and “Yes” is selected.

[0091] In FIG. 9C, the user interface 900 prompts as to whether the patient 112 is in protective custody and “Yes” is selected.

[0092] In FIG. 9D, the user interface 900 prompts the dispatcher 104 to the specific response mode and “COLD (routine)” is selected.

[0093] In FIG. 9E, the user interface 900 provides a summary field 902 and illustrates the determinant code Bravo 3 in the send field 904. As shown, in some embodiments the user interface 900 may also highlight higher determinant codes that may be used to “Override” the calculated determinant code.

[0094] The embodiments of FIGS. 10A-10F illustrate another example of the use of a user interface to gather information for an expedited dispatch protocol such as the expedited dispatch protocol 210. In FIG. 10A, the user interface 1000 prompts for a main medical problem category and “Unknown” is selected.

[0095] In FIG. 10B, the user interface 1000 prompts as to whether the problem category is trauma or medical and “MEDICAL” is selected.

[0096] In FIG. 10C, the “Question Answers” field 1002 confirms that this is a medical situation, the user interface 1000 prompts as to whether the patient 112 is completely alert, and “No” is selected.

[0097] In FIG. 10D, the user interface 1000 prompts to confirm if the patient 112 is having difficulty breathing and “No” is selected.

[0098] In FIG. 10E, the user interface 1000 prompts the dispatcher 104 to the specific response mode and “Hot (lights-and-siren)” is selected.

[0099] In FIG. 10F, the user interface 1000 provides a summary field 1004 and illustrates the determinant code Delta 6 in the send field 1006.

[0100] As demonstrated in FIGS. 3B-10E, the expedited dispatch protocol 210 prompts for different input depending on the initial problem category. Thus, the expedited dispatch protocol 210 navigates different paths through the logic tree of the emergency dispatch protocol 110 depending on the problem, incident, or chief complaint.

[0101] Referring to FIGS. 11A and 11B, the front and back of an “Advanced SEND” card 1100 is shown. The card 1100 may be carried by a first responder information provider 114 as a reminder for the pre-scripted input that is to be relayed to the dispatcher 104. In proceeding through the different problems or incidents, the card 1100 lists the necessary pre-scripted inputs. Although it is expected that first responders are trained as to the pre-scripted input, the card 1100 provides a quick visual reminder. As can be appreciated, in highly stressful situations, a first responder may benefit from a visual reminder. The first responder information provider 114 provides the pre-scripted input listed on the card 1100 without waiting for dispatcher queries. Should a first responder hesitate or fail to provide a pre-scripted input, the expedited dispatch protocol 210 provides a visual indication to the dispatcher 104 who can query for that input.

[0102] Uses of the emergency dispatch protocol 110 not involving telephone calls will now be discussed.

[0103] FIGS. 12A-12H illustrate embodiments of a user interface of a software application for use with the emergency dispatch protocol 110. A smartphone 1202 displays a user interface 1204 of a software application that may communicate with the emergency dispatch protocol 110 of the dispatch center 102. The smartphone may be the phone 136 of FIG. 1. The software application may communicate with the computer 106 of the dispatch center 102 via the network interface 130 to receive prompts and provide responses to the emergency dispatch protocol 110 without dispatcher 104 acting to provide the prompts or to enter the responses. The software application may be used by, e.g., an information provider 114 who is a first responder who is with a victim.

[0104] In FIG. 12A, the user interface 1204 prompts the information provider 114 to provide initial information regarding the emergency to the software application. This initial information may include information that would be gathered via the case entry protocol 202 for processing an incoming emergency call to a dispatch center 102. It may correspond to, e.g., the fields discussed in relation to

FIG. 3A above. In the embodiment of 12A, the user interface 1204 provides input fields for the location of the patient 1206, the telephone number of the information provider 1208, the information provider's problem description 1210, whether the information provider is with the patient 1212, how many are hurt or sick 1214, the patient's age 1216, the patient's gender 1218, if the patient is conscious 1220, and if the patient is breathing 1222. In the specific embodiment of FIG. 12A, it is assumed that the user of the software application is a first responder that intends to activate the expedited dispatch protocol 210, and therefore the chief complaint code field is therefore not presented to the user. Other embodiments where this field may be used (e.g., where the information provider 114 using the software application is not a trained first responder) are contemplated. Throughout embodiments of FIG. 12, the "Next" button 1224 may give the information provider 114 the option to go forward to a next screen to continue entering information, where the screens may further be ordered in the order presented in FIGS 12A-12G.

[0105] In FIG. 12B, the user interface 1204 begins receiving input from the information provider 114 corresponding to the information needed by the expedited dispatch protocol 210 of the dispatch center 102. The user interface 1204 may provide a text prompt and a drop-down box that, when selected, presents a selectable list of main medical problem categories such as "Injuries (TRAUMA)", "Bleeding (TRAUMA)", "MEDICAL", "Bleeding (non-traumatic)", "Traffic/Transportation incident", "EXCITED DELIRIUM", "Tasered", or "Unknown". The information provider 114 may select on one of the problem categories. In FIG. 12B, the problem category is identified as being "Injuries (TRAUMA)". Throughout embodiments of FIG. 12, the "Back" button 1226 may give the information provider 114 the option to go back to a previous screen should the information provider 114 wish to change any information on a previous screen. As before, the "Next" button 1224 may give the information provider 114 the option to go forward to a next screen to continue entering information.

[0106] FIG. 12B (and additional FIGS. herein) illustrates an "Additional Information" button 1228 on the user interface 1204 of the software application of the smartphone 1202. This button may open information to help the information provider 114 appropriately respond to queries that may be presented by the user interface 1204. This screen may display, e.g., the same (or substantially similar) information

as what is contained on the “Additional Information” tab discussed in more detail in relation to FIG. 3B above.

[0107] In FIG. 12C, the user interface 1204 prompts the information provider 114 to input the type of injuries/incident. Once the corresponding drop-down box is selected, the user interface 1204 may provide an option to select “NOT DANGEROUS body area” “POSSIBLY DANGEROUS body area”, “Chest”, “Neck”, “Head”, “Fall (ground level)”, “MINOR hemorrhage”, “Minor injuries”, or “Critical injuries”. As indicated, “POSSIBLY DANGEROUS body area” is selected. As shown, the user interface 1204 may retain the previous prompt and response on the screen and add the new prompt and drop-down box to the bottom of the of the previous prompt and response. As before, the “Next” button 1224 and the “Back” button 1226 give the information provider 114 the option to traverse the various screens.

[0108] In FIG. 12D, the user interface 1204 prompts the information provider 114 as to whether the patient 112 is completely alert. Once the corresponding drop-down box is selected, The user interface 300 may provide an option to select Yes, No, or Unknown. As indicated, “Yes” is selected. As shown, the user interface 1204 may continue to retain the previous prompts and responses on the screen and add the new prompt and drop-down box to the bottom of these previous prompts and responses. As before, the “Next” button 1224 and the “Back” button 1226 give the information provider 114 the option to traverse the various screens.

[0109] In FIG. 12E, the user interface 1204 prompts the information provider 114 as to whether the patient 112 is having difficulty breathing. Once the corresponding drop-down box is selected, the user interface 1204 may provide an option to select “No”, “Yes”, or “Unknown”. As indicated, “Yes” is selected. As shown, the display of the new prompt and drop-down box beneath the previous prompts and responses continues. As before, the “Next” button 1224 and the “Back” button 1226 give the information provider 114 the option to traverse the various screens.

[0110] In FIG. 12F, the user interface 1204 prompts the information provider 114 as to whether the patient 112 is seriously bleeding. Once the corresponding drop-down box is selected, the user interface 1204 may provide an option to select “No bleeding now”; “Yes, SERIOUS”; “Unknown”; or “Bleeding, not serious”. As indicated, “No bleeding now” is selected. As shown, the display of the new prompt

and drop-down box beneath the previous prompts and responses continues. As before, the “Next” button 1224 and the “Back” button 1226 give the information provider 114 the option to traverse the various screens.

[0111] In FIG. 12G, the user interface 1204 prompts the information provider 114 as to the request of the specific response mode. Once the corresponding drop-down box is selected, the user interface 1204 may provide an option to select “No”, “HOT (lights-and-siren)”, or “COLD (routine)”. As indicated, “No” is selected. As shown, the display of the new prompt and drop-down box beneath the previous prompts and responses continues. As before, the “Next” button 1224 and the “Back” button 1226 give the information provider 114 the option to traverse the various screens.

[0112] In FIG. 12H, the user interface 1204 now displays “Send to Dispatcher” button 1230, which may act to provide the information gathered as described in relation to FIGS. 12A-12G to the computer 106 of the dispatch center 102 via the network interface 130. By pressing the “Send to Dispatcher” button 1230, the information provider 114 may also signal to the computer 106 to use the provided information with the determinant code calculator 118 to generate a determinant code and alert the dispatcher 104. As shown in the embodiment of FIG. 12H, the user interface 1204 may also be equipped to show a projected determinant code that will likely be used by the dispatcher 104 when they receive the information that has been collected as described in FIGS. 12A-12G from the information provider 114. As before, the “Back” button 1226 gives the information provider 114 the option to return to the prior screens. Use of this sent information after it is received by the computer 106 of the dispatch center 102 will be described further below.

[0113] FIG. 13 illustrates an embodiment of a text message for an emergency dispatch protocol 110. Rather than calling into the dispatch center 102 to verbally relay information to a dispatcher 104 to enter into the computer for use with the case entry protocol 202 and/or the expedited dispatch protocol 210, an information provider 114 may use a cellular phone 1302 to send a first text message 1304 comprising one or more pieces of that information directly to the computer 106 of the dispatch center 102. The cellular phone 1302 may be the phone 136. The cellular phone 1302 may be, but need not be, a smartphone. The first text message 1304 may list one or more items of information needed by the case entry protocol 134 and/or the expedited dispatch protocol 116, as those items of information have been

heretofore described. The information provider 114 may be aware of some or all of the items of information useful to a particular path through the case entry protocol 134 and/or the expedited dispatch protocol 116 due to training and/or through the use of information on an outside resource (e.g., the “Advanced SEND” card of FIGS. 11A-11B) to jog their memory. Use of the information found in the first text message 1304 after it is received by the computer 106 of the dispatch center 102 is described further below.

[0114] It is further contemplated that rather than sending a text message to the computer 106 of the dispatch center 102, an information provider 114 may instead call the computer 106 and verbally relay needed information for a case entry protocol 134 and/or the expedited dispatch protocol 116 to an automated system of the computer 106. This system may use voice recognition to parse the information that has been so provided. This parsing may occur in real time and/or using a recording of the verbal information from the information provider 114. The computer 106 may then treat this information similarly to the case of information received from a mobile application or text message.

[0115] Upon receiving direct information from the information provider 114 (e.g., via the mobile application of FIGS. 12A-12G and/or the text message/voice methods described in relation to FIG. 13), the computer 106 may then activate the determinant code calculator 118 and use it with the received information. Once this is complete, the computer 106 may alert the dispatcher 104 of the new information and/or the new determinant code calculation (e.g., via a noise and/or an on-screen or other visual indication).

[0116] It may be that the new information (however received) and the corresponding new determinant code calculation is then displayed to the dispatcher using embodiments of a user interface of the computer 106 as already described herein. Note that both the path through the expedited dispatch protocol 210 taken by the mobile application of FIGS. 12B-12G and the information in the first text message 1304 correspond to the path taken via dispatcher input in FIGS. 3B-3G. In this case, it may then follow that the received information and calculated determinant code are presented to the dispatcher 104 on a user interface of the computer 106 in substantially similar manner as shown in FIG. 3H. The dispatcher 104 would then be free to review the received information in a summary field like that of the summary field 324 in FIG. 3H and confirm the generation of an emergency response

corresponding to the calculated determinant code by using a send field like that of the send field 326 in FIG. 3H.

[0117] Should the information provider 114 use the user interface 1204 of the software on the smartphone 1202 (or other device) to instead take a different path through the expedited dispatch protocol 210 (or should the provided text message/voice data correspond to a different path through the expedited dispatch protocol 210) than the path described in FIGS. 3B-3G, it is anticipated that the user interface displayed by the computer 106 of the dispatch center 102 for the dispatcher 104 after receiving that new information would be correspondingly different. Examples of other possible displayed results that correspond to different paths taken through the expedited dispatch protocol 210 (and thus potentially different calculated determinant codes) are shown in, e.g., FIGS. 4F, 5E, 6F, 7G, 8D, 9E, and 10F.

[0118] Once the dispatcher 104 has confirmed an emergency response to be dispatched (e.g., via communication with the CAD system 120, as described above), a reply may be sent by the computer 106 to the information provider 114 to confirm the dispatch to the information provider 114. This reply may be, e.g., a dialog box in presented in the user interface 1204, a text message response (e.g., the second text message 1306), or a return phone call, among other contemplated methods. The reply may include the determinant code used by the dispatcher 104 as part of the dispatch

[0119] As disclosed, an expedited dispatch protocol allows a first responder to communicate with a dispatch center 102 and provide patient information with little or no prompting from a dispatcher 104 and receive expedited processing. The expedited dispatch protocol processes the patient information and generates a determinant code which indicates the priority of the emergency. The expedited dispatch protocol provides a uniform, consistent result to objectively select priority and generate an appropriate emergency response. Accordingly, uniform and consistent results are achieved through the disclosed system and variance due to human subjectivity is minimized.

[0120] While specific embodiments and applications of the disclosure have been illustrated and described, it is to be understood that the disclosure is not limited to the precise configuration and components disclosed herein. Various modifications, changes, and variations apparent to those of skill in the art may be made in the

arrangement, operation, and details of the methods and systems of the disclosure without departing from the spirit and scope of the disclosure.

CLAIMS

1. A computer system to perform a method to assist a dispatcher in responding to an information provider requesting an emergency medical response for a patient of a medical emergency, comprising:

a processor;

an input device in electrical communication with the processor;

an output device in electrical communication with the processor; and

a memory in electrical communication with the processor, and having stored thereon:

an expedited dispatch protocol to receive information as pre-scripted inputs provided by the information provider without the dispatcher prompting the information provider, the expedited dispatch protocol to determine the nature of the medical emergency based on the pre-scripted inputs; and

a determinant calculator to automatically generate a determinant code from one of a plurality of pre-established determinant codes, the determinant code indicating a priority of the emergency medical response based on the information provided by the information provider, the computer system providing, responsive to an input to the computer system from the dispatcher, the determinant code to a computer aided dispatch system to generate an emergency dispatch response.

2. The computer system of claim 1, further including an emergency dispatch protocol comprising the expedited dispatch protocol and an interrogative dispatch protocol, the interrogative dispatch protocol to receive information from the information provider using preprogrammed inquiries for the dispatcher to ask the information provider.

3. The computer system of claim 2, wherein the emergency dispatch protocol is to proceed with the expedited dispatch protocol responsive to an information provider that is identified as a first responder.

4. The computer system of claim 3, wherein the information provider is identified as a first responder through verbal communication with the dispatcher.

5. The computer system of claim 3, wherein the information provider is identified as a first responder through the use of a dedicated information channel.

6. The computer system of claim 2, wherein the emergency dispatch protocol is to proceed with the interrogative dispatch protocol responsive to an information provider that is not identified as a first responder.

7. The computer system of claim 2, the emergency dispatch protocol further comprising a case entry protocol to collect initial information before the emergency dispatch protocol proceeds with another protocol.

8. The computer system of claim 7, wherein the initial information includes a conscious state of the patient.

9. The computer system of claim 8, wherein the initial information includes a patient's age.

10. The computer system of claim 1, wherein the expedited dispatch protocol provides, on a user interface of the computer system, a summary of provided pre-scripted inputs and the determinate code.

11. The computer system of claim 1, wherein the information as pre-scripted inputs is provided by the information provider via a smartphone application.

12. The computer system of claim 1, wherein the information as pre-scripted inputs is provided by the information provider via a text message.

13. A computer readable medium comprising computer readable instruction code to perform a method to assist a dispatcher in responding to an information provider requesting an emergency medical response for a patient of a medical emergency, the method comprising:

receiving pre-scripted inputs from a first responder information provider without the dispatcher prompting the first responder information provider;

determining the nature of the medical emergency based on the pre-scripted inputs;

automatically generating a determinant code, from one of a plurality of pre-established determinant codes, the determinant code indicating a priority of the emergency medical response based on the pre-scripted inputs; and

providing, responsive to an input to a computer from the dispatcher, the determinant code to a computer aided dispatch system to generate an emergency dispatch response.

14. The computer readable medium of claim 13, wherein the method further comprises providing, on a user interface, a pre-scripted interrogation comprising a plurality of preprogrammed inquiries for the dispatcher to ask the information

provider to systematically obtain a description of the medical emergency, wherein the description of the medical emergency comprises information provider responses to the plurality of preprogrammed inquiries.

15. The computer readable medium of claim 13, wherein the method further comprises identifying the information provider as a first responder.

16. The computer readable medium of claim 13, wherein the pre-scripted inputs include a main medical problem of the patient.

17. The computer readable medium of claim 13, wherein the pre-scripted inputs include an indication that an injury is in a possibly dangerous body area.

18. The computer readable medium of claim 13, wherein the pre-scripted inputs include patient chest pains.

19. The computer readable medium of claim 13, wherein the pre-scripted inputs include patient bleeding.

20. The computer readable medium of claim 13, wherein the pre-scripted inputs include a response mode of the emergency medical response.

21. The computer readable medium of claim 13, wherein the method further includes providing to a dispatcher, on a user interface, a summary of entered pre-scripted inputs and the determinate code.

22. The computer readable medium of claim 13, wherein the pre-scripted inputs are received from the first responder information provider via a software application of a smartphone of the first responder information provider.

23. The computer readable medium of claim 13, wherein the pre-scripted inputs are received from the first responder information provider via a text message from a cellular phone of the first responder information provider.

24. A method for responding to an information provider requesting an emergency medical response for a patient of a medical emergency, the method comprising:

receiving pre-scripted inputs from an information provider without a dispatcher prompting the information provider;

determining the nature of the medical emergency based on the pre-scripted inputs;

automatically generating a determinant code, from one of a plurality of pre-established determinant codes, the determinant code indicating a priority of the emergency medical response based on the pre-scripted inputs; and

providing the determinant code to a computer aided dispatch system to generate an emergency dispatch response.

25. The method of claim 24, wherein the pre-scripted inputs from an information provider are received via a smartphone application.

26. The method of claim 24, wherein the pre-scripted inputs from an information provider are received via a text message.

1/59

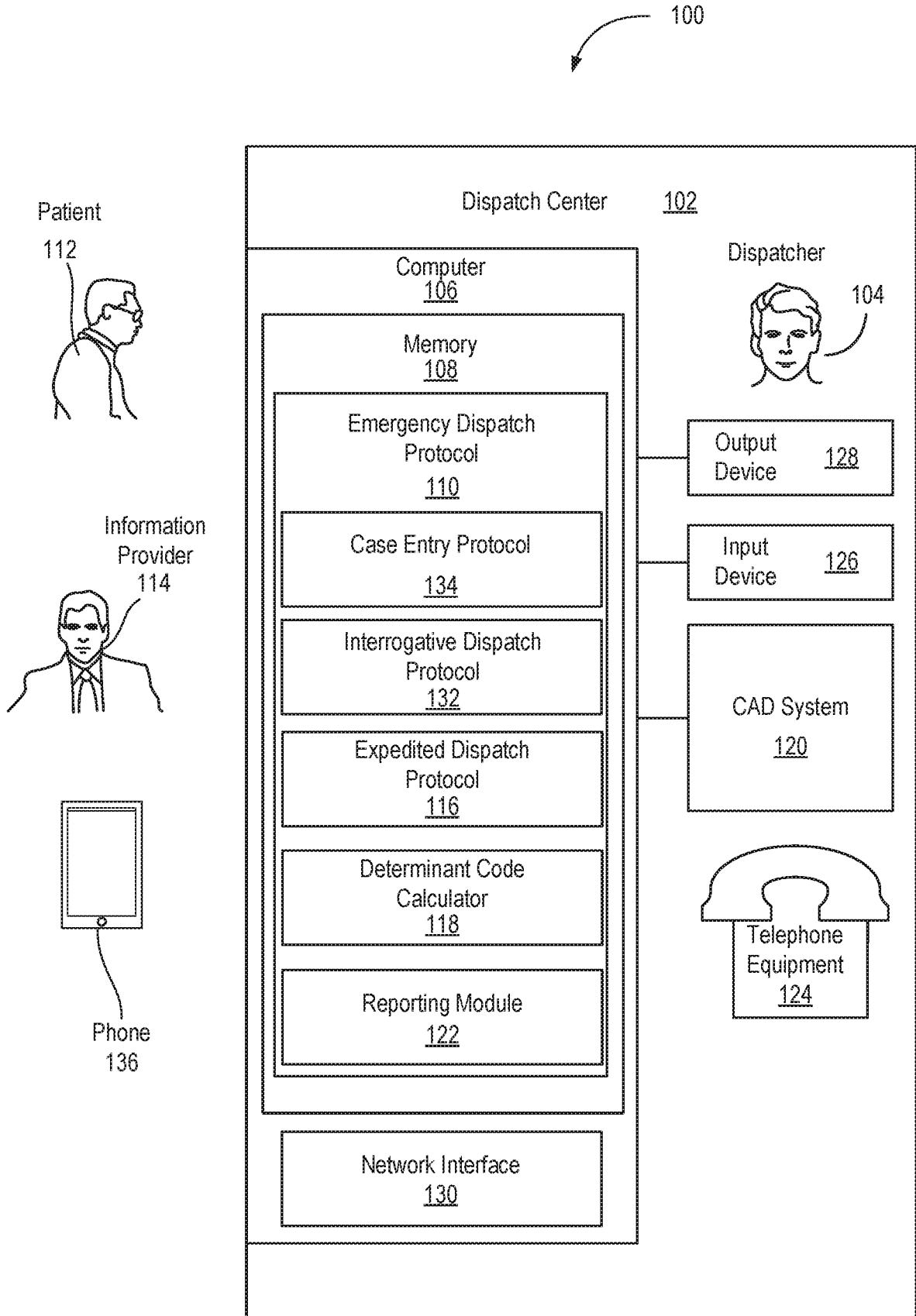


FIG. 1

200

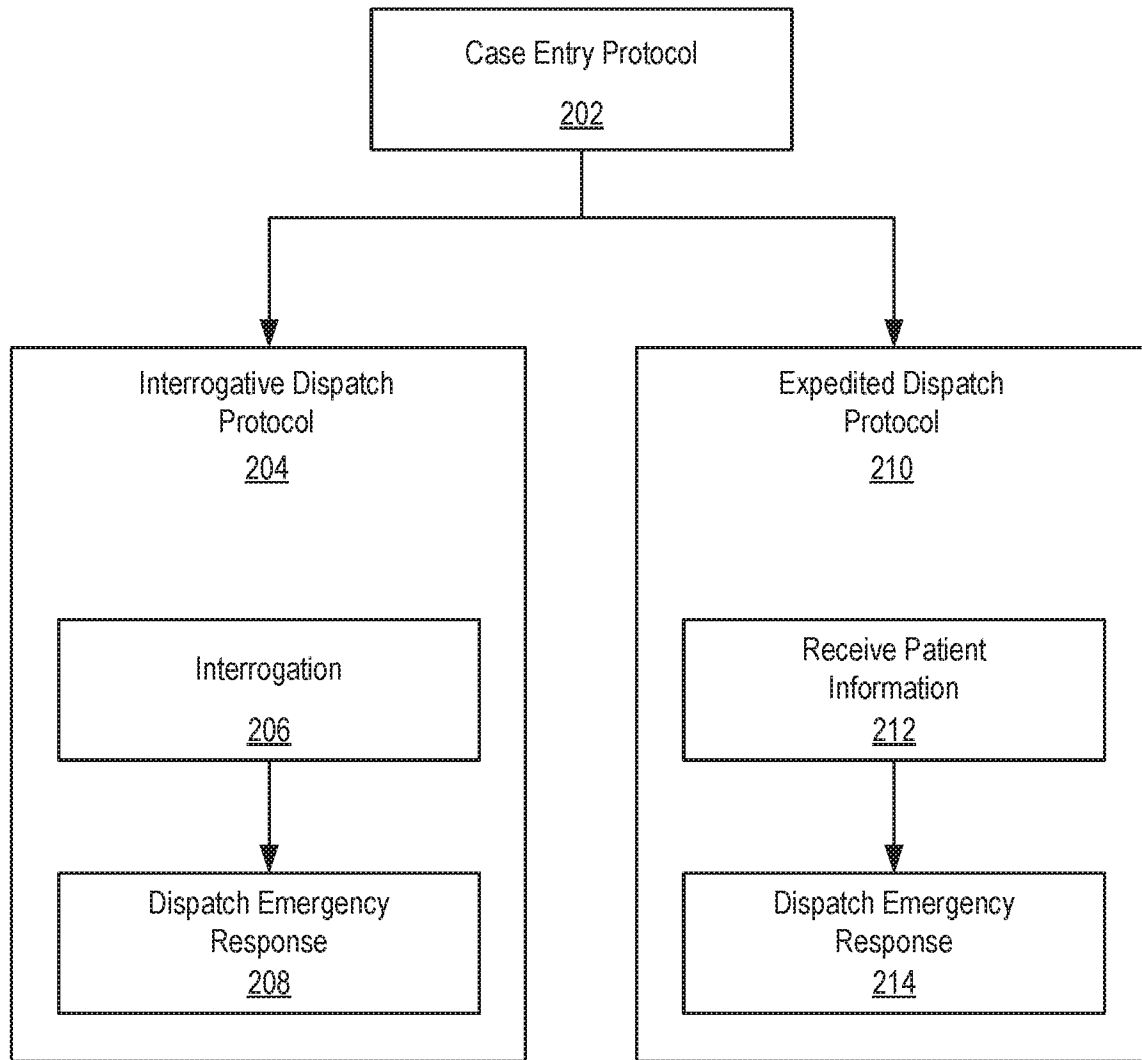


FIG. 2

Paramount for Medical

File View Spec Logs Options Go to Language Tabs Version About ProQA

6:36

Entry KQ PDI/CEI DLS Summary

Case Entry | Additional Information

Location is: 302

Phone number is: 304

Caller's problem description is: 306

With patient now: Yes 308

Number of hurt/sick is: 1 310

Patient's age is: 45 312 year(s)

Patient's gender is: Male 314

Is he awake (conscious)? Yes 316

Is he breathing? No 318

Chief Complaint Code? 38 320
Advanced SEND (Medical Miranda)

Enter the Chief Complaint code that most closely describes the foremost symptom or incident
(1st party) If breathing appears to be INEFFECTIVE, back up to change the Breathing auto-answer from "Yes."

Critical Caller Danger Instructions

pd
MPDS 13.1.105 10/26/2017

O: NAE
C: NAE

45-Year-Old, Male, Conscious, Not Breathing.

FIG. 3A

Paramount for Medical

File View Spec Logs Options Go to Language Tabs Version About ProQA

4:00 38: Advanced SEND (Medical Miranda)

Entry KQ PDI/CEI DLS Summary

1. ∅ Select the problem category.

323

Question Answers Additional Information Probl Suffix

- Injuries (TRAUMA)
- Bleeding (TRAUMA)
- MEDICAL
- Bleeding (non-traumatic)
- Traffic/Transportation incident
- EXCITED DELIRIUM
- Tasered
- Unknown

POSSIBLY DANGEROUS Body Area

- Abdomen
- Amputation (excluding finger/toe)
- Back
- Chest (breathing normally)
- Genitalia
- Groin
- Head (alert) 321
- Hip/Pelvis
- Leg, upper
- Neck (breathing normally)

NOT DANGEROUS Body Area

- Ankle
- Arm, upper
- Collar bone (clavicle)
- Elbow
- Foot
- Forearm
- Hand
- Knee
- Leg, lower
- Shoulder
- Tailbone (coccyx)
- Toe
- Wrist

INEFFECTIVE BREATHING

The following, or reasonable equivalents, when volunteered at any point during case Entry (code as ECHO on 2,6,9,11,15,31):

- "Barely breathing"
- "Can't breathe at all"
- "Fighting for air"
- "Gasping for air" (AGONAL BREATHING)
- "Just a little" (AGONAL BREATHING)
- "Making funny noises" (AGONAL BREATHING)

pdv
MPDS 13.1.105 10/26/2017

O: NAE
C: NAE

45-Year-Old, Male, Conscious, Not Breathing.

FIG. 3B

Paramount for Medical

File View Spec Logs Options Go to Language Tabs Version About ProQA

19:37 38: Advanced SEND (Medical Miranda)

Entry KQ PDI/CEI DLS Summary

2. ∅ Type of injuries/incident:

325

Question Answers Additional Information Problem Suffix

1. The problem category is injuries (TRAUMA).

NOT DANGEROUS body area
POSSIBLY DANGEROUS body area
Chest
Neck
Head
Fall (ground level)
MINOR hemorrhage
Minor injuries
Critical injuries

322

pdv
MPDS 13.1.105 10/26/2017 O: NAE
C: NAE 45-Year-Old, Male, Conscious, Not Breathing.

FIG. 3C

Paramount for Medical

File View Spec Logs Options Go to Language Tabs Version About ProQA

22:15 38: Advanced SEND (Medical Miranda)

| | | | | |
|-------|----|---------|-----|---------|
| Entry | KQ | PDI/CEI | DLS | Summary |
|-------|----|---------|-----|---------|

3. Is he completely alert (responding appropriately)?

| |
|---------|
| Yes |
| No |
| Unknown |

| | | | | |
|------------------|------------------------|------------------|--------------------------|------------|
| Question Answers | Additional Information | Problem Suffixes | Determinants w/ Suffixes | Det. Codes |
|------------------|------------------------|------------------|--------------------------|------------|

1. The problem category is injuries (TRAUMA).
2. An officer reports an injury to a POSSIBLY DANGEROUS body area.

322

| | | |
|--------------------------------|------------------|--|
| pd MPDS 13.1.105 10/26/2017 | O: NAE C: NAE | 45-Year-Old, Male, Conscious, Not Breathing. |
|--------------------------------|------------------|--|

FIG. 3D

Paramount for Medical

File View Spec Logs Options Go to Language Tabs Version About ProQA

24:07 38: Advanced SEND (Medical Miranda)

| | | | | |
|-------|----|---------|-----|---------|
| Entry | KQ | PDI/CEI | DLS | Summary |
|-------|----|---------|-----|---------|

4. Is he having any difficulty breathing?
(Ø Only ask if "difficult breathing" status was not provided in Case Entry.)

| |
|---------|
| No |
| Yes |
| Unknown |

| | | | | |
|------------------|------------------------|------------------|--------------------------|------------|
| Question Answers | Additional Information | Problem Suffixes | Determinants w/ Suffixes | Det. Codes |
|------------------|------------------------|------------------|--------------------------|------------|

1. The problem category is injuries (TRAUMA).
2. An officer reports an injury to a POSSIBLY DANGEROUS body area.
3. An officer reports he is completely alert (responding appropriately).

322

| | | |
|--------------------------------|------------------|--|
| pd MPDS 13.1.105 10/26/2017 | O: NAE C: NAE | 45-Year-Old, Male, Conscious, Not Breathing. |
|--------------------------------|------------------|--|

FIG. 3E

Paramount for Medical

File View Spec Logs Options Go to Language Tabs Version About ProQA

24:41 38: Advanced SEND (Medical Miranda)

| | | | | |
|-------|----|---------|-----|---------|
| Entry | KQ | PDI/CEI | DLS | Summary |
|-------|----|---------|-----|---------|

5. Is there any SERIOUS bleeding (spurting or pouring)?

- No bleeding now
- Yes, SERIOUS
- Unknown
- Bleeding, not serious

| | | | | |
|------------------|------------------------|------------------|--------------------------|------------|
| Question Answers | Additional Information | Problem Suffixes | Determinants w/ Suffixes | Det. Codes |
|------------------|------------------------|------------------|--------------------------|------------|

1. The problem category is injuries (TRAUMA).
 2. An officer reports an injury to a POSSIBLY DANGEROUS body area.
 3. An officer reports he is completely alert (responding appropriately).
 4. He is having difficulty breathing.

322

| | | |
|---------------------------------|------------------|--|
| pdc MPDS 13.1.105 10/26/2017 | O: NAE C: NAE | 45-Year-Old, Male, Conscious, Not Breathing. |
|---------------------------------|------------------|--|

FIG. 3F

Paramount for Medical

File View Spec Logs Options Go to Language Tabs Version About ProQA

25:13 38: Advanced SEND (Medical Miranda)

Entry KQ PDI/CEI DLS Summary

6. Ø Officer request of a specific response mode?

No
HOT (lights-and-siren)
COLD (routine)

Question Answers Additional Information Problem Suffixes Determinants w/ Suffixes Det. Codes

1. The problem category is injuries (TRAUMA).
2. An officer reports an injury to a POSSIBLY DANGEROUS body area.
3. An officer reports he is completely alert (responding appropriately).
4. He is having difficulty breathing.
5. There is no bleeding now.

322

pdcc
MPDS 13.1.105 10/26/2017 O: NAE C: NAE 45-Year-Old, Male, Conscious, Not Breathing.

FIG. 3G

10/59

300

326

Paramount for Medical ✕

File View Spec Logs Options Go to Language Tabs Version About ProQA ↑

+ ✕ ⊖ ⊕ ⊞ ⊟ ⊠ ⊡ ⊢ ⊣ ⊤ ⊥ ⊦ ⊧ ⊨ ⊩ ⊪ ⊫ ⊬ ⊭ ⊮ ⊯ ⊰ ⊱ ⊲ ⊳ ⊴ ⊵ ⊶ ⊷ ⊸ ⊹ ⊺ ⊻ ⊼ ⊽ ⊾ ⊿

27:05 38: Advanced SEND (Medical Miranda) ☂

| | | | | |
|-------|----|---------|----------------|---------|
| Entry | KQ | PDI/CEI | DLS | Summary |
| | | ↶ | Send: 38-D-7 ↷ | |

KQ Answers

1. The problem category is injuries (TRAUMA).
2. An officer reports an injury to a POSSIBLY DANGEROUS body area.
3. An officer reports he is completely alert (responding appropriately).
4. He is having difficulty breathing. 324
5. There is no bleeding now.
6. A specific response mode has not been requested.

| Determinants | Responses (user-defined) |
|---|--------------------------|
| <ul style="list-style-type: none"> 3 Minor illness 4 MINOR hemorrhage 5 Chest pain/discomfort < 35 (without priority symptoms) 6 Fall (ground level) B 0 Override 1 POSSIBLY DANGEROUS body area 2 SERIOUS hemorrhage 3 Tasered 4 Unknown status (TRAUMA) C 0 Override 1 Chest pain/discomfort ≥ 35 328 2 Childbirth 3 Seizure 4 STROKE 5 Serious illness 6 Unknown status (MEDICAL) D 0 Override 1 Reported EXCITED DELIRIUM 2 HIGH VELOCITY impact 3 Critical injuries 4 Multiple victims 5 Unconscious 6 Not alert 7 Difficulty breathing | Delta |

| | | |
|---------------------------------|------------------|--|
| pdc MPDS 13.1.105 10/26/2017 | O: NAE C: NAE | 45-Year-Old, Male, Conscious, Not Breathing. |
|---------------------------------|------------------|--|

↓

FIG. 3H

Paramount for Medical

File View Spec Logs Options Go to Language Tabs Version About ProQA

24:41 38: Advanced SEND (Medical Miranda)

Entry KQ PDI/CEI DLS Summary

1. Select the problem category.

Question Answers Additional Information Problem Suffix

Injuries (TRAUMA)
Bleeding (TRAUMA)
MEDICAL
Bleeding (non-traumatic)
Traffic/Transportation incident
EXCITED DELIRIUM
Tasered
Unknown

POSSIBLY DANGEROUS Body Area

- Abdomen
- Amputation (excluding finger/toe)
- Back
- Chest (breathing normally)
- Genitalia
- Groin
- Head (alert)
- Hip/Pelvis
- Leg, upper
- Neck (breathing normally)

NOT DANGEROUS Body Area

- Ankle
- Arm, upper
- Collar bone (clavicle)
- Elbow
- Foot
- Forearm
- Hand
- Knee
- Leg, lower
- Shoulder
- Tailbone (coccyx)
- Toe
- Wrist

INEFFECTIVE BREATHING

The following, or reasonable equivalents, when volunteered at any point during case Entry (code as ECHO on 2,6,9,11,15,31):

- "Barely breathing"
- "Can't breathe at all"
- "Fighting for air"
- "Gasping for air" (AGONAL BREATHING)
- "Just a little" (AGONAL BREATHING)
- "Making funny noises" (AGONAL BREATHING)

pdv
MPDS 13.1.105 10/26/2017

O: NAE
C: NAE

45-Year-Old, Male, Conscious, Breathing.

FIG. 4A

12/59

400

Paramount for Medical

File View Spec Logs Options Go to Language Tabs Version About ProQA

3:08 38: Advanced SEND (Medical Miranda)

| | | | | |
|-------|----|---------|-----|---------|
| Entry | KQ | PDI/CEI | DLS | Summary |
|-------|----|---------|-----|---------|

2. Is he completely alert (responding appropriately)?

Yes
No
Unknown

| | | | | |
|------------------|------------------------|------------------|--------------------------|------------|
| Question Answers | Additional Information | Problem Suffixes | Determinants w/ Suffixes | Det. Codes |
|------------------|------------------------|------------------|--------------------------|------------|

1. The problem category is injuries (TRAUMA).

402

| | | |
|---------------------------------|------------------|--|
| pdc MPDS 13.1.105 10/26/2017 | O: NAE C: NAE | 45-Year-Old, Male, Conscious, Breathing. |
|---------------------------------|------------------|--|

FIG. 4B

Paramount for Medical

File View Spec Logs Options Go to Language Tabs Version About ProQA

4:02 38: Advanced SEND (Medical Miranda)

| | | | | |
|-------|----|---------|-----|---------|
| Entry | KQ | PDI/CEI | DLS | Summary |
|-------|----|---------|-----|---------|

3. Is he having any difficulty breathing? (Ø Only ask if "difficulty breathing" status was not provided in Case Entry.)

| |
|---------|
| No |
| Yes |
| Unknown |

| | | | | |
|------------------|------------------------|------------------|--------------------------|------------|
| Question Answers | Additional Information | Problem Suffixes | Determinants w/ Suffixes | Det. Codes |
|------------------|------------------------|------------------|--------------------------|------------|

1. The problem category is injuries (TRAUMA).
2. An officer reports he is completely alert (responding appropriately).

402

| | | |
|--------------------------------|------------------|--|
| pd MPDS 13.1.105 10/26/2017 | O: NAE C: NAE | 45-Year-Old, Male, Conscious, Breathing. |
|--------------------------------|------------------|--|

FIG. 4C

Paramount for Medical

File View Spec Logs Options Go to Language Tabs Version About ProQA

4:02 38: Advanced SEND (Medical Miranda)

| | | | | |
|-------|----|---------|-----|---------|
| Entry | KQ | PDI/CEI | DLS | Summary |
|-------|----|---------|-----|---------|

4. Is the blood spurting or pouring out?

- No
- Yes
- Unknown
- Insignificant

| | | | | |
|------------------|------------------------|------------------|--------------------------|------------|
| Question Answers | Additional Information | Problem Suffixes | Determinants w/ Suffixes | Det. Codes |
|------------------|------------------------|------------------|--------------------------|------------|

1. The problem category is injuries (TRAUMA).
2. An officer reports he is completely alert (responding appropriately).
3. He is not having difficulty breathing.

402

| | | |
|--------------------------------|------------------|--|
| pd MPDS 13.1.105 10/26/2017 | O: NAE C: NAE | 45-Year-Old, Male, Conscious, Breathing. |
|--------------------------------|------------------|--|

FIG. 4D

Paramount for Medical

File View Spec Logs Options Go to Language Tabs Version About ProQA

4:02 38: Advanced SEND (Medical Miranda)

Entry KQ PDI/CEI DLS Summary

5. Ø Officer request of a specific response mode?

No
HOT (lights-and-siren)
COLD (routine)

Question Answers Additional Information Problem Suffixes Determinants w/ Suffixes Det. Codes

1. The problem category is injuries (TRAUMA).
2. An officer reports he is completely alert (responding appropriately).
3. He is not having difficulty breathing.
4. There is blood spurting or pouring out (after dispatch, go to Control Bleeding in DLS Links).

402

pdv
MPDS 13.1.105 10/26/2017 O: NAE
C: NAE 45-Year-Old, Male, Conscious, Breathing.

FIG. 4E

400

406

Paramount for Medical

File View Spec Logs Options Go to Language Tabs Version About ProQA

6:51 38: Advanced SEND (Medical Miranda)

Entry KQ PDI/CEI DLS Summary

Send: 38-B-2H

KQ Answers

1. The problem category is bleeding (TRAUMA).
2. An officer reports he is completely alert (responding appropriately). 404
3. He is not having difficulty breathing.
4. There is blood spurting or pouring out (after dispatch, go to Control Bleeding in DLS Links).
5. A lights-and-siren (HOT) response has been requested.

| Determinants | Responses (user-defined) |
|--|--------------------------|
| A 1 NOT DANGEROUS body area | H: |
| 2 Minor injuries 408 | H: |
| 3 Minor illness | H: |
| 4 MINOR hemorrhage | H: |
| 5 Chest pain/discomfort < 35 (without priority symptoms) | H: |
| 6 Fall (ground level) | H: |
| B 0 Override | H: |
| 1 POSSIBLY DANGEROUS body area | H: |
| 2 SERIOUS hemorrhage | H: Bravo |
| 3 Tasered | H: |
| 4 Unknown status (TRAUMA) | H: |
| C 0 Override | H: Charlie |
| 1 Chest pain/discomfort ≥ 35 | H: |
| 2 Childbirth | H: |
| 3 Seizure | H: |
| 4 STROKE | H: |
| 5 Serious illness | H: |
| 6 Unknown status (MEDICAL) | H: |
| D 0 Override | H: Delta |
| 1 Reported EXCITED DELIRIUM | H: |
| 2 HIGH VELOCITY impact | H: |
| 3 Critical injuries | H: |
| 4 Multiple victims | H: |

pdv
MPDS 13.1.105 10/26/2017

O: NAE
C: NAE

45-Year-Old, Male, Conscious, Breathing.

FIG. 4F

Paramount for Medical

File View Spec Logs Options Go to Language Tabs Version About ProQA

24:41 38: Advanced SEND (Medical Miranda)

Entry KQ PDI/CEI DLS Summary

1. Select the problem category.

Question Answers Additional Information Problem Suffix

Injuries (TRAUMA)
Bleeding (TRAUMA)
MEDICAL
Bleeding (non-traumatic)
Traffic/Transportation incident
EXCITED DELIRIUM
Tasered
Unknown

POSSIBLY DANGEROUS Body Area

- Abdomen
- Amputation (excluding finger/toe)
- Back
- Chest (breathing normally)
- Genitalia
- Groin
- Head (alert)
- Hip/Pelvis
- Leg, upper
- Neck (breathing normally)

NOT DANGEROUS Body Area

- Ankle
- Arm, upper
- Collar bone (clavicle)
- Elbow
- Foot
- Forearm
- Hand
- Knee
- Leg, lower
- Shoulder
- Tailbone (coccyx)
- Toe
- Wrist

INEFFECTIVE BREATHING

The following, or reasonable equivalents, when volunteered at any point during case Entry (code as ECHO on 2,6,9,11,15,31):

- "Barely breathing"
- "Can't breathe at all"
- "Fighting for air"
- "Gasping for air" (AGONAL BREATHING)
- "Just a little" (AGONAL BREATHING)
- "Making funny noises" (AGONAL BREATHING)

pdv
MPDS 13.1.105 10/26/2017

O: NAE
C: NAE

45-Year-Old, Male, Conscious, Breathing.

FIG. 5A

Paramount for Medical

File View Spec Logs Options Go to Language Tabs Version About ProQA

1:04 38: Advanced SEND (Medical Miranda)

| | | | | |
|-------|----|---------|-----|---------|
| Entry | KQ | PDI/CEI | DLS | Summary |
|-------|----|---------|-----|---------|

1. ∅ Type of incident?

- Chest pain/discomfort
- STROKE
- Seizure
- Other serious illness
- Minor illness

| | | | |
|------------------|------------------------|----------------|-------------|
| Question Answers | Additional Information | Probl Suffixes | w/ Suffixes |
|------------------|------------------------|----------------|-------------|

1. The problem category is MEDICAL.

| | | |
|--------------------------------|------------------|--|
| pd MPDS 13.1.105 10/26/2017 | O: NAE C: NAE | 45-Year-Old, Male, Conscious, Breathing. |
|--------------------------------|------------------|--|

FIG. 5B

Paramount for Medical

File View Spec Logs Options Go to Language Tabs Version About ProQA

4:02 38: Advanced SEND (Medical Miranda)

| | | | | |
|-------|----|---------|-----|---------|
| Entry | KQ | PDI/CEI | DLS | Summary |
|-------|----|---------|-----|---------|

4. Is he having any difficulty breathing? (∅
Only ask if "difficulty breathing" status
was not provided in Case Entry.)

| |
|---------|
| No |
| Yes |
| Unknown |

| | | | | |
|------------------|------------------------|------------------|--------------------------|------------|
| Question Answers | Additional Information | Problem Suffixes | Determinants w/ Suffixes | Det. Codes |
|------------------|------------------------|------------------|--------------------------|------------|

1. The problem category is MEDICAL.
2. An officer reports other serious illness.

502

| | | |
|--------------------------------|------------------|--|
| pd MPDS 13.1.105 10/26/2017 | O: NAE C: NAE | 45-Year-Old, Male, Conscious, Breathing. |
|--------------------------------|------------------|--|

FIG. 5C

Paramount for Medical

File View Spec Logs Options Go to Language Tabs Version About ProQA

4:02 38: Advanced SEND (Medical Miranda)

Entry KQ PDI/CEI DLS Summary

4. Ø Officer request of a specific response mode?

No
HOT (lights-and-siren)
COLD (routine)

Question Answers Additional Information Problem Suffixes Determinants w/ Suffixes Det. Codes

1. The problem category is MEDICAL.
2. An officer reports other serious illness.
3. He is having difficulty breathing.

pdcc
MPDS 13.1.105 10/26/2017 O: NAE C: NAE 45-Year-Old, Male, Conscious, Breathing.

FIG. 5D

500
506

Paramount for Medical
✕

File View Spec Logs Options Go to Language Tabs Version About ProQA
↑

3:48 38: Advanced SEND (Medical Miranda)
☂

| | | | | |
|-------|----|----------------|-----|---------|
| Entry | KQ | PDI/CEI | DLS | Summary |
| ← | | Send: 38-D-7 → | | |

| | | |
|------------|---|-----|
| KQ Answers | <ol style="list-style-type: none"> 1. The problem category is MEDICAL. 2. An officer reports other serious illness. 3. He is having difficulty breathing. 4. A specific response mode has not been requested. | 504 |
|------------|---|-----|

| Determinants | Responses (user-defined) |
|---|--------------------------|
| <ul style="list-style-type: none"> 3 MINOR illness 4 MINOR hemorrhage 5 Chest pain/discomfort < 35 (without priority symptoms) 6 Fall (ground level) B 0 Override <ul style="list-style-type: none"> 1 POSSIBLY DANGEROUS body area 2 SERIOUS hemorrhage 3 Tasered 4 Unknown status (TRAUMA) C 0 Override <ul style="list-style-type: none"> 1 Chest pain/discomfort ≥ 35 2 Childbirth 3 Seizure 4 STROKE 5 Serious illness 6 Unknown status (MEDICAL) D 0 Override <ul style="list-style-type: none"> 1 Reported EXCITED DELIRIUM 2 HIGH VELOCITY impact 3 Critical injuries 4 Multiple victims 5 Unconscious 6 Not alert 7 Difficulty breathing | |
| | Delta |

| | | |
|--------------------------|--------|--|
| pdc | O: NAE | 45-Year-Old, Male, Conscious, Breathing. |
| MPDS 13.1.105 10/26/2017 | C: NAE | |

↓

FIG. 5E

Paramount for Medical

File View Spec Logs Options Go to Language Tabs Version About ProQA

+ X [Icons]

:55 38: Advanced SEND (Medical Miranda)

Entry KQ PDI/CEI DLS Summary

1. Select the problem category.

Question Answers Additional Information Problem Suffix

Injuries (TRAUMA)
Bleeding (TRAUMA)
MEDICAL
Bleeding (non-traumatic)
Traffic/Transportation incident
EXCITED DELIRIUM
Tasered
Unknown

POSSIBLY DANGEROUS Body Area

- Abdomen
- Amputation (excluding finger/toe)
- Back
- Chest (breathing normally)
- Genitalia
- Groin
- Head (alert)
- Hip/Pelvis
- Leg, upper
- Neck (breathing normally)

NOT DANGEROUS Body Area

- Ankle
- Arm, upper
- Collar bone (clavicle)
- Elbow
- Foot
- Forearm
- Hand
- Knee
- Leg, lower
- Shoulder
- Tailbone (coccyx)
- Toe
- Wrist

INEFFECTIVE BREATHING

The following, or reasonable equivalents, when volunteered at any point during case Entry (code as ECHO on 2,6,9,11,15,31):

- "Barely breathing"
- "Can't breathe at all"
- "Fighting for air"
- "Gasping for air" (AGONAL BREATHING)
- "Just a little" (AGONAL BREATHING)
- "Making funny noises" (AGONAL BREATHING)

pdC
MPDS 13.1.105 10/26/2017

O: NAE
C: NAE

45-Year-Old, Male, Conscious, Breathing.

FIG. 6A

Paramount for Medical

File View Spec Logs Options Go to Language Tabs Version About ProQA

4:02 38: Advanced SEND (Medical Miranda)

| | | | | |
|-------|----|---------|-----|---------|
| Entry | KQ | PDI/CEI | DLS | Summary |
|-------|----|---------|-----|---------|

2. Is he completely alert (responding appropriately)?

| |
|---------|
| Yes |
| No |
| Unknown |

| | | | | |
|------------------|------------------------|------------------|--------------------------|------------|
| Question Answers | Additional Information | Problem Suffixes | Determinants w/ Suffixes | Det. Codes |
|------------------|------------------------|------------------|--------------------------|------------|

1. The problem category is bleeding (non-traumatic).

| | | |
|--------------------------------|------------------|--|
| pd MPDS 13.1.105 10/26/2017 | O: NAE C: NAE | 45-Year-Old, Male, Conscious, Breathing. |
|--------------------------------|------------------|--|

FIG. 6B

Paramount for Medical

File View Spec Logs Options Go to Language Tabs Version About ProQA

2:59 38: Advanced SEND (Medical Miranda)

| | | | | |
|-------|----|---------|-----|---------|
| Entry | KQ | PDI/CEI | DLS | Summary |
|-------|----|---------|-----|---------|

3. Is he having any difficulty breathing? (Ø Only ask if "difficulty breathing" status was not provided in Case Entry.)

| |
|---------|
| No |
| Yes |
| Unknown |

| | | | | |
|------------------|------------------------|------------------|--------------------------|------------|
| Question Answers | Additional Information | Problem Suffixes | Determinants w/ Suffixes | Det. Codes |
|------------------|------------------------|------------------|--------------------------|------------|

1. The problem category is bleeding (non-traumatic).
2. An officer reports he is not completely alert (not responding appropriately).

| | | |
|--------------------------------|------------------|--|
| pd MPDS 13.1.105 10/26/2017 | O: NAE C: NAE | 45-Year-Old, Male, Conscious, Breathing. |
|--------------------------------|------------------|--|

FIG. 6C

Paramount for Medical

File View Spec Logs Options Go to Language Tabs Version About ProQA

3:38 38: Advanced SEND (Medical Miranda)

| | | | | |
|-------|----|---------|-----|---------|
| Entry | KQ | PDI/CEI | DLS | Summary |
|-------|----|---------|-----|---------|

4. Is the bleeding SERIOUS?

No
Yes
Unknown

| | | | | |
|------------------|------------------------|------------------|--------------------------|------------|
| Question Answers | Additional Information | Problem Suffixes | Determinants w/ Suffixes | Det. Codes |
|------------------|------------------------|------------------|--------------------------|------------|

1. The problem category is bleeding (non-traumatic).
2. An officer reports he is not completely alert (not responding appropriately).
3. He is not having difficulty breathing.

| | | |
|--------------------------------|------------------|--|
| pd MPDS 13.1.105 10/26/2017 | O: NAE C: NAE | 45-Year-Old, Male, Conscious, Breathing. |
|--------------------------------|------------------|--|

FIG. 6D

Paramount for Medical

File View Spec Logs Options Go to Language Tabs Version About ProQA

4:12 38: Advanced SEND (Medical Miranda)

| | | | | |
|-------|----|---------|-----|---------|
| Entry | KQ | PDI/CEI | DLS | Summary |
|-------|----|---------|-----|---------|

5. Ø Officer request of a specific response mode?

| |
|------------------------|
| No |
| HOT (lights-and-siren) |
| COLD (routine) |

| | | | | |
|------------------|------------------------|------------------|--------------------------|------------|
| Question Answers | Additional Information | Problem Suffixes | Determinants w/ Suffixes | Det. Codes |
|------------------|------------------------|------------------|--------------------------|------------|

1. The problem category is bleeding (non-traumatic).
2. An officer reports he is not completely alert (not responding appropriately).
3. He is not having difficulty breathing.
4. There is no SERIOUS bleeding.

| | | |
|--------------------------------|------------------|--|
| pd MPDS 13.1.105 10/26/2017 | O: NAE C: NAE | 45-Year-Old, Male, Conscious, Breathing. |
|--------------------------------|------------------|--|

FIG. 6E

27/59

600

604

Paramount for Medical

File View Spec Logs Options Go to Language Tabs Version About ProQA

1:14 38: Advanced SEND (Medical Miranda)

Entry KQ PDI/CEI DLS Summary

Send: 38-D-6

KQ Answers

1. The problem category is bleeding (non-traumatic).
2. An officer reports he is not completely alert (not responding appropriately).
3. He is not having difficulty breathing.
4. There is no SERIOUS bleeding.
5. A specific response mode has not been requested.

602

| Determinants | Responses (user-defined) |
|--|--------------------------|
| 3 MINOR illness 4 MINOR hemorrhage 5 Chest pain/discomfort < 35 (without priority symptoms) 6 Fall (ground level) B 0 Override 1 POSSIBLY DANGEROUS body area 2 SERIOUS hemorrhage 3 Tasered 4 Unknown status (TRAUMA) C 0 Override 1 Chest pain/discomfort ≥ 35 2 Childbirth 3 Seizure 4 STROKE 5 Serious illness 6 Unknown status (MEDICAL) D 0 Override 1 Reported EXCITED DELIRIUM 2 HIGH VELOCITY impact 3 Critical injuries 4 Multiple victims 5 Unconscious 6 Not alert | |
| | Delta |

pdC
MPDS 13.1.105 10/26/2017

O: NAE
C: NAE

45-Year-Old, Male, Conscious, Breathing.

FIG. 6F

Paramount for Medical

File View Spec Logs Options Go to Language Tabs Version About ProQA

38: Advanced SEND (Medical Miranda)

Entry KQ PDI/CEI DLS Summary

1. ∅ Select the problem category.

- Injuries (TRAUMA)
- Bleeding (TRAUMA)
- MEDICAL
- Bleeding (non-traumatic)
- Traffic/Transportation incident
- EXCITED DELIRIUM
- Tasered
- Unknown

Question Answers Additional Information Problem Suffix

POSSIBLY DANGEROUS Body Area

- Abdomen
- Amputation (excluding finger/toe)
- Back
- Chest (breathing normally)
- Genitalia
- Groin
- Head (alert)
- Hip/Pelvis
- Leg, upper
- Neck (breathing normally)

NOT DANGEROUS Body Area

- Ankle
- Arm, upper
- Collar bone (clavicle)
- Elbow
- Foot
- Forearm
- Hand
- Knee
- Leg, lower
- Shoulder
- Tailbone (coccyx)
- Toe
- Wrist

INEFFECTIVE BREATHING

The following, or reasonable equivalents, when volunteered at any point during case Entry (code as ECHO on 2,6,9,11,15,31):

- "Barely breathing"
- "Can't breathe at all"
- "Fighting for air"
- "Gasping for air" (AGONAL BREATHING)
- "Just a little" (AGONAL BREATHING)
- "Making funny noises" (AGONAL BREATHING)

pdv
MPDS 13.1.105 10/26/2017

O: NAE
C: NAE

45-Year-Old, Male, Conscious, Breathing.

FIG. 7A

Paramount for Medical

File View Spec Logs Options Go to Language Tabs Version About ProQA

1:34 38: Advanced SEND (Medical Miranda)

Entry KQ PDI/CEI DLS Summary

2. ∅ Type of injuries/incident:

Question Answers Additional Information Problem Suffix

1. The problem category is a traffic/transportation i

- NOT DANGEROUS body area
- POSSIBLY DANGEROUS body area
- Chest
- Neck
- Head
- MINOR hemorrhage
- Minor injuries
- Critical injuries
- HIGH VELOCITY impact

pdC
MPDS 13.1.105 10/26/2017

O: NAE
C: NAE

45-Year-Old, Male, Conscious, Breathing.

FIG. 7B

Paramount for Medical

File View Spec Logs Options Go to Language Tabs Version About ProQA

2:06 38: Advanced SEND (Medical Miranda)

| | | | | |
|-------|----|---------|-----|---------|
| Entry | KQ | PDI/CEI | DLS | Summary |
|-------|----|---------|-----|---------|

3. Is he completely alert (responding appropriately)?

| |
|---------|
| Yes |
| No |
| Unknown |

| | | | | |
|------------------|------------------------|------------------|--------------------------|------------|
| Question Answers | Additional Information | Problem Suffixes | Determinants w/ Suffixes | Det. Codes |
|------------------|------------------------|------------------|--------------------------|------------|

1. The problem category is a traffic/transportation incident.
2. An officer reports there are critical injuries.

| | | |
|--------------------------------|------------------|--|
| pd MPDS 13.1.105 10/26/2017 | O: NAE C: NAE | 45-Year-Old, Male, Conscious, Breathing. |
|--------------------------------|------------------|--|

FIG. 7C

Paramount for Medical

File View Spec Logs Options Go to Language Tabs Version About ProQA

2:49 38: Advanced SEND (Medical Miranda)

| | | | | |
|-------|----|---------|-----|---------|
| Entry | KQ | PDI/CEI | DLS | Summary |
|-------|----|---------|-----|---------|

4. Is he having any difficulty breathing? (Ø Only ask if "difficulty breathing" status was not provided in Case Entry.)

| |
|---------|
| No |
| Yes |
| Unknown |

| | | | | |
|------------------|------------------------|------------------|--------------------------|------------|
| Question Answers | Additional Information | Problem Suffixes | Determinants w/ Suffixes | Det. Codes |
|------------------|------------------------|------------------|--------------------------|------------|

1. The problem category is a traffic/transportation incident.
2. An officer reports there are critical injuries.
3. An officer reports he is completely alert (responding appropriately).

| | | |
|--------------------------------|------------------|--|
| pd MPDS 13.1.105 10/26/2017 | O: NAE C: NAE | 45-Year-Old, Male, Conscious, Breathing. |
|--------------------------------|------------------|--|

FIG. 7D

Paramount for Medical

File View Spec Logs Options Go to Language Tabs Version About ProQA

3:38 38: Advanced SEND (Medical Miranda)

| | | | | |
|-------|----|---------|-----|---------|
| Entry | KQ | PDI/CEI | DLS | Summary |
|-------|----|---------|-----|---------|

5. Is there any SERIOUS bleeding (spurting or pouring)?

- No bleeding now
- Yes, SERIOUS
- Unknown
- Bleeding, not serious

| | | | | |
|------------------|------------------------|------------------|--------------------------|------------|
| Question Answers | Additional Information | Problem Suffixes | Determinants w/ Suffixes | Det. Codes |
|------------------|------------------------|------------------|--------------------------|------------|

1. The problem category is a traffic/transportation incident.
2. An officer reports there are critical injuries.
3. An officer reports he is completely alert (responding appropriately).
4. It's not known if he has difficulty breathing.

| | | |
|--------------------------------|------------------|--|
| pd MPDS 13.1.105 10/26/2017 | O: NAE C: NAE | 45-Year-Old, Male, Conscious, Breathing. |
|--------------------------------|------------------|--|

FIG. 7E

Paramount for Medical

File View Spec Logs Options Go to Language Tabs Version About ProQA

4:21 38: Advanced SEND (Medical Miranda)

| | | | | |
|-------|----|---------|-----|---------|
| Entry | KQ | PDI/CEI | DLS | Summary |
|-------|----|---------|-----|---------|

6. Ø Officer request of a specific response mode?

| |
|------------------------|
| No |
| HOT (lights-and-siren) |
| COLD (routine) |

| | | | | |
|------------------|------------------------|------------------|--------------------------|------------|
| Question Answers | Additional Information | Problem Suffixes | Determinants w/ Suffixes | Det. Codes |
|------------------|------------------------|------------------|--------------------------|------------|

1. The problem category is a traffic/transportation incident.
2. An officer reports there are critical injuries.
3. An officer reports he is completely alert (responding appropriately).
4. It's not known if he has difficulty breathing.
5. There is some bleeding, not serious.

| | | |
|--------------------------------|------------------|--|
| pd MPDS 13.1.105 10/26/2017 | O: NAE C: NAE | 45-Year-Old, Male, Conscious, Breathing. |
|--------------------------------|------------------|--|

FIG. 7F

700

704

Paramount for Medical

File View Spec Logs Options Go to Language Tabs Version About ProQA

5:06 38: Advanced SEND (Medical Miranda)

Entry KQ PDI/CEI DLS Summary

Send: 38-D-3H

KQ Answers

1. The problem category is a traffic/transportation incident.
2. An officer reports there are critical injuries.
3. An officer reports he is not completely alert (responding appropriately). 702
4. It's not known if he has difficulty breathing.
5. There is some bleeding, not serious.
6. A lights-and-siren (HOT) response has been requested.

| Determinants | Responses (user-defined) |
|--|--------------------------|
| A 1 NOT DANGEROUS body area | H: |
| 2 Minor injuries | H: |
| 3 Minor illness | H: |
| 4 MINOR hemorrhage | H: |
| 5 Chest pain/discomfort < 35 (without priority symptoms) | H: |
| 6 Fall (ground level) | H: |
| B 0 Override | H: |
| 1 POSSIBLY DANGEROUS body area | H: |
| 2 SERIOUS hemorrhage | H: |
| 3 Tasered | H: |
| 4 Unknown status (TRAUMA) | H: |
| C 0 Override | H: |
| 1 Chest pain/discomfort ≥ 35 | H: |
| 2 Childbirth | H: |
| 3 Seizure | H: |
| 4 STROKE | H: |
| 5 Serious illness | H: |
| 6 Unknown status (MEDICAL) | H: |
| D 0 Override | H: |
| 1 Reported EXCITED DELIRIUM | H: |
| 2 HIGH VELOCITY impact | H: |
| 3 Critical injuries | H: Delta |

pdv
MPDS 13.1.105 10/26/2017

O: NAE
C: NAE

45-Year-Old, Male, Conscious, Breathing.

FIG. 7G

Paramount for Medical

File View Spec Logs Options Go to Language Tabs Version About ProQA

1:54 38: Advanced SEND (Medical Miranda)

Entry KQ PDI/CEI DLS Summary

1. ∅ Select the problem category.

Injuries (TRAUMA)
Bleeding (TRAUMA)
MEDICAL
Bleeding (non-traumatic)
Traffic/Transportation incident
EXCITED DELIRIUM
Tasered
Unknown

Question Answers Additional Information Probl Suffix

POSSIBLY DANGEROUS Body Area

- Abdomen
- Amputation (excluding finger/toe)
- Back
- Chest (breathing normally)
- Genitalia
- Groin
- Head (alert)
- Hip/Pelvis
- Leg, upper
- Neck (breathing normally)

NOT DANGEROUS Body Area

- Ankle
- Arm, upper
- Collar bone (clavicle)
- Elbow
- Foot
- Forearm
- Hand
- Knee
- Leg, lower
- Shoulder
- Tailbone (coccyx)
- Toe
- Wrist

INEFFECTIVE BREATHING

The following, or reasonable equivalents, when volunteered at any point during case Entry (code as ECHO on 2,6,9,11,15,31):

- "Barely breathing"
- "Can't breathe at all"
- "Fighting for air"
- "Gasping for air" (AGONAL BREATHING)
- "Just a little" (AGONAL BREATHING)
- "Making funny noises" (AGONAL BREATHING)

pdv
MPDS 13.1.105 10/26/2017

O: NAE
C: NAE

28-Year-Old, Female, Conscious, Breathing.

FIG. 8A

36/59

800

Paramount for Medical

File View Spec Logs Options Go to Language Tabs Version About ProQA

2:35 38: Advanced SEND (Medical Miranda)

| | | | | |
|-------|----|---------|-----|---------|
| Entry | KQ | PDI/CEI | DLS | Summary |
|-------|----|---------|-----|---------|

3. Is she in protective custody now?

- Yes
- No
- Unknown

| | | | | |
|------------------|------------------------|------------------|--------------------------|------------|
| Question Answers | Additional Information | Problem Suffixes | Determinants w/ Suffixes | Det. Codes |
|------------------|------------------------|------------------|--------------------------|------------|

1. The problem category is EXCITED DELIRIUM.
2. A state of EXCITED DELIRIUM obviously infers that she is not fully alert.

802

| | | |
|----------------------------------|------------------|--|
| pdcc MPDS 13.1.105 10/26/2017 | O: NAE C: NAE | 28-Year-Old, Female, Conscious, Breathing. |
|----------------------------------|------------------|--|

FIG. 8B

Paramount for Medical

File View Spec Logs Options Go to Language Tabs Version About ProQA

5:23 38: Advanced SEND (Medical Miranda)

Entry KQ PDI/CEI DLS Summary

4. Ø Officer request of a specific response mode?

No
HOT (lights-and-siren)
COLD (routine)

Question Answers Additional Information Problem Suffixes Determinants w/ Suffixes Det. Codes

1. The problem category is EXCITED DELIRIUM.
2. A state of EXCITED DELIRIUM obviously infers that she is not fully alert.
3. She is not in protective custody.

pdcc
MPDS 13.1.105 10/26/2017 O: NAE C: NAE 28-Year-Old, Female, Conscious, Breathing.

FIG. 8C

800

806

Paramount for Medical

File View Spec Logs Options Go to Language Tabs Version About ProQA

5:56 38: Advanced SEND (Medical Miranda)

Entry KQ PDI/CEI DLS Summary

Send: 38-D-1C

KQ Answers

1. The problem category is EXCITED DELIRIUM.
2. A state of EXCITED DELIRIUM obviously infers that she is not fully alert.
3. She is not in protective custody.
4. A routine (COLD) response has been requested.

804

| Determinants | Responses (user-defined) |
|--|--------------------------|
| A 1 NOT DANGEROUS body area | C: |
| 2 Minor injuries | C: |
| 3 Minor illness | C: |
| 4 MINOR hemorrhage | C: |
| 5 Chest pain/discomfort < 35 (without priority symptoms) | C: |
| 6 Fall (ground level) | C: |
| B 0 Override | C: |
| 1 POSSIBLY DANGEROUS body area | C: |
| 2 SERIOUS hemorrhage | C: |
| 3 Tasered | C: |
| 4 Unknown status (TRAUMA) | C: |
| C 0 Override | C: |
| 1 Chest pain/discomfort ≥ 35 | C: |
| 2 Childbirth | C: |
| 3 Seizure | C: |
| 4 STROKE | C: |
| 5 Serious illness | C: |
| 6 Unknown status (MEDICAL) | C: |
| D 0 Override | C: |
| 1 Reported EXCITED DELIRIUM | C: Delta |
| 2 HIGH VELOCITY impact | C: |
| 3 Critical injuries | C: |

pdv
MPDS 13.1.105 10/26/2017

O: NAE
C: NAE

28-Year-Old, Female, Conscious, Breathing.

FIG. 8D

Paramount for Medical

File View Spec Logs Options Go to Language Tabs Version About ProQA

38: Advanced SEND (Medical Miranda)

Entry KQ PDI/CEI DLS Summary

1. ∅ Select the problem category.

Question Answers Additional Information Probl Suffix

Injuries (TRAUMA)
Bleeding (TRAUMA)
MEDICAL
Bleeding (non-traumatic)
Traffic/transportation incident
EXCITED DELIRIUM
Tasered
Unknown

POSSIBLY DANGEROUS Body Area

- Abdomen
- Amputation (excluding finger/toe)
- Back
- Chest (breathing normally)
- Genitalia
- Groin
- Head (alert)
- Hip/Pelvis
- Leg, upper
- Neck (breathing normally)

NOT DANGEROUS Body Area

- Ankle
- Arm, upper
- Collar bone (clavicle)
- Elbow
- Foot
- Forearm
- Hand
- Knee
- Leg, lower
- Shoulder
- Tailbone (coccyx)
- Toe
- Wrist

INEFFECTIVE BREATHING

The following, or reasonable equivalents, when volunteered at any point during case Entry (code as ECHO on 2,6,9,11,15,31):

- "Barely breathing"
- "Can't breathe at all"
- "Fighting for air"
- "Gasping for air" (AGONAL BREATHING)
- "Just a little" (AGONAL BREATHING)
- "Making funny noises" (AGONAL BREATHING)

pdC
MPDS 13.1.105 10/26/2017

O: NAE
C: NAE

28-Year-Old, Female, Conscious, Breathing.

FIG. 9A

Paramount for Medical

File View Spec Logs Options Go to Language Tabs Version About ProQA

1:38 38: Advanced SEND (Medical Miranda)

| | | | | |
|-------|----|---------|-----|---------|
| Entry | KQ | PDI/CEI | DLS | Summary |
|-------|----|---------|-----|---------|

2. Is she completely alert (responding appropriately)?

| |
|---------|
| Yes |
| No |
| Unknown |

| | | | | |
|------------------|------------------------|------------------|--------------------------|------------|
| Question Answers | Additional Information | Problem Suffixes | Determinants w/ Suffixes | Det. Codes |
|------------------|------------------------|------------------|--------------------------|------------|

1. The problem category is a tasered patient.

| | | |
|--------------------------------|------------------|--|
| pd MPDS 13.1.105 10/26/2017 | O: NAE C: NAE | 28-Year-Old, Female, Conscious, Breathing. |
|--------------------------------|------------------|--|

FIG. 9B

Paramount for Medical

File View Spec Logs Options Go to Language Tabs Version About ProQA

[Icons]

:45 38: Advanced SEND (Medical Miranda)

| | | | | |
|-------|----|---------|-----|---------|
| Entry | KQ | PDI/CEI | DLS | Summary |
|-------|----|---------|-----|---------|

3. Is she in protective custody now?

- Yes
- No
- Unknown

| | | | | |
|------------------|------------------------|------------------|--------------------------|------------|
| Question Answers | Additional Information | Problem Suffixes | Determinants w/ Suffixes | Det. Codes |
|------------------|------------------------|------------------|--------------------------|------------|

1. The problem category is a tasered patient.
2. An officer reports she is completely alert (responding appropriately).

| | | |
|----------------------------------|------------------|--|
| pdcc MPDS 13.1.105 10/26/2017 | O: NAE C: NAE | 28-Year-Old, Female, Conscious, Breathing. |
|----------------------------------|------------------|--|

FIG. 9C

Paramount for Medical

File View Spec Logs Options Go to Language Tabs Version About ProQA

1:39 38: Advanced SEND (Medical Miranda)

| | | | | |
|-------|----|---------|-----|---------|
| Entry | KQ | PDI/CEI | DLS | Summary |
|-------|----|---------|-----|---------|

4. Ø Officer request of a specific response mode?

| |
|------------------------|
| No |
| HOT (lights-and-siren) |
| COLD (routine) |

| | | | | |
|------------------|------------------------|------------------|--------------------------|------------|
| Question Answers | Additional Information | Problem Suffixes | Determinants w/ Suffixes | Det. Codes |
|------------------|------------------------|------------------|--------------------------|------------|

1. The problem category is a tasered patient.
2. An officer reports she is completely alert (responding appropriately).
3. She is in protective custody.

| | | |
|--------------------------------|------------------|--|
| pd MPDS 13.1.105 10/26/2017 | O: NAE C: NAE | 28-Year-Old, Female, Conscious, Breathing. |
|--------------------------------|------------------|--|

FIG. 9D

900

904

Paramount for Medical ✕

File View Spec Logs Options Go to Language Tabs Version About ProQA ↑

2:13
38: Advanced SEND (Medical Miranda)
☂

Entry
KQ
PDI/CEI
DLS
Summary

←
Send: 38-B-3C →

KQ Answers

1. The problem category is a tasered patient.
2. An officer reports she is completely alert (responding appropriately).
3. She is in protective custody.
4. A routine (COLD) response has been requested.

902

| Determinants | Responses (user-defined) |
|--|--------------------------|
| A 1 NOT DANGEROUS body area | C: |
| 2 Minor injuries | C: |
| 3 Minor illness | C: |
| 4 MINOR hemorrhage | C: |
| 5 Chest pain/discomfort < 35 (without priority symptoms) | C: |
| 6 Fall (ground level) | C: |
| B 0 Override | C: |
| 1 POSSIBLY DANGEROUS body area | C: |
| 2 SERIOUS hemorrhage | C: |
| 3 Tasered | C: Bravo |
| 4 Unknown status (TRAUMA) | C: |
| C 0 Override | C: Charlie |
| 1 Chest pain/discomfort ≥ 35 | C: |
| 2 Childbirth | C: |
| 3 Seizure | C: |
| 4 STROKE | C: |
| 5 Serious illness | C: |
| 6 Unknown status (MEDICAL) | C: |
| D 0 Override | C: Delta |
| 1 Reported EXCITED DELIRIUM | C: |
| 2 HIGH VELOCITY impact | C: |
| 3 Critical injuries | C: |

pdv

MPDS 13.1.105 10/26/2017

O: NAE

C: NAE

28-Year-Old, Female, Conscious, Breathing.

↓

FIG. 9E

Paramount for Medical

File View Spec Logs Options Go to Language Tabs Version About ProQA

38: Advanced SEND (Medical Miranda)

Entry KQ PDI/CEI DLS Summary

1. ∅ Select the problem category.

- Injuries (TRAUMA)
- Bleeding (TRAUMA)
- MEDICAL
- Bleeding (non-traumatic)
- Traffic/Transportation incident
- EXCITED DELIRIUM
- Tasered
- Unknown

Question Answers Additional Information Probl Suffix

POSSIBLY DANGEROUS Body Area

- Abdomen
- Amputation (excluding finger/toe)
- Back
- Chest (breathing normally)
- Genitalia
- Groin
- Head (alert)
- Hip/Pelvis
- Leg, upper
- Neck (breathing normally)

NOT DANGEROUS Body Area

- Ankle
- Arm, upper
- Collar bone (clavicle)
- Elbow
- Foot
- Forearm
- Hand
- Knee
- Leg, lower
- Shoulder
- Tailbone (coccyx)
- Toe
- Wrist

INEFFECTIVE BREATHING

The following, or reasonable equivalents, when volunteered at any point during case Entry (code as ECHO on 2,6,9,11,15,31):

- "Barely breathing"
- "Can't breathe at all"
- "Fighting for air"
- "Gasping for air" (AGONAL BREATHING)
- "Just a little" (AGONAL BREATHING)
- "Making funny noises" (AGONAL BREATHING)

pdC
MPDS 13.1.105 10/26/2017

O: NAE
C: NAE

28-Year-Old, Female, Conscious, Breathing.

FIG. 10A

Paramount for Medical

File View Spec Logs Options Go to Language Tabs Version About ProQA

1:27 38: Advanced SEND (Medical Miranda)

Entry KQ PDI/CEI DLS Summary

1. ∅ Although the problem category is "Unknown," select whether this is a TRAUMA or MEDICAL situation:

TRAUMA
MEDICAL

Question Answers Additional Information Problem Suffixes Determinants w/ Suffixes Det. Codes

1. The problem category is unknown.

pdC
MPDS 13.1.105 10/26/2017 O: NAE
C: NAE 28-Year-Old, Female, Conscious, Breathing.

FIG. 10B

Paramount for Medical

File View Spec Logs Options Go to Language Tabs Version About ProQA

2:15 38: Advanced SEND (Medical Miranda)

| | | | | |
|-------|----|---------|-----|---------|
| Entry | KQ | PDI/CEI | DLS | Summary |
|-------|----|---------|-----|---------|

3. Is she completely alert (responding appropriately)?

| |
|---------|
| Yes |
| No |
| Unknown |

| | | | | |
|------------------|------------------------|------------------|--------------------------|------------|
| Question Answers | Additional Information | Problem Suffixes | Determinants w/ Suffixes | Det. Codes |
|------------------|------------------------|------------------|--------------------------|------------|

1. The problem category is unknown.
2. This is a MEDICAL situation.

1002

| | | |
|--------------------------------|------------------|--|
| pd MPDS 13.1.105 10/26/2017 | O: NAE C: NAE | 28-Year-Old, Female, Conscious, Breathing. |
|--------------------------------|------------------|--|

FIG. 10C

Paramount for Medical

File View Spec Logs Options Go to Language Tabs Version About ProQA

3:06 38: Advanced SEND (Medical Miranda)

| | | | | |
|-------|----|---------|-----|---------|
| Entry | KQ | PDI/CEI | DLS | Summary |
|-------|----|---------|-----|---------|

4. Is she having any difficulty breathing? (Ø Only ask if "difficulty breathing" status was not provided in Case Entry.)

| |
|---------|
| No |
| Yes |
| Unknown |

| | | | | |
|------------------|------------------------|------------------|--------------------------|------------|
| Question Answers | Additional Information | Problem Suffixes | Determinants w/ Suffixes | Det. Codes |
|------------------|------------------------|------------------|--------------------------|------------|

1. The problem category is unknown.
2. This is a MEDICAL situation.
3. An officer reports she is not completely alert (not responding appropriately).

| | | |
|--------------------------------|------------------|--|
| pd MPDS 13.1.105 10/26/2017 | O: NAE C: NAE | 28-Year-Old, Female, Conscious, Breathing. |
|--------------------------------|------------------|--|

FIG. 10D

Paramount for Medical

File View Spec Logs Options Go to Language Tabs Version About ProQA

3:47 38: Advanced SEND (Medical Miranda)

Entry KQ PDI/CEI DLS Summary

5. Ø Officer request of a specific response mode?

No
HOT (lights-and-siren)
COLD (routine)

Question Answers Additional Information Problem Suffixes Determinants w/ Suffixes Det. Codes

1. The problem category is unknown.
2. This is a MEDICAL situation.
3. An officer reports she is not completely alert (not responding appropriately).
4. She is not having difficulty breathing.

pdcc
MPDS 13.1.105 10/26/2017 O: NAE C: NAE 28-Year-Old, Female, Conscious, Breathing.

FIG. 10E

1000

1006

Paramount for Medical

File View Spec Logs Options Go to Language Tabs Version About ProQA

4:13 38: Advanced SEND (Medical Miranda)

Entry KQ PDI/CEI DLS Summary

Send: 38-D-6H

KQ Answers

1. The problem category is unknown.
2. This is a MEDICAL situation.
3. An officer reports she is not completely alert (not responding appropriately).
4. She is not having difficulty breathing.
5. A lights -and-siren (HOT) response has been requested.

1004

| Determinants | Responses (user-defined) |
|--|--------------------------|
| 3 Minor illness | H: |
| 4 MINOR hemorrhage | H: |
| 5 Chest pain/discomfort < 35 (without priority symptoms) | H: |
| 6 Fall (ground level) | H: |
| B 0 Override | H: |
| 1 POSSIBLY DANGEROUS body area | H: |
| 2 SERIOUS hemorrhage | H: |
| 3 Tasered | H: |
| 4 Unknown status (TRAUMA) | H: |
| C 0 Override | H: |
| 1 Chest pain/discomfort ≥ 35 | H: |
| 2 Childbirth | H: |
| 3 Seizure | H: |
| 4 STROKE | H: |
| 5 Serious illness | H: |
| 6 Unknown status (MEDICAL) | H: |
| D 0 Override | H: |
| 1 Reported EXCITED DELIRIUM | H: |
| 2 HIGH VELOCITY impact | H: |
| 3 Critical injuries | H: |
| 4 Multiple victims | H: |
| 5 Unconscious | H: |
| 6 Not alert | H: Delta |

pdcc
MPDS 13.1.105 10/26/2017

O: NAE
H: NAE

Caller Statement: 28 yr. Old Female

FIG. 10F

1100

| Always provide to dispatch on medical calls: | | | | |
|--|---|-----------------------|--|---|
| 1. Main problem or incident type? (be specific) | | | | |
| <u>Medical:</u> | <u>Bleeding:</u> | <u>Injuries:</u> | <u>Traffic:</u> | <u>Excited Del.</u> or <u>Tasered:</u> |
| Minor Illness | MINOR (ext.) | Area Inj. | Minor Inj. | In custody |
| Serious Illness (Chest Pain, Stroke, Seizure, etc.) | SERIOUS (ext.) Internal (from inside) | LONG FALL Critical | Critical Inj. High Velocity Impact | Not in custody |
| a. (Accident) More than one injured? | | | | |
| 2. Approximate age? | | | | |
| 3. Conscious: Yes / No...or not alert? | | | | |
| 4. Breathing: Yes / No...or difficulty? | | | | |

FIG. 11A

1100

| |
|--|
| 5. (Illness case): Is there chest pain or serious illness? |
| 6. (Accident/injury case): Is there severe bleeding (spurting/ pouring)? |
| 7. (Response mode): Do you need a lights-and-siren response? |

FIG. 11B

The image shows a tablet device (1202) displaying a 'Case Entry' form (1204). The form includes the following fields:

- Location:
- Phone #:
- Problem Description:
- With Patient Now: 1212 ▼
- Num Hurt/Sick: 1214
- Patient Age: 1216
- Gender: 1218 ▼
- Is he awake (conscious)? 1220 ▼
- Is Patient Breathing: 1222 ▼

At the bottom right of the form is a 'Next' button (1224) with a right-pointing arrow.

FIG. 12A

1202

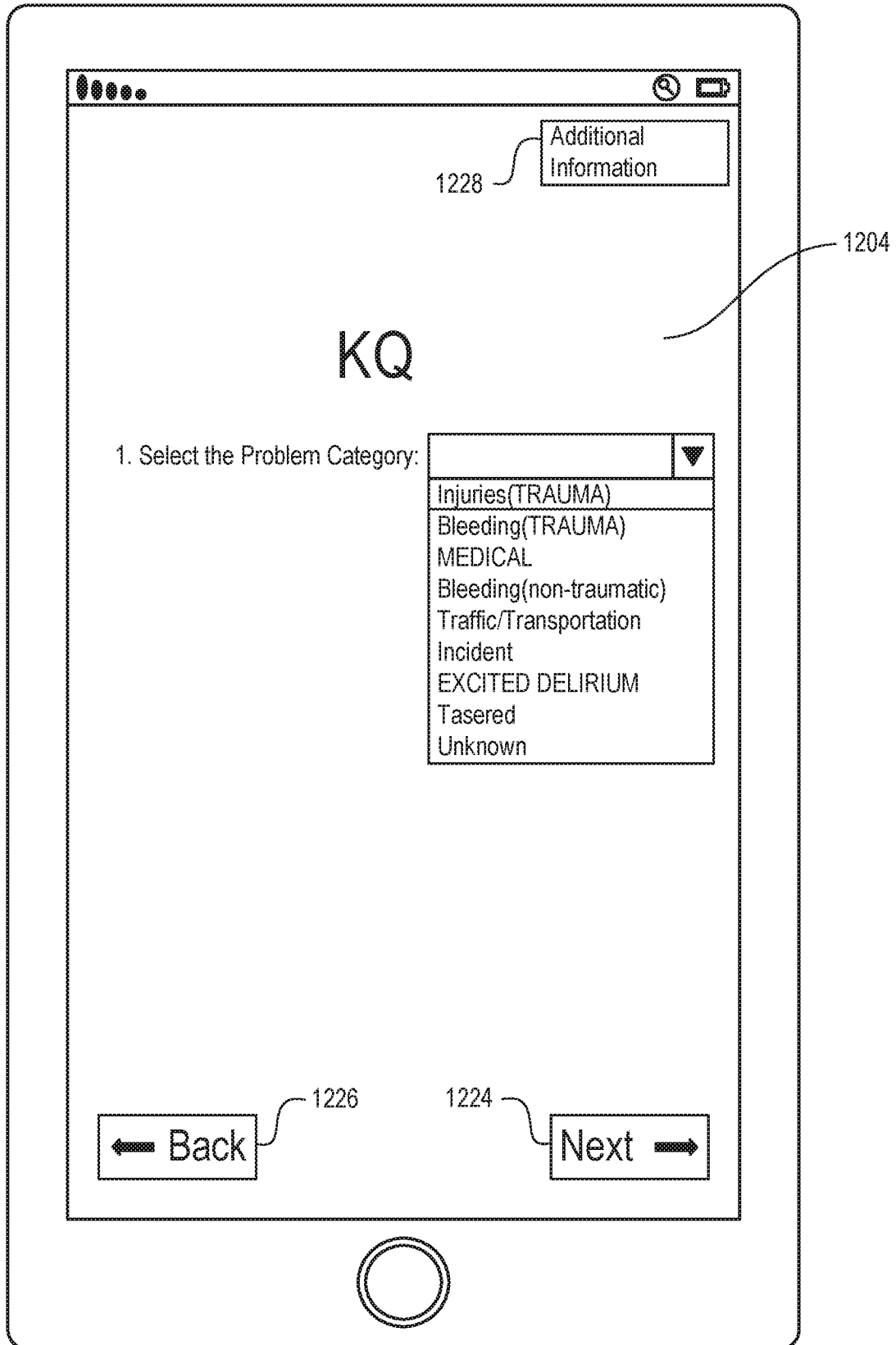


FIG. 12B

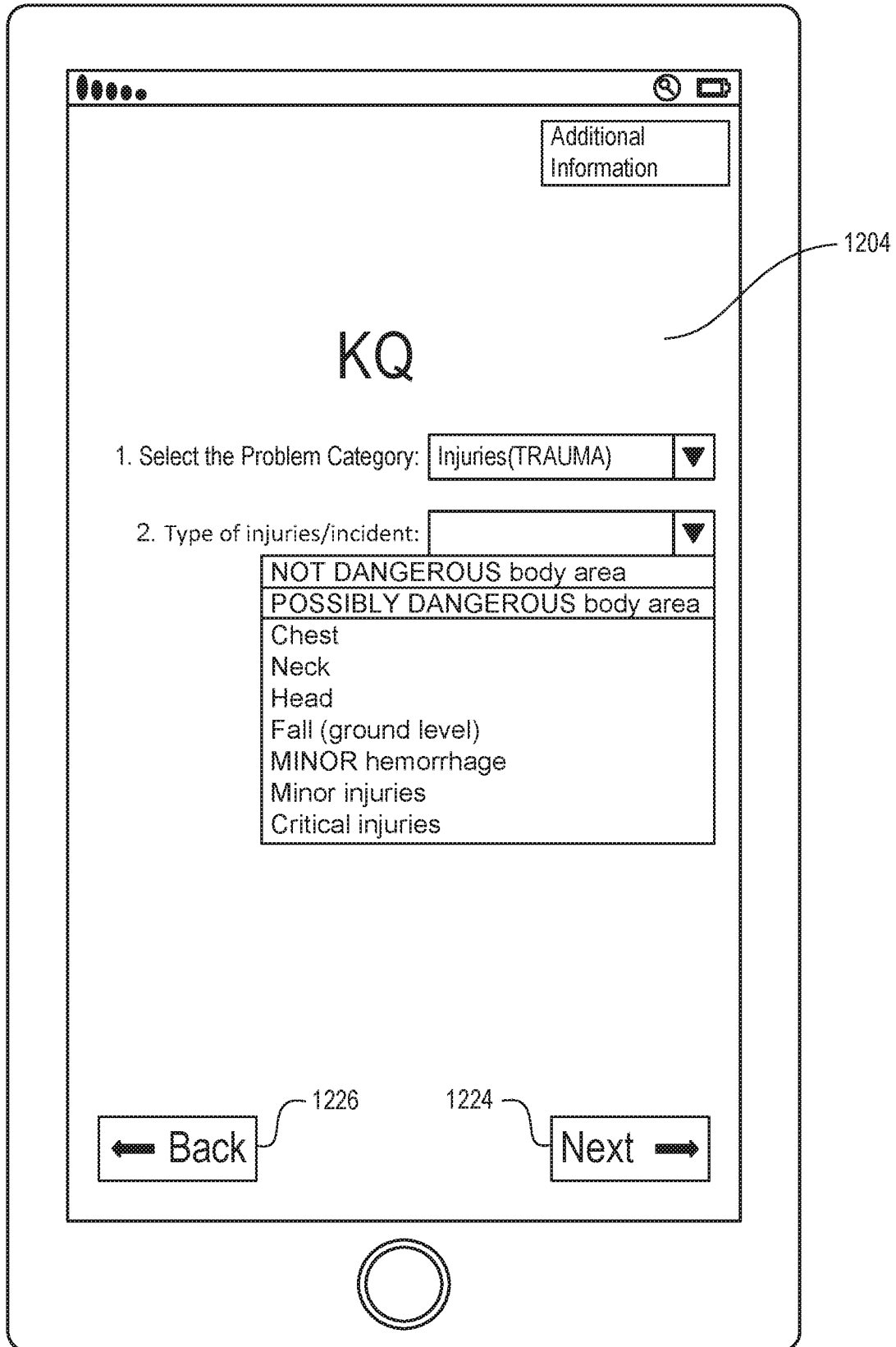


FIG. 12C

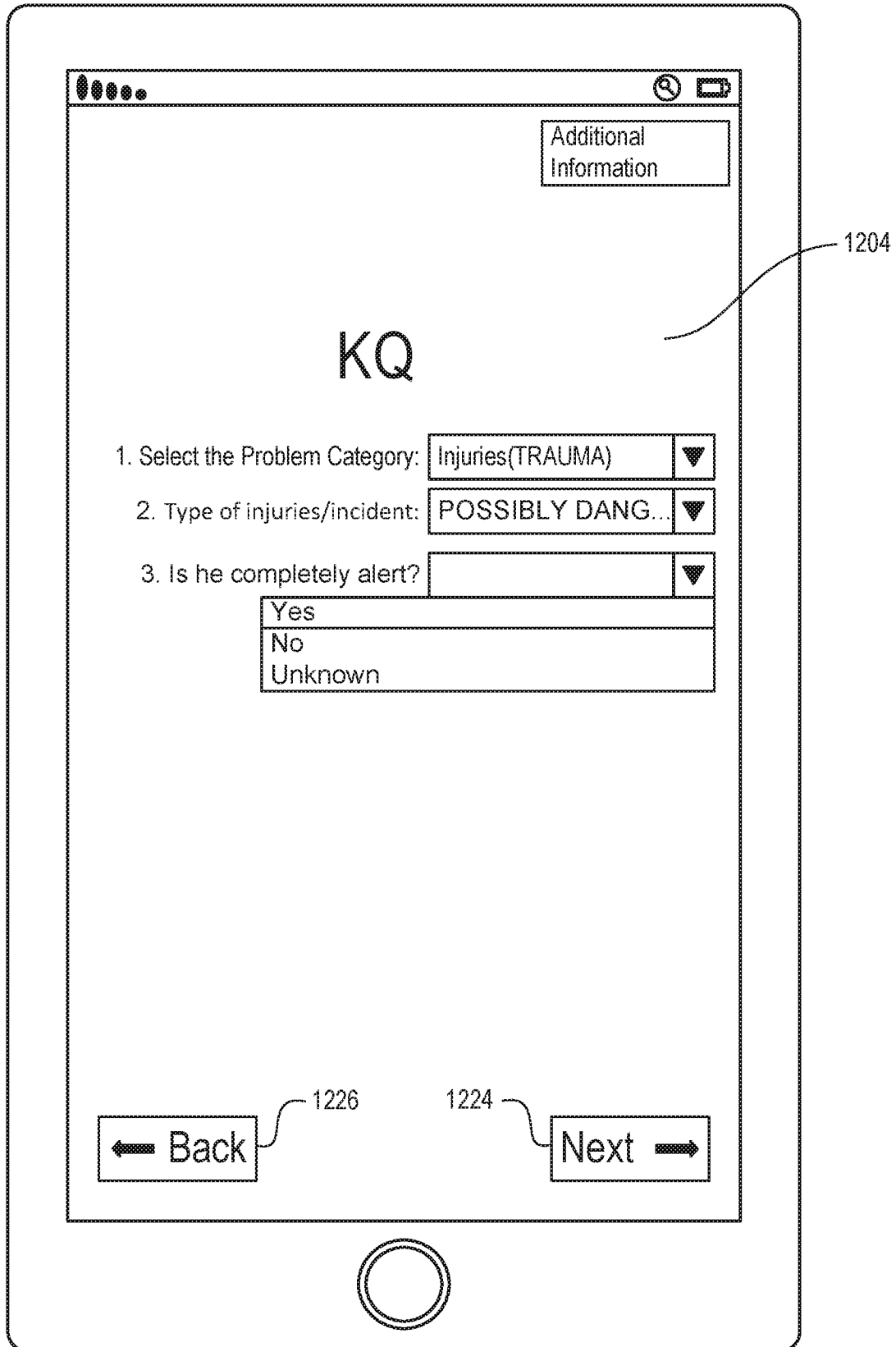


FIG. 12D

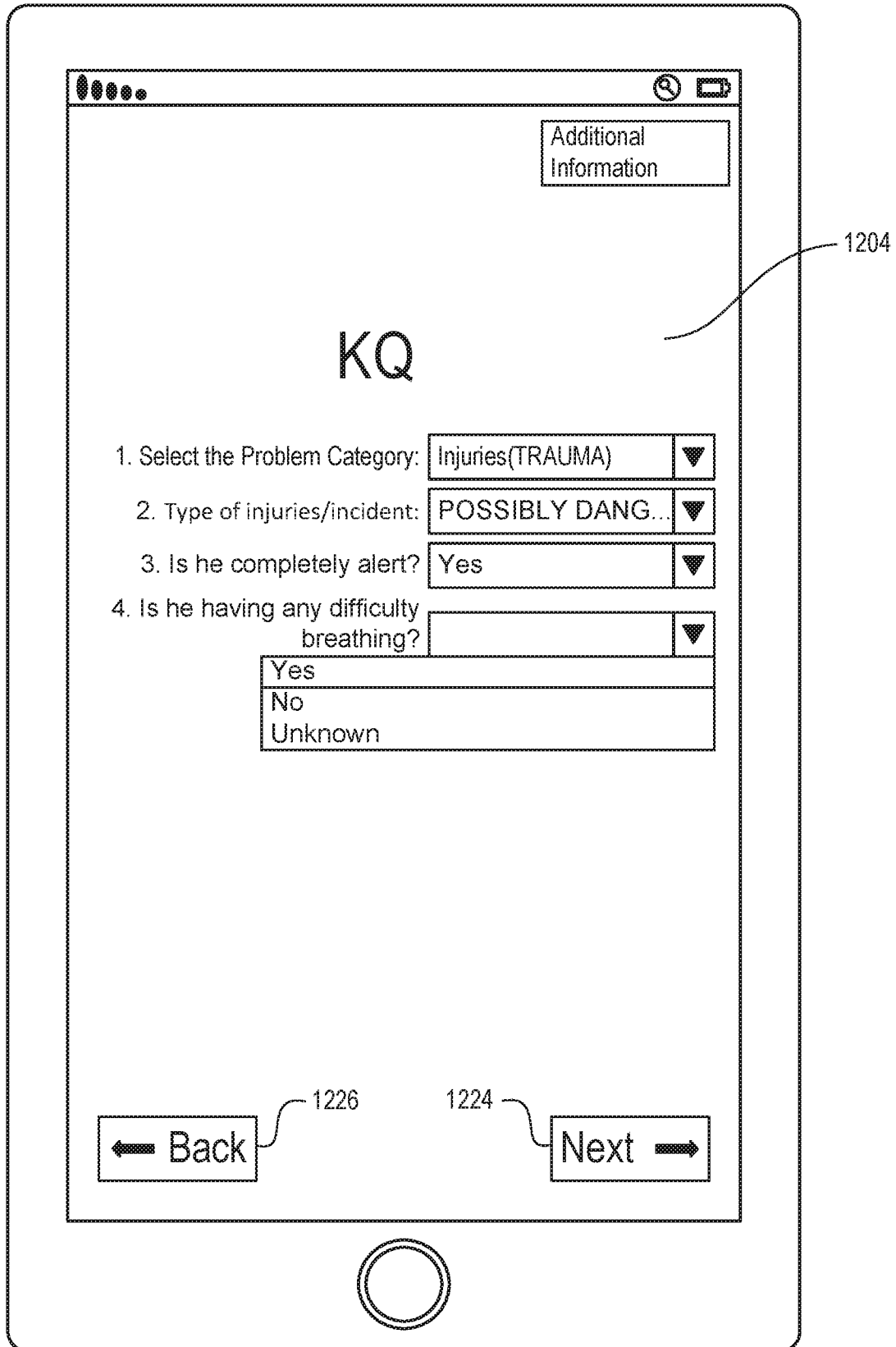


FIG. 12E

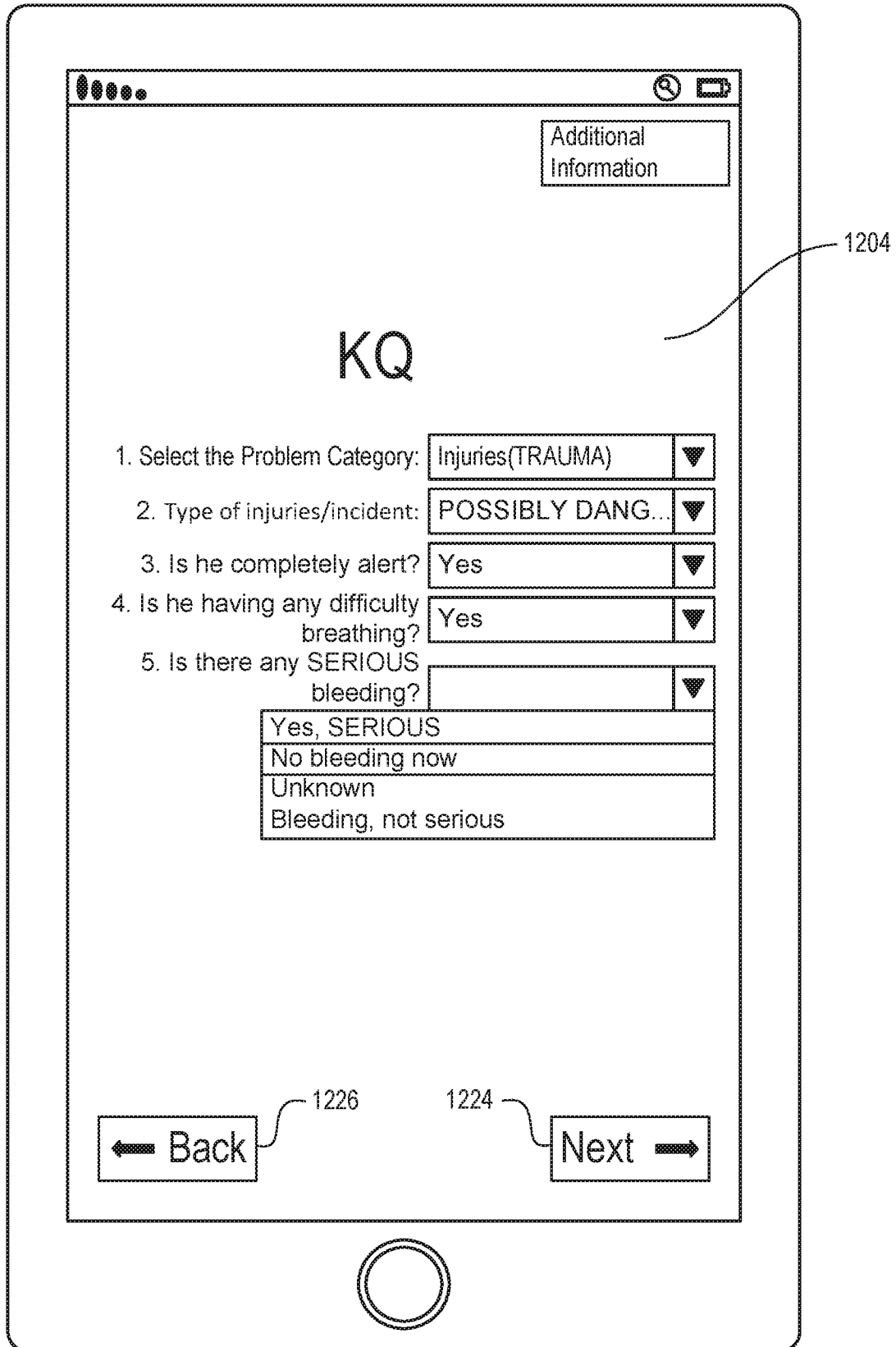


FIG. 12F

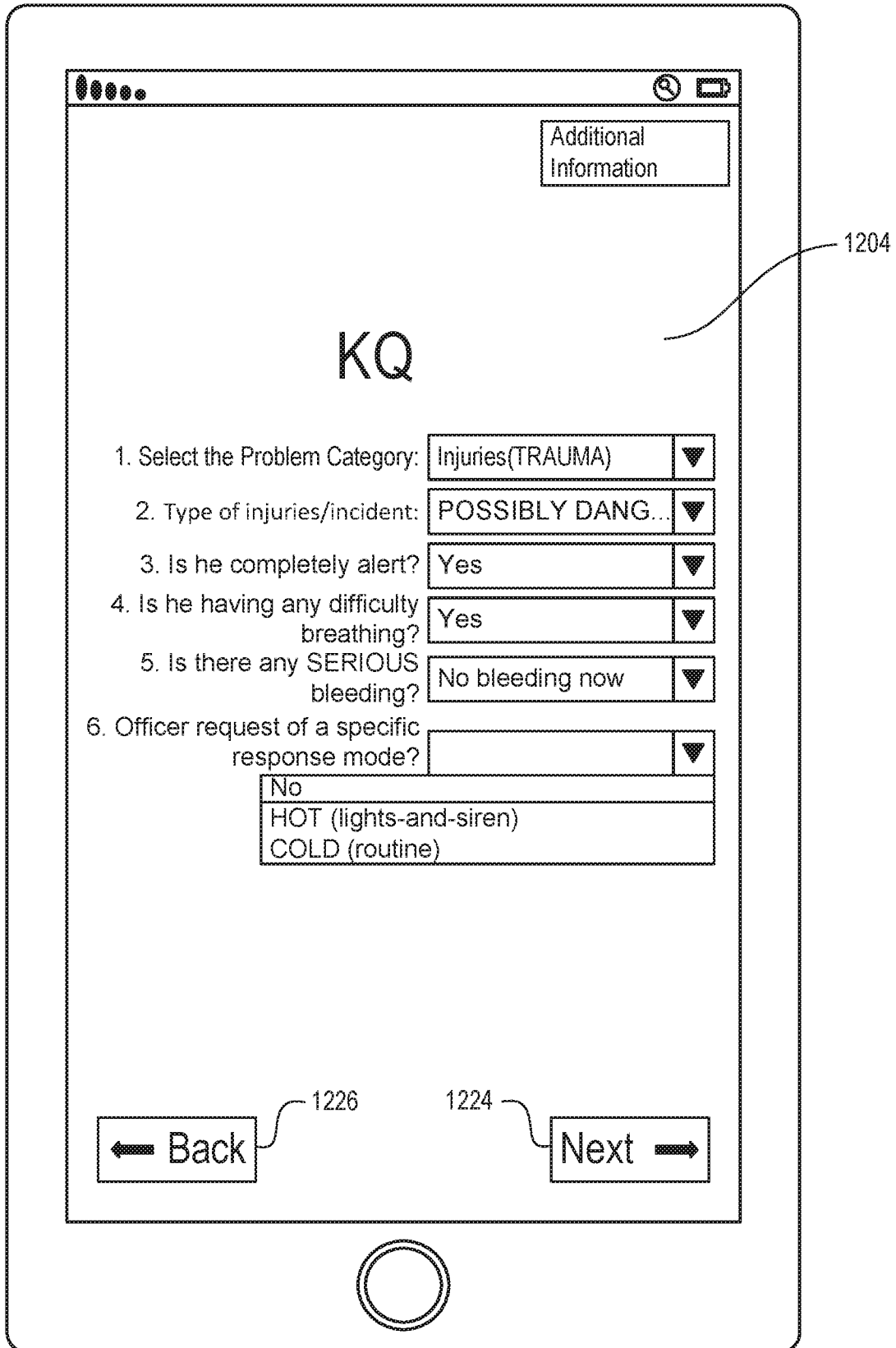


FIG. 12G

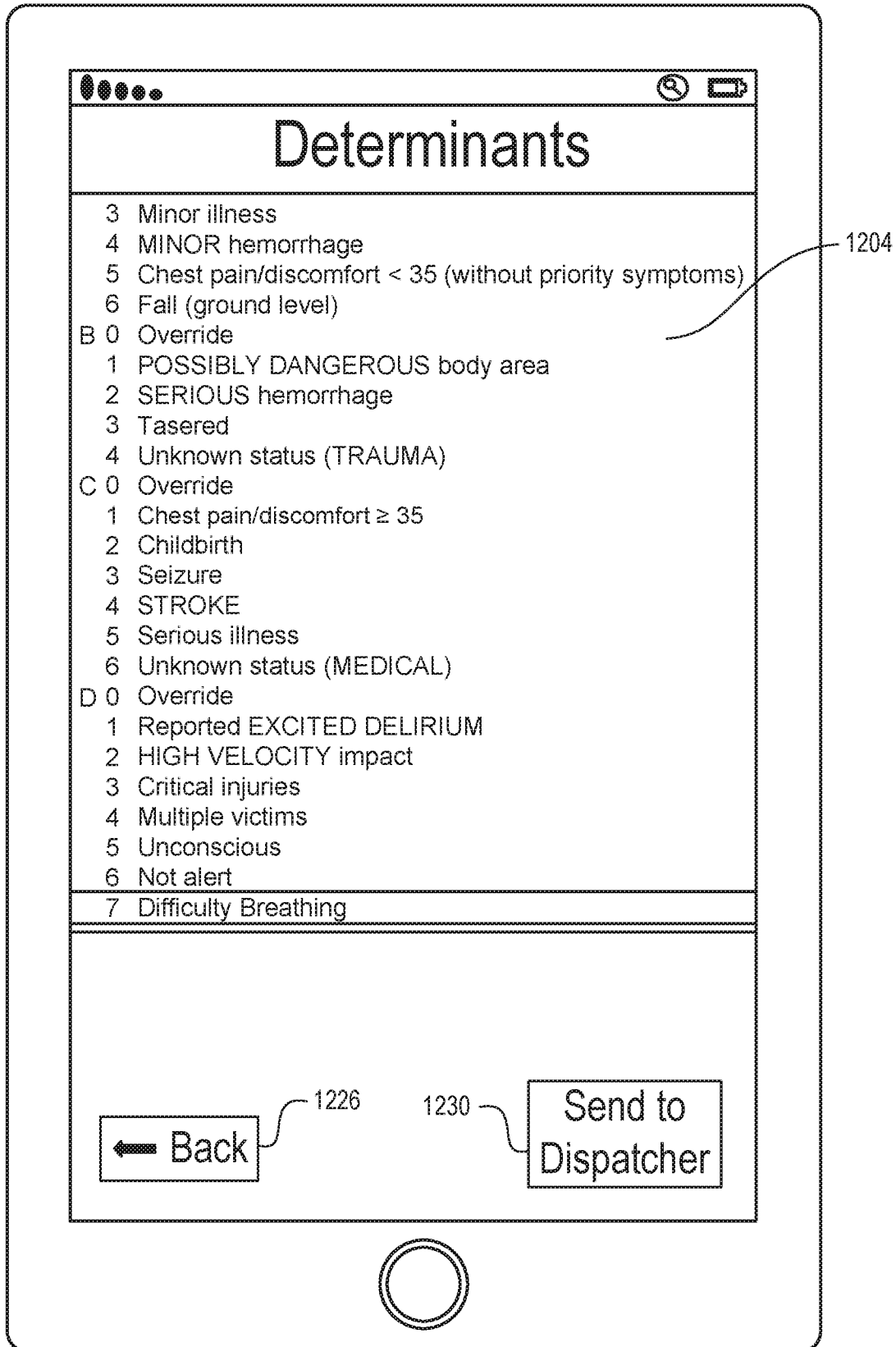


FIG. 12H

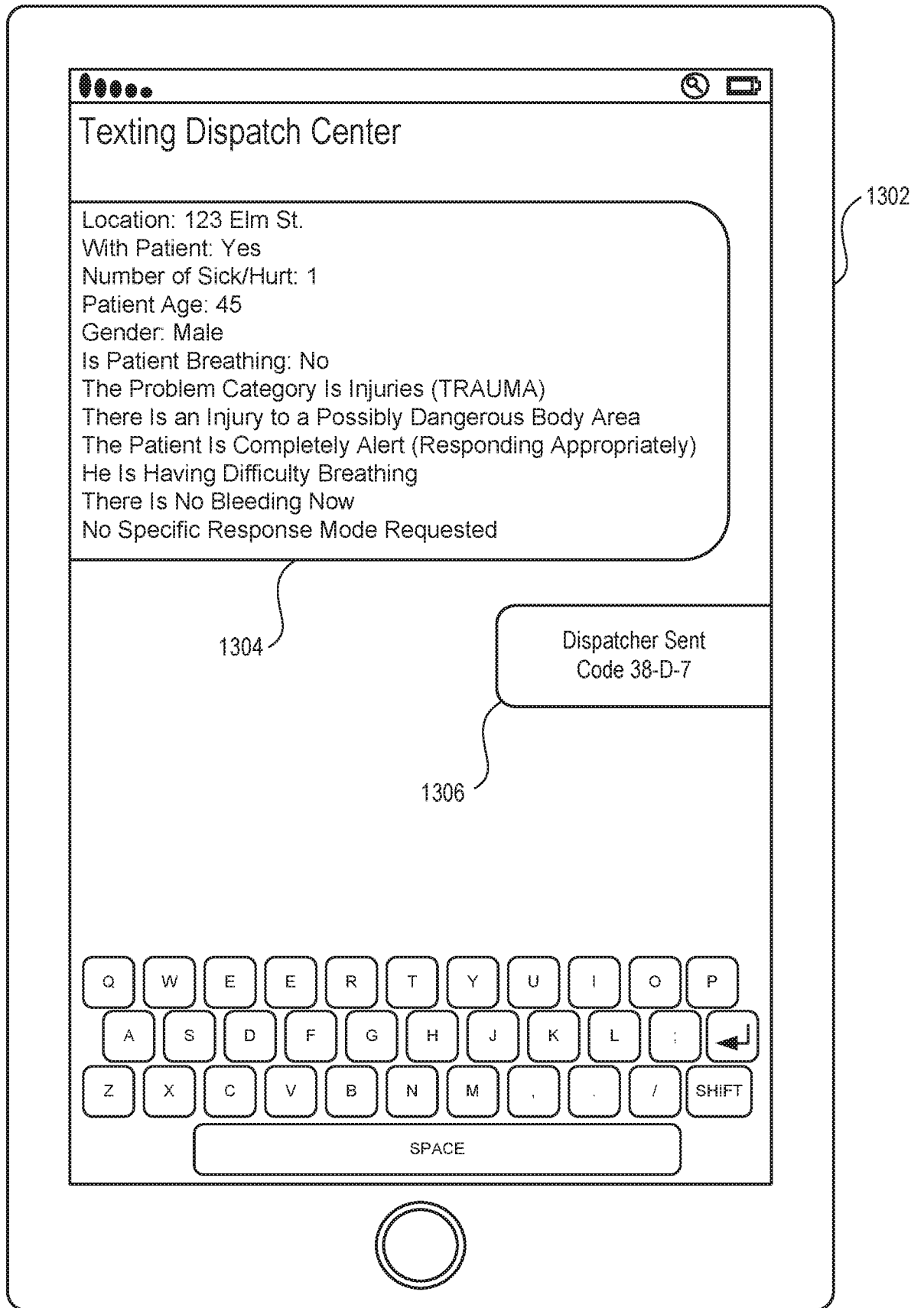


FIG. 13