



US00D722935S

(12) **United States Design Patent**
Dingle et al.

(10) **Patent No.:** **US D722,935 S**

(45) **Date of Patent:** **** Feb. 24, 2015**

(54) **VEHICLE WHEEL**

(75) Inventors: **Matthew Edward Dingle**, Torquay (AU); **Ashley James Denmead**, Belmont (AU); **Donald Brett Gass**, Forest Lake, MN (US)

(73) Assignee: **Carbon Revolution Pty. Ltd.**, Melbourne (AU)

(**) Term: **14 Years**

(21) Appl. No.: **29/424,587**

(22) Filed: **Jun. 13, 2012**

(51) **LOC (10) Cl.** **12-16**

(52) **U.S. Cl.**
USPC **D12/209**

(58) **Field of Classification Search**
CPC B60B 7/00; B60B 7/02; B60B 7/04; B60B 7/01; B60B 7/06; B60B 3/02; B60B 3/04; B60B 3/06; B60B 3/10; B60B 1/00; B60B 1/08; B60B 1/10; B60B 1/12
USPC D12/204–213
See application file for complete search history.

(56) **References Cited**

U.S. PATENT DOCUMENTS

D402,251 S * 12/1998 Timm D12/211
D534,473 S * 1/2007 Bernoni D12/211

D587,181 S * 2/2009 Musser D12/209
D597,919 S * 8/2009 Atwell D12/211
D599,268 S * 9/2009 Bernoni D12/211
D620,862 S * 8/2010 Pollmann D12/209
D645,390 S * 9/2011 De Bono D12/209
D649,103 S * 11/2011 Gallert D12/211
D663,668 S * 7/2012 Pollmann D12/209
D670,630 S * 11/2012 Flueckiger D12/209
D673,099 S * 12/2012 Ender D12/211
D675,143 S * 1/2013 Gebert et al. D12/209
D689,421 S * 9/2013 Wachter D12/211
D710,780 S * 8/2014 Borkert D12/211

* cited by examiner

Primary Examiner — Stacia Cadmus

(74) *Attorney, Agent, or Firm* — K&L Gates LLP

(57) **CLAIM**

The ornamental design for a vehicle wheel, as shown and described.

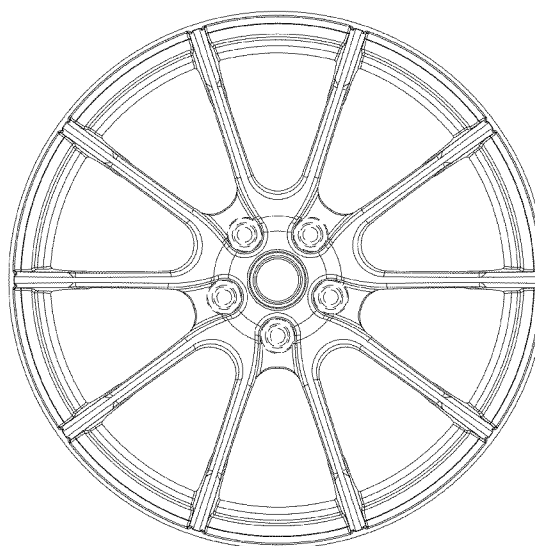
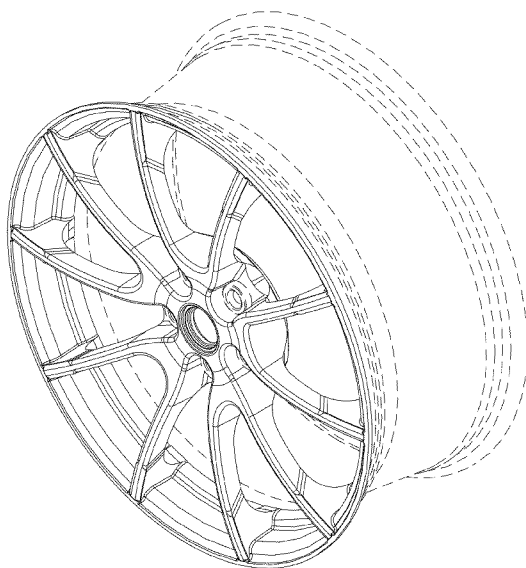
DESCRIPTION

FIG. 1 is a perspective view of a vehicle wheel, showing our new design; and,

FIG. 2 is a front view thereof.

The broken line showing of the rear portion of the wheel and the bolt holes is included for the purpose of illustrating environment and forms no part of the claims design.

1 Claim, 2 Drawing Sheets



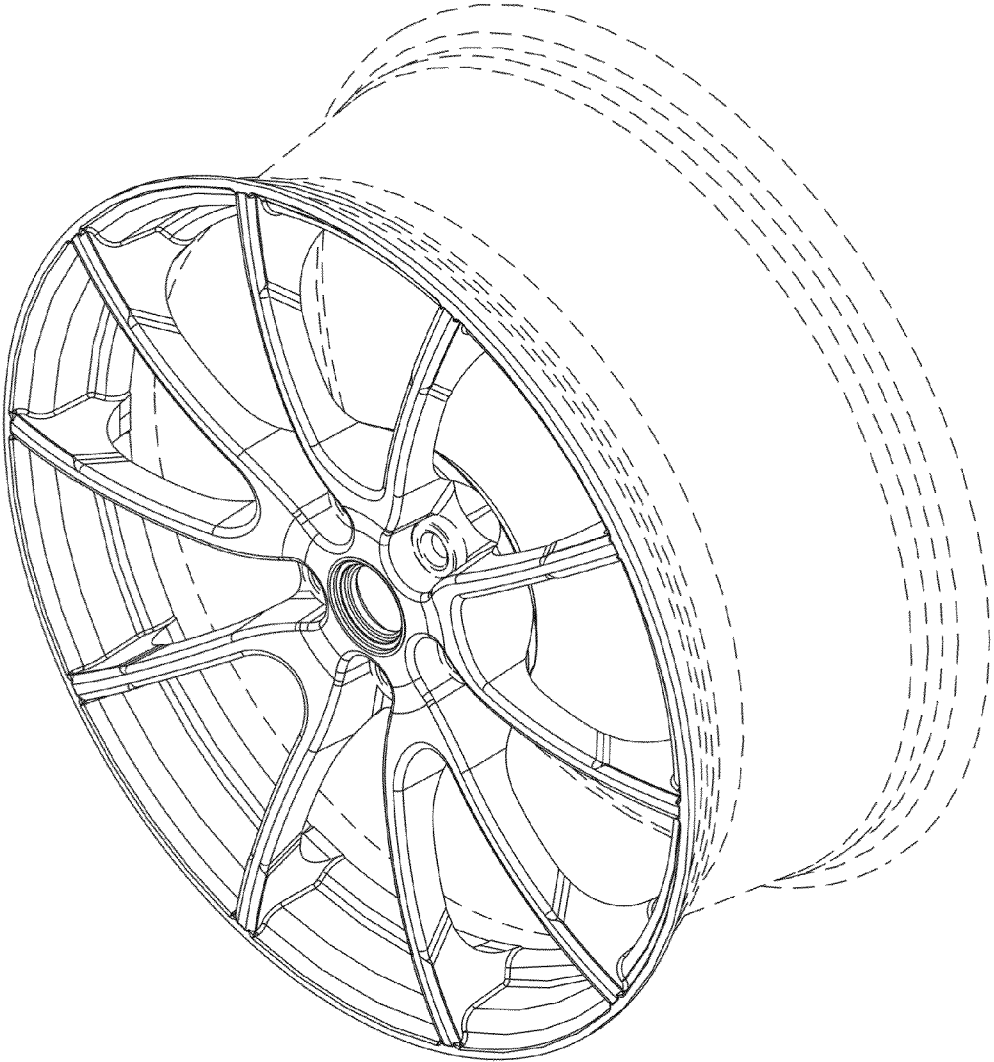


FIG 1




FIG 2