



US00D337671S

United States Patent [19]

[11] Patent Number: Des. 337,671

Rushing

[45] Date of Patent: ** Jul. 27, 1993

[54] ROTATABLE PRODUCT DISPLAY STAND

[75] Inventor: Tom Rushing, Denville, N.J.

[73] Assignee: Marlboro Marketing, Inc., New York, N.Y.

[**] Term: 14 Years

[21] Appl. No.: 886,453

[22] Filed: May 21, 1992

[52] U.S. Cl. D6/455; D6/461

[58] Field of Search D6/396, 415, 397, 411, D6/464, 465, 455, 457-461, 477-479; 211/13, 163, 74, 59.4, 144; 108/106-108, 111

[56] References Cited

U.S. PATENT DOCUMENTS

D. 39,210	3/1908	Heimann	D6/461 X
D. 185,751	7/1959	Hammer	D6/465 X
D. 189,171	11/1960	Ensign	D6/457
D. 220,592	4/1971	Howard	D6/461 X
D. 328,534	8/1992	McClau	D6/457
D. 329,548	9/1992	Wells et al.	D6/457 X
4,688,684	8/1987	Young et al.	D6/461 X

Primary Examiner—Alan P. Douglas

Assistant Examiner—Jeffrey Asch

Attorney, Agent, or Firm—Schweitzer, Cornman & Gross

[57] CLAIM

The ornamental design for a rotatable product display stand, as shown and described.

DESCRIPTION

FIG. 1 is a front perspective view of a rotatable product display stand showing my new design;

FIG. 2 is a bottom plan view thereof;

FIG. 3 is a front elevation view thereof;

FIG. 4 is a left side elevation view thereof, the right side view being a mirror image;

FIG. 5 is a rear elevation view thereof;

FIG. 6 is a top plan view thereof;

FIG. 7 is a top plan view thereof taken along line 7—7 of FIG. 3;

FIG. 8 is a front perspective view of a second embodiment of my design;

FIG. 9 is a top plan view thereof;


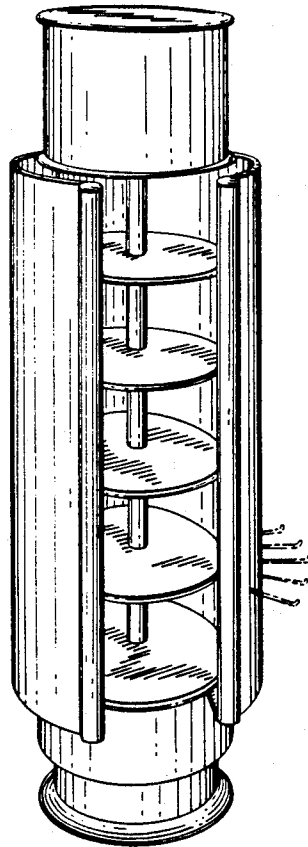
FIG. 10 is a front elevation view thereof;

FIG. 11 is a bottom plan view thereof;

FIG. 12 is a rear elevation view thereof; and,

FIG. 13 is a top plan view thereof taken along line 13—13 in FIG. 10; the left and right side elevation view being identical to those of the first embodiment as set forth in FIG. 4.

The broken line showings in FIGS 1 and 8 are for illustrative purposes only.



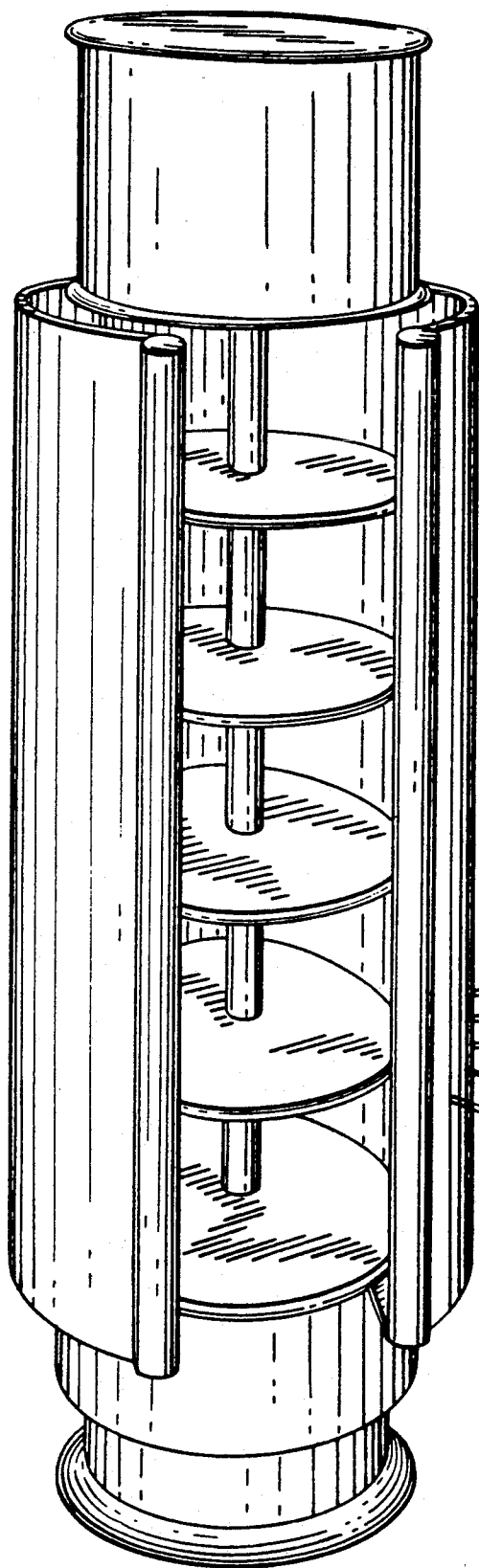


FIG. 1

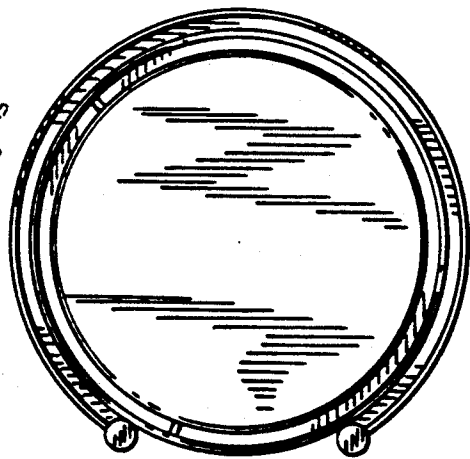


FIG. 2

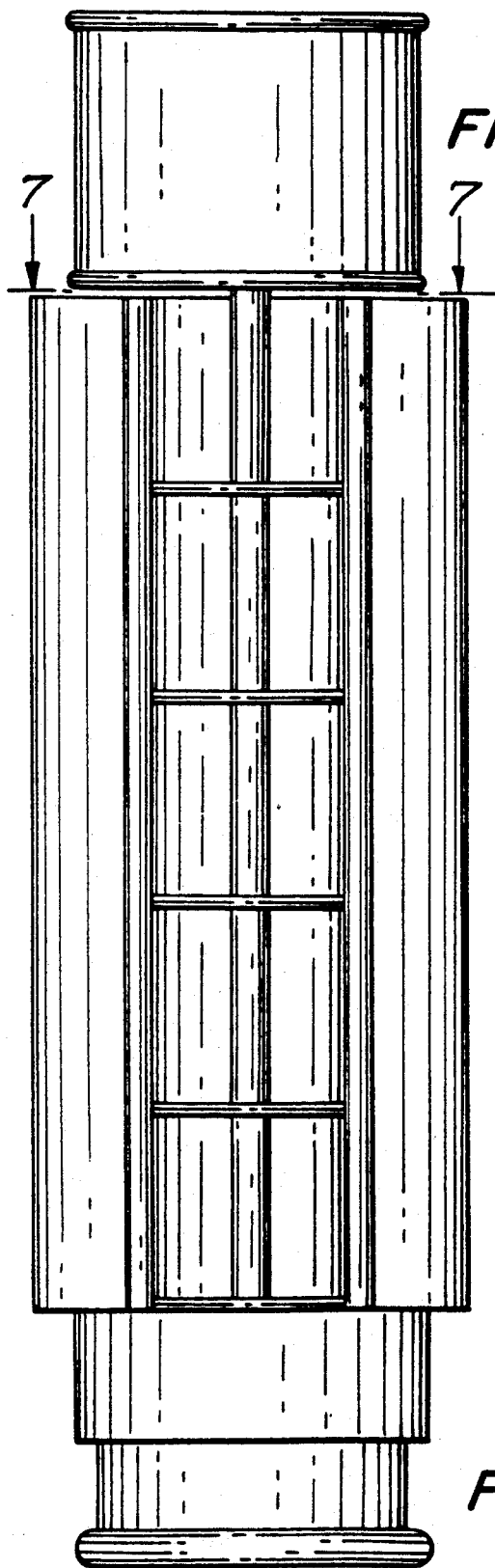


FIG. 3




FIG. 4




FIG. 5

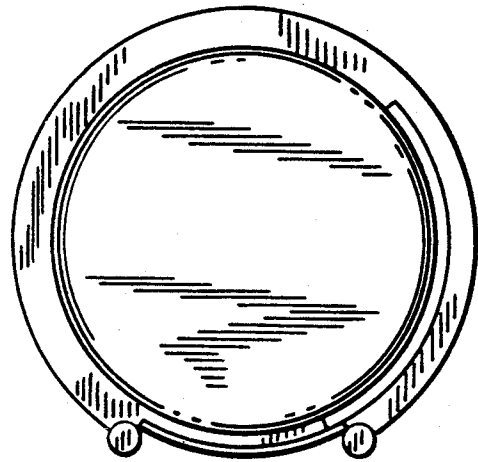


FIG. 6

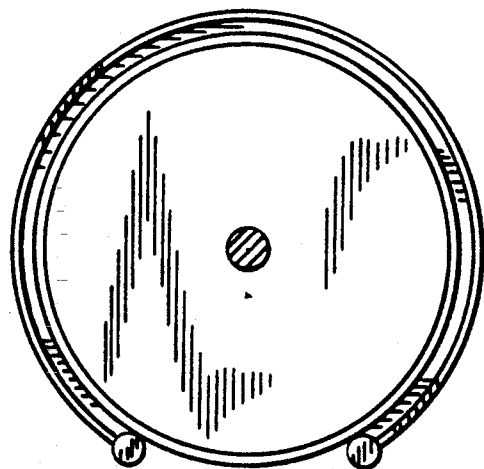


FIG. 7




FIG. 8

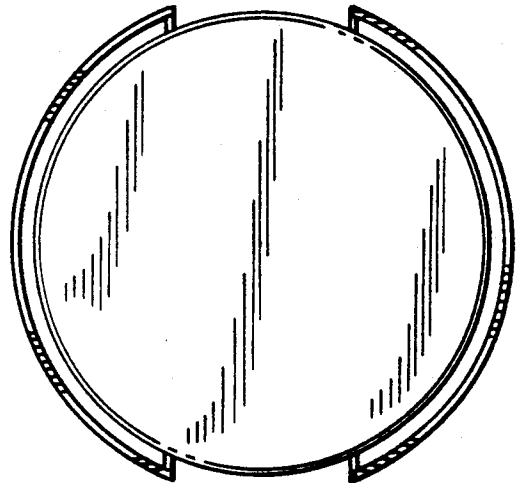


FIG. 9


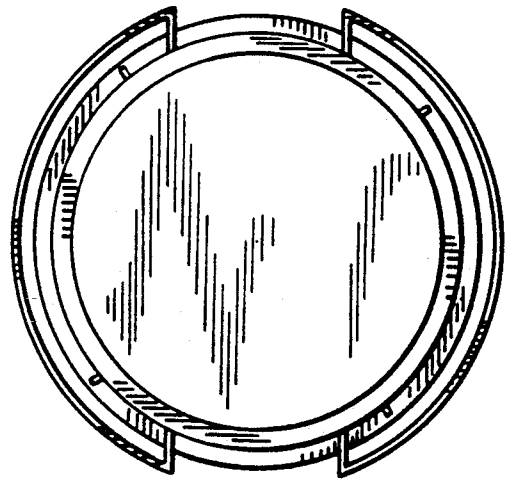


FIG. 10

FIG. 11






FIG. 12

FIG. 13

