

T. Dolan,

Latch

No. 103586.

Patented May 31, 1870.

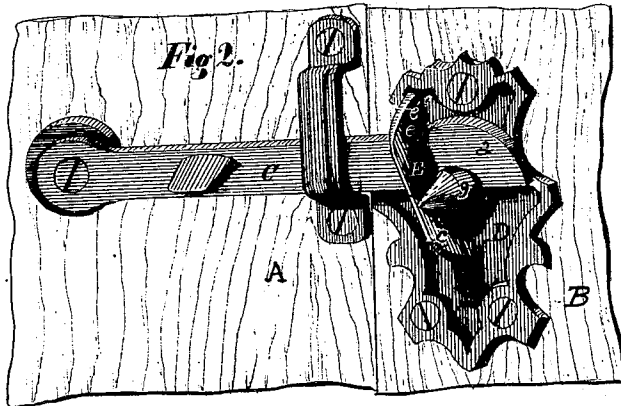
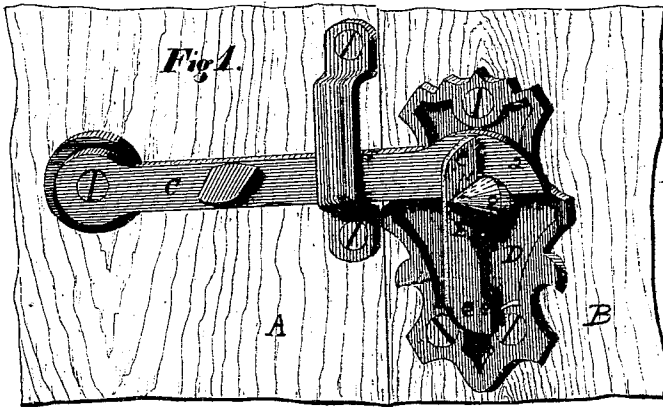


Fig. 3.

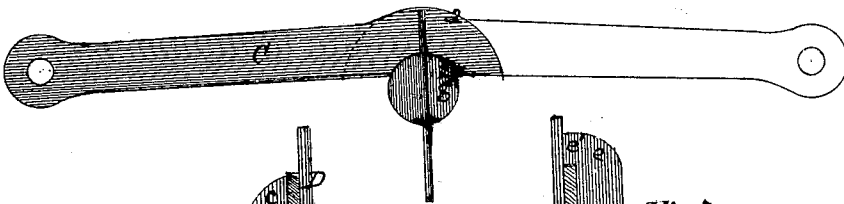


Fig. 4.

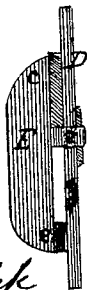


Fig. 5.



Witnesses

Alex. Selkirk
H. S. Buckbee

Thomas Dolan
Inventor.

United States Patent Office.

THOMAS DOLAN, OF ALBANY, NEW YORK.

Letters Patent No. 103,586, dated May 31, 1870; antedated May 20, 1870.

IMPROVEMENT IN LATCHES.

The Schedule referred to in these Letters Patent and making part of the same.

To all whom it may concern:

Be it known that I, THOMAS DOLAN, of the city and county of Albany, State of New York, have invented certain new and useful Improvements in Latches for Doors, Shutter-Bars, &c.; and I do hereby declare that the following is a full, clear, and exact description thereof, reference being had to the accompanying drawing forming a part of this specification, in which—

Figure 1 represents a perspective view of the latch, as improved, secured by the holding catch.

Figure 2 represents a perspective view of the latch secured by the locking-catch.

Figure 3 is a longitudinal section of the invention.

Figure 4 is a cross-section shown secured by holding-catch.

Figure 5 is a cross-section shown secured by locking-catch.

The nature of my invention consists in pivoting to the catch-plate a double catch, which double catch consists of a holding-catch to be used through the day, or when persons are allowed to pass into and from the room, while the second catch, which I term the locking-catch, is to be used when the door is to be secured against the entrance of other persons outside, as in the night.

To the head of the latch is given a curved form of line which will permit the locking-catch to swing over it and bind it down in its place.

To enable others skilled in the art to make and use my invention I will proceed to describe it in reference to the accompanying drawing, and the letters of reference marked thereon, the same letters indicating like parts.

In the drawing—

A represents a section of a door, and B a section of a door-jamb, to which the latch is secured.

The latch consists in a latch-bar, C, attached to the door A in the usual manner, and is constructed of

any suitable material and furnished with a curved form of head or latching end, *a*.

D is the usual catch-plate secured properly to the door-jamb.

Pivoted to the said catch-plate is a double latch, E, which double latch consists of a holding-catch, *c*, and a locking-catch, *e*, made and attached to each other and swinging on a common pivot, *g*, figs. 4 and 5.

The holding-catch *c* is to be used as shown in figs. 1 and 4, when freedom for passage to and from the room is allowed; but when it is desired to secure the door from the inside so that parties outside may not effect an entrance, the locking-catch *e* is turned up and over the latch-bar end *a*, as shown in figs. 2 and 5, and when thus turned up and over the end *a*, the binding-lip *e'*, made with and forming a part of the catch *e*, bears down on the upper edge of the latch-bar and holds it from being raised up.

A right or left-hand latch-bar will work in the same catches equally as well, as shown in fig. 3.

This latch, when modified, can be applied to windows, shutter-bars, shutter-gates, and the like, as well as to doors.

The advantages attending this latch are these:

A door can be securely fastened without providing it with a lock, while the cost of its manufacture is not materially measured, the locking device is always readily and easily applied and entirely dispenses with a third piece to secure the latch-bar in its place.

Having described my invention,

What I claim, and desire to secure by Letters Patent, is—

The catch E, pivoted as described, and combining the holding-catch *c* and locking-catch *e*, and in combination with the curved formed *a* of a latch-bar, substantially as and for the purpose set forth.

Witnesses: THOMAS DOLAN.

ALEX. SELKIRK,
W. S. BUCKBEE.