

(12) STANDARD PATENT
(19) AUSTRALIAN PATENT OFFICE

(11) Application No. **AU 2015223084 B2**

(54) Title
Compounds for treatment of complement mediated disorders

(51) International Patent Classification(s)
C07D 401/14 (2006.01) **C07D 471/04** (2006.01)
C07D 403/14 (2006.01)

(21) Application No: **2015223084** (22) Date of Filing: **2015.02.25**

(87) WIPO No: **WO15/130854**

(30) Priority Data

(31)	Number	(32)	Date	(33)	Country
	62/046,783		2014.09.05		US
	61/944,189		2014.02.25		US
	62/022,916		2014.07.10		US

(43) Publication Date: **2015.09.03**

(44) Accepted Journal Date: **2019.11.07**

(71) Applicant(s)
Achillion Pharmaceuticals, Inc.

(72) Inventor(s)
Phadke, Avinash S.;Wang, Xiangzhu;Chen, Dawei;Hashimoto, Akihiro;Gadhachanda, Venkat Rao;Pais, Godwin;Wang, Qiuping;Agarwal, Atul;Deshpande, Milind;Wiles, Jason Allan

(74) Agent / Attorney
WRAYS PTY LTD, L7 863 Hay St, Perth, WA, 6000, AU

(56) Related Art
WO 2012093101 A1
WO 2014009833 A2
WO 2014002057 A1
WO 2014002052 A1
WO 2014002054 A1
WO 2014002058 A2
WO 2014002051 A2
WO 2014002053 A1



(43) International Publication Date
3 September 2015 (03.09.2015)

(10) International Publication Number
WO 2015/130854 A1

- (51) **International Patent Classification:**
C07D 401/14 (2006.01) *C07D 471/04* (2006.01)
C07D 403/14 (2006.01)
- (21) **International Application Number:**
PCT/US2015/017609
- (22) **International Filing Date:**
25 February 2015 (25.02.2015)
- (25) **Filing Language:** English
- (26) **Publication Language:** English
- (30) **Priority Data:**
61/944,189 25 February 2014 (25.02.2014) US
62/022,916 10 July 2014 (10.07.2014) US
62/046,783 5 September 2014 (05.09.2014) US
- (71) **Applicant:** **ACHILLION PHARMACEUTICALS, INC.**
[US/US]; 300 George Street, New Haven, CT 06511 (US).
- (72) **Inventors:** **PHADKE, Avinash, S.**; 51 Gilbert Lane, Branford, CT 06405 (US). **WANG, Xiangzhu**; 147 Foxbridge Village Road, Branford, CT 06405 (US). **CHEN, Dawei**; 1117 Durham Road, Guilford, CT 06437 (US). **HASHIMOTO, Akihiro**; 47 Laurel Street, Branford, CT 06405 (US). **GADHACHANDA, Venkat, Rao**; 39 Ives Street, Unit 104, Hamden, CT 06518 (US). **PAIS, Godwin**; 370 West Todd Street, Hamden, CT 06518 (US). **WANG, Qiuping**; 79 Carriage Drive, Bethany, CT 06524 (US). **AGARWAL, Atul**; 75 Nicholas Court, Hamden, CT 06518 (US). **DESHPANDE, Milind**; 44 Field Brook

Road, Madison, CT 06443 (US). **WILES, Jason, Allan**; 116 Blinnshed Road, Madison, CT 06443 (US).

- (74) **Agent:** **BELLOWS, Brent, R.**; Knowles Intellectual Property Strategies, Inc., 400 Perimeter Center Terrace NE, Suite 200, Atlanta, GA 30346 (US).
- (81) **Designated States** (*unless otherwise indicated, for every kind of national protection available*): AE, AG, AL, AM, AO, AT, AU, AZ, BA, BB, BG, BH, BN, BR, BW, BY, BZ, CA, CH, CL, CN, CO, CR, CU, CZ, DE, DK, DM, DO, DZ, EC, EE, EG, ES, FI, GB, GD, GE, GH, GM, GT, HN, HR, HU, ID, IL, IN, IR, IS, JP, KE, KG, KN, KP, KR, KZ, LA, LC, LK, LR, LS, LU, LY, MA, MD, ME, MG, MK, MN, MW, MX, MY, MZ, NA, NG, NI, NO, NZ, OM, PA, PE, PG, PH, PL, PT, QA, RO, RS, RU, RW, SA, SC, SD, SE, SG, SK, SL, SM, ST, SV, SY, TH, TJ, TM, TN, TR, TT, TZ, UA, UG, US, UZ, VC, VN, ZA, ZM, ZW.
- (84) **Designated States** (*unless otherwise indicated, for every kind of regional protection available*): ARIPO (BW, GH, GM, KE, LR, LS, MW, MZ, NA, RW, SD, SL, ST, SZ, TZ, UG, ZM, ZW), Eurasian (AM, AZ, BY, KG, KZ, RU, TJ, TM), European (AL, AT, BE, BG, CH, CY, CZ, DE, DK, EE, ES, FI, FR, GB, GR, HR, HU, IE, IS, IT, LT, LU, LV, MC, MK, MT, NL, NO, PL, PT, RO, RS, SE, SI, SK, SM, TR), OAPI (BF, BJ, CF, CG, CI, CM, GA, GN, GQ, GW, KM, ML, MR, NE, SN, TD, TG).

Published:

— with international search report (Art. 21(3))

(54) **Title:** COMPOUNDS FOR TREATMENT OF COMPLEMENT MEDIATED DISORDERS

(57) **Abstract:** Compounds, methods of use, and processes for making inhibitors of complement factor D comprising Formula I, or a pharmaceutically acceptable salt or composition thereof are provided. The inhibitors described herein target factor D and inhibit or regulate the complement cascade at an early and essential point in the alternative complement pathway, and reduce factor D's ability to modulate the classical and lectin complement pathways. The inhibitors of factor D described herein are capable of reducing the excessive activation of complement, which has been linked to certain autoimmune, inflammatory, and neurodegenerative diseases, as well as ischemia- reperfusion injury and cancer.



WO 2015/130854 A1

COMPOUNDS FOR TREATMENT OF COMPLEMENT MEDIATED DISORDERS

CROSS-REFERENCE TO RELATED APPLICATIONS

[0001] This application claims the benefit of provisional U.S. Application No. 61/944,189 filed February 25, 2014, provisional U.S. Application No. 62/022,916 filed July 10, 2014, and provisional U.S. Application 62/046,783 filed September 5, 2014. The entirety of each of these applications is hereby incorporated by reference for all purposes.

BACKGROUND

[0002] The complement system is a part of the innate immune system which does not adapt to changes over the course of the host's life, but is recruited and used by the adaptive immune system. For example, it assists, or complements, the ability of antibodies and phagocytic cells to clear pathogens. This sophisticated regulatory pathway allows rapid reaction to pathogenic organisms while protecting host cells from destruction. Over thirty proteins and protein fragments make up the complement system. These proteins act through opsonization (enhancing phagocytosis of antigens), chemotaxis (attracting macrophages and neutrophils), cell lysis (rupturing membranes of foreign cells) and agglutination (clustering and binding of pathogens together).

[0003] The complement system has three pathways: classical, alternative and lectin. Complement factor D plays an early and central role in activation of the alternative pathway of the complement cascade. Activation of the alternative complement pathway is initiated by spontaneous hydrolysis of a thioester bond within C3 to produce C3(H₂O), which associates with factor B to form the C3(H₂O)B complex. Complement factor D acts to cleave factor B within the C3(H₂O)B complex to form Ba and Bb. The Bb fragment remains associated with C3(H₂O) to form the alternative pathway C3 convertase C3(H₂O)Bb. Additionally, C3b generated by any of the C3 convertases also associates with factor B to form C3bB, which factor D cleaves to generate the later stage alternative pathway C3 convertase C3bBb. This latter form of the alternative pathway C3 convertase may provide important downstream amplification within all three of the defined complement pathways, leading ultimately to the recruitment and assembly of additional factors in the complement cascade pathway, including the cleavage of C5 to C5a and C5b. C5b acts in the assembly of factors C6, C7, C8, and C9 into the membrane attack complex, which can destroy pathogenic cells by lysing the cell.

[0004] The dysfunction of or excessive activation of complement has been linked to certain autoimmune, inflammatory, and neurodegenerative diseases, as well as ischemia-reperfusion injury and cancer. For example, activation of the alternative pathway of the complement cascade contributes to the production of C3a and C5a, both potent anaphylatoxins, which also have roles in a number of inflammatory disorders. Therefore, in some instances, it is desirable to decrease the response of the complement pathway, including the alternative complement pathway. Some examples of disorders mediated by the complement pathway include age-related macular degeneration (AMD), paroxysmal nocturnal hemoglobinuria (PNH), multiple sclerosis, and rheumatoid arthritis.

[0005] Age-related macular degeneration (AMD) is a leading cause of vision loss in industrialized countries. Based on a number of genetic studies, there is evidence of the link between the complement cascade and macular degeneration. Individuals with mutations in the gene encoding complement factor H have a fivefold increased risk of macular degeneration and individuals with mutations in other complement factor genes also have an increased risk of AMD. Individuals with mutant factor H also have increased levels of C-reactive protein, a marker of inflammation. Without adequate functioning factor H, the alternative pathway of the complement cascade is overly activated leading to cellular damage. Inhibition of the alternative pathway is thus desired.

[0006] Paroxysmal nocturnal hemoglobinuria (PNH) is a non-malignant, hematological disorder characterized by the expansion of hematopoietic stem cells and progeny mature blood cells which are deficient in some surface proteins. PNH erythrocytes are not capable of modulating their surface complement activation, which leads to the typical hallmark of PNH – the chronic activation of complement mediated intravascular anemia. Currently, only one product, the anti-C5 monoclonal antibody eculizumab, has been approved in the U.S. for treatment of PNH. However, many of the patients treated with eculizumab remain anemic, and many patients continue to require blood transfusions. In addition, treatment with eculizumab requires life-long intravenous injections. Thus, there is an unmet need to develop novel inhibitors of the complement pathway.

[0007] Factor D is an attractive target for inhibition or regulation of the complement cascade due to its early and essential role in the alternative complement pathway, and its potential role in signal amplification within the classical and lectin complement pathways. Inhibition of

factor D effectively interrupts the pathway and attenuates the formation of the membrane attack complex.

[0008] While initial attempts have been made to develop inhibitors of factor D, there are currently no small molecule factor D inhibitors in clinical trials. Examples of factor D inhibitors or prolyl compounds are described in the following disclosures.

[0009] Biocryst Pharmaceuticals US Pat. No. 6653340 titled "Compounds useful in the complement, coagulat and kallikrein pathways and method for their preparation" describes fused bicyclic ring compounds that are potent inhibitors of factor D. Development of the factor D inhibitor BCX1470 was discontinued due to lack of specificity and short half-life of the compound.

[0010] Novartis PCT patent publication WO2012/093101 titled "Indole compounds or analogues thereof useful for the treatment of age-related macular degeneration" describes certain factor D inhibitors.

[0011] Novartis PCT patent publications WO2014/002057 titled "Pyrrolidine derivatives and their use as complement pathway modulators" and WO2014/009833 titled "Complement pathway modulators and uses thereof" describe additional factor D inhibitors with heterocyclic substituents. Additional factor D inhibitors are described in Novartis PCT patent publications WO2014/002051, WO2014/002052, WO2014/002053, WO2014/002054, WO2014/002058, WO2014/002059, and WO2014/005150.

[0012] Bristol-Myers Squibb PCT patent publication WO2004/045518 titled "Open chain prolyl urea-related modulators of androgen receptor function" describes open chain prolyl urea and thiourea related compounds for the treatment of androgen receptor-associated conditions, such as age-related diseases, for example, sarcopenia.

[0013] Japan Tobacco Inc. PCT patent publication WO1999/048492 titled "Amide derivatives and nociceptin antagonists" describes compounds with a proline-like core and aromatic substituents connected to the proline core through amide linkages useful for the treatment of pain.

[0014] Ferring B.V. and Yamanouchi Pharmaceutical Co. ITD. PCT patent publication WO1993/020099 titled "CCK and/or gastrin receptor ligands" describes compounds with a proline-like core and heterocyclic substituents connected to the proline core through amide linkages for the treatment of, for example, gastric disorders or pain.

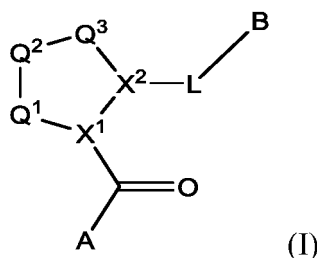
[0015] Alexion Pharmaceuticals PCT patent publication WO1995/029697 titled "Methods and compositions for the treatment of glomerulonephritis and other inflammatory diseases"

discloses antibodies directed to C5 of the complement pathway for the treatment of glomerulonephritis and inflammatory conditions involving pathologic activation of the complement system. Alexion Pharmaceutical's anti-C5 antibody eculizumab (Soliris®) is currently the only complement-specific antibody on the market, and is the first and only approved treatment for paroxysmal nocturnal hemoglobinuria (PNH).

[0016] Compounds which mediate the complement pathway, and for example, act as factor D inhibitors are needed for treatment of disorders in a host, including a human, associated with misregulation of the complement cascade.

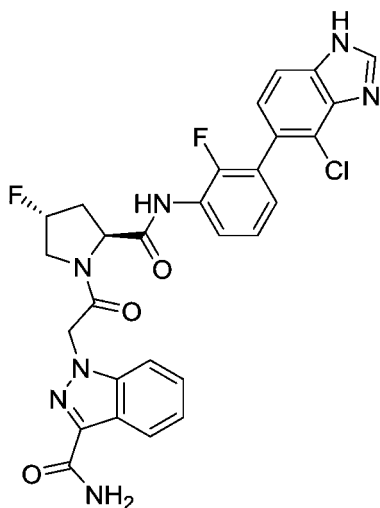
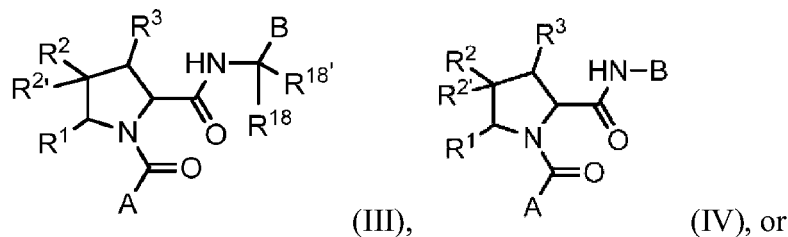
SUMMARY

[0017] According to the present invention, a compound of Formula I is provided:



[0018] as well as the pharmaceutically acceptable salts and compositions thereof. Formula I can be considered to have a central core, an L-B substituent, and a (C=O)A substituent. It has been discovered that a compound of Formula I, or a pharmaceutically acceptable salt or composition thereof, is a superior inhibitor of complement factor D, and therefore can be used as an effective amount to treat a host in need of complement factor D modulation. As described below, the invention provides compounds of Formula I, wherein either X² is nitrogen or at least one of (d), (e), (g), (i), (l), (n), (p), (s), (v), (x), and (y) is present, as defined below. Pharmaceutical compositions comprising a compound or salt of Formula I together with a pharmaceutically acceptable carrier are also disclosed.

[0018a] In one embodiment, the present invention provides a compound of the formula



or a pharmaceutically acceptable salt thereof, wherein

R^1 , R^2 , $R^{2'}$, and R^3 are independently chosen at each occurrence from hydrogen, halogen, hydroxyl, nitro, cyano, amino, C_1 - C_6 alkyl, C_2 - C_6 alkenyl, C_1 - C_6 alkoxy, C_2 - C_6 alkynyl, C_2 - C_6 alkanoyl, C_1 - C_6 thioalkyl, hydroxy C_1 - C_6 alkyl, amino C_1 - C_6 alkyl, $-C_0$ - C_4 alkyl NR^9R^{10} , $-C(O)OR^9$, $-OC(O)R^9$, $-NR^9C(O)R^{10}$, $-C(O)NR^9R^{10}$, $-OC(O)NR^9R^{10}$, $-O$ (heteroaryl), $-NR^9C(O)OR^{10}$, C_1 - C_2 haloalkyl, and C_1 - C_2 haloalkoxy; $-C_0$ - C_4 alkyl(C_3 - C_7 cycloalkyl) and $-O$ - C_0 - C_4 alkyl(C_3 - C_7 cycloalkyl);

or R^2 and $R^{2'}$ may be taken together to form a 3- to 6-membered carbocyclic spiro ring, or R^2 and $R^{2'}$ may be taken together to form a 3- to 6-membered heterocyclic spiro ring, each of which spiro rings is unsubstituted or substituted with one or more halogen or methyl substituents;

or R^1 and R^2 may be taken together to form a 3-membered carbocyclic ring;

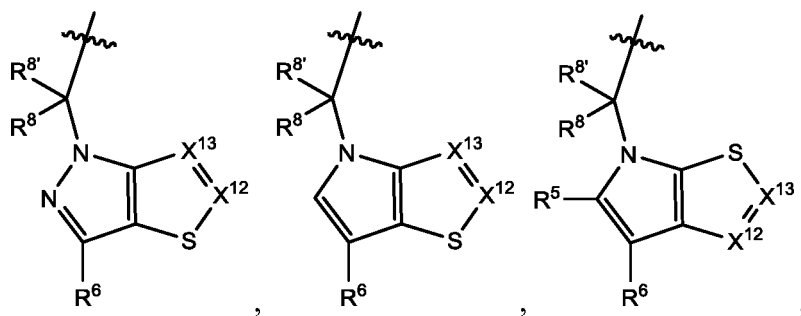
or R^1 and R^2 may be taken together to form a 4- to 6-membered carbocyclic ring or a 4- to 6-membered heterocyclic ring containing 1 or 2 heteroatoms independently chosen from N, O, and S;

or R^2 and R^3 , may be taken together to form a 3- to 6-membered carbocyclic ring or a 3- to 6-membered heterocyclic ring; each of which non-spiro ring may be unsubstituted or substituted with 1 or more substituents independently chosen from halogen, hydroxyl, cyano, -COOH, C_1 - C_4 alkyl, C_2 - C_4 alkenyl, C_1 - C_4 alkoxy, C_2 - C_4 alkanoyl, hydroxy C_1 - C_4 alkyl, (mono- and di- C_1 - C_4 alkylamino) C_0 - C_4 alkyl, - C_0 - C_4 alkyl(C_3 - C_7 cycloalkyl), -O- C_0 - C_4 alkyl(C_3 - C_7 cycloalkyl), C_1 - C_2 haloalkyl, and C_1 - C_2 haloalkoxy;

R^9 and R^{10} are independently chosen at each occurrence from hydrogen, C_1 - C_6 alkyl, and (C_3 - C_7 cycloalkyl) C_0 - C_4 alkyl;

R^{18} and $R^{18'}$ are independently chosen from hydrogen, halogen, hydroxymethyl, and methyl;

A is a group chosen from



R^5 and R^6 are independently chosen from (o) and (p)

(o) -CHO, -C(O)NH₂, -C(O)NH(CH₃), or C_2 - C_6 alkanoyl;

(p) hydrogen, hydroxyl, halogen, cyano, nitro, -COOH, -SO₂NH₂, -C(NH₂) C_1 - C_3 haloalkyl, -CF(C=CH₂), -C(=NCN) C_1 - C_6 alkyl, C_1 - C_6 alkyl, C_2 - C_6 alkenyl, C_1 - C_6 alkoxy, - C_0 - C_4 alkyl(C_3 - C_7 cycloalkyl), -C(O) C_0 - C_4 alkyl(C_3 - C_7 cycloalkyl), -P(O)(OR⁹)₂, -OC(O)R⁹, -C(O)OR⁹, -C(O)N(CH₂CH₂R⁹)(R¹⁰), -NR⁹C(O)R¹⁰, phenyl, or 5- to 6-membered heteroaryl;

each R^5 and R^6 other than hydrogen, hydroxyl, cyano, and -COOH is unsubstituted or substituted with one or more substituents independently chosen from halogen, hydroxyl, amino, imino, cyano, cyanoimino, C_1 - C_2 alkyl, C_1 - C_4 alkoxy, - C_0 - C_2 alkyl(mono- and di- C_1 - C_4 alkylamino), C_1 - C_2 haloalkyl, C_1 - C_2 haloalkoxy, C(O)alkyl, C(O)cycloalkyl, C(O)aryl, C(O)heterocycle, and C(O)heteroaryl;

R^8 and $R^{8'}$ are independently chosen from hydrogen, halogen, hydroxyl, C_1 - C_6 alkyl, C_1 - C_6 alkoxy, and $(C_1$ - C_4 alkylamino) C_0 - C_2 alkyl, or R^8 and $R^{8'}$ are taken together to form an oxo group;

X^{12} is CR^{12} or N;

X^{13} is CR^{13} or N;

R^{12} and R^{13} are independently chosen from (q), (r), and (s);

(q) hydrogen, halogen, hydroxyl, nitro, cyano, amino, $-COOH$, C_1 - C_2 haloalkyl, and C_1 - C_2 haloalkoxy;

(r) C_1 - C_6 alkyl, C_2 - C_6 alkenyl, C_2 - C_6 alkanoyl, C_1 - C_6 alkoxy, C_2 - C_6 alkenyloxy, $-C(O)OR^9$, C_1 - C_6 thioalkyl, $-C_0$ - C_4 alkyl NR^9R^{10} , $-C(O)NR^9R^{10}$, $-SO_2R^9$, $-SO_2NR^9R^{10}$, $-OC(O)R^9$, and $-C(NR^9)NR^9R^{10}$, each of which (r) is unsubstituted or substituted with one or more substituents independently selected from halogen, hydroxyl, nitro, cyano, amino, $-COOH$, $-CONH_2$, C_1 - C_2 haloalkyl, and C_1 - C_2 haloalkoxy, and each of which (r) is also optionally substituted with one substituent chosen from phenyl and 4- to 7-membered heterocycle containing 1, 2, or 3 heteroatoms independently chosen from N, O, and S; which phenyl or 4- to 7-membered heterocycle is unsubstituted or substituted with one or more substituents independently chosen from halogen, hydroxyl, nitro, cyano, C_1 - C_6 alkyl, C_2 - C_6 alkenyl, C_2 - C_6 alkanoyl, C_1 - C_6 alkoxy, (mono- and di- C_1 - C_6 alkylamino) C_0 - C_4 alkyl, C_1 - C_6 alkylester, $-C_0$ - C_4 alkyl)(C_3 - C_7 cycloalkyl), C_1 - C_2 haloalkyl, and C_1 - C_2 haloalkoxy;

(s) $-C(CH_2)_2R^{30}$;

R^{30} is $-NR^9C(O)R^{31}$ or R^{32} ;

R^{31} and R^{32} are selected from C_1 - C_6 alkyl, C_1 - C_6 haloalkyl, $(C_3$ - C_7 cycloalkyl) C_0 - C_4 alkyl, (phenyl) C_0 - C_4 alkyl, (4- to 7-membered heterocycloalkyl) C_0 - C_4 alkyl having 1, 2, or 3 heteroatoms independently chosen from N, O, and S, and (5- or 6- membered unsaturated or aromatic heterocycle) C_0 - C_4 alkyl having 1, 2, or 3 heteroatoms independently chosen from N, O, and S;

each of which (s) may be unsubstituted or substituted with one or more substituents independently chosen from halogen, hydroxyl, nitro, cyano, amino, oxo, $-B(OH)_2$, $-Si(CH_3)_3$, $-COOH$, $-CONH_2$, $-P(O)(OH)_2$, C_1 - C_6 alkyl, C_1 - C_6 alkoxy, $-C_0$ - C_2 alkyl(mono- and di- C_1 -

C₄alkylamino), C₁-C₆alkylester, C₁-C₄alkylamino, C₁-C₄hydroxylalkyl, C₁-C₂haloalkyl, and C₁-C₂haloalkoxy;

B is a monocyclic or bicyclic carbocyclic or carbocyclic-oxy group or a monocyclic, bicyclic, or tricyclic heterocyclic group having 1, 2, 3, or 4 heteroatoms independently selected from N, O, and S and from 4 to 7 ring atoms per ring, or

B is a C₂-C₆alkenyl or C₂-C₆alkynyl group; or

B is -(C₀-C₄alkyl)(aryl), -(C₀-C₄alkyl)(heteroaryl), or -(C₀-C₄alkyl)(biphenyl);

each of which B is unsubstituted or substituted with one or more substituents independently chosen from (w) and (x) and 0 or 1 substituents chosen from (y) and (z)

(w) halogen, hydroxyl, -COOH, cyano, C₁-C₆alkyl, C₂-C₆alkanoyl, C₁-C₆alkoxy, -C₀-C₄alkylNR⁹R¹⁰, -SO₂R⁹, C₁-C₂haloalkyl, and C₁-C₂haloalkoxy;

(x) nitro, C₂-C₆alkenyl, C₂-C₆alkynyl, C₁-C₆thioalkyl, -JC₃-C₇cycloalkyl, -B(OH)₂, -JC(O)NR⁹R²³, -JOSO₂OR²¹, SR⁹, -C(O)(CH₂)₁₋₄S(O)R²¹, -O(CH₂)₁₋₄S(O)NR²¹R²², -JOP(O)(OR²¹)(OR²²), -JP(O)(OR²¹)(OR²²), -JOP(O)(OR²¹)R²², -JP(O)(OR²¹)R²², -JOP(O)R²¹R²², -JP(O)R²¹R²², -JSP(O)(OR²¹)(OR²²), -JSP(O)(OR²¹)(R²²), -JSP(O)(R²¹)(R²²), -JNR⁹P(O)(NHR²¹)(NHR²²), -JNR⁹P(O)(OR²¹)(NHR²²), -JNR⁹P(O)(OR²¹)(OR²²), -JC(S)R²¹, -JNR²¹SO₂R²², -JNR⁹S(O)_nNR¹⁰R²², -JSO₂NR⁹COR²², -JSO₂NR⁹CONR²¹R²², -JNR²¹SO₂R²², -JC(O)NR²¹SO₂R²², -JC(NH₂)NR²², -JC(NH₂)NS(O)₂R²², -JOC(O)NR²¹R²², -JNR²¹C(O)OR²², -JNR²¹OC(O)R²², -(CH₂)₁₋₄C(O)NR²¹R²², -JNR⁹C(O)R²¹, -JC(O)R²¹, -JNR⁹C(O)NR¹⁰R²², -CCR²¹, -(CH₂)₁₋₄OC(O)R²¹, and -JC(O)OR²³;

each of which (x) may be unsubstituted or substituted with one or more substituents independently chosen from halogen, hydroxyl, nitro, cyano, amino, oxo, -B(OH)₂, -Si(CH₃)₃, -COOH, -CONH₂, -P(O)(OH)₂, C₁-C₆alkyl, C₁-C₆alkoxy, -C₀-C₂alkyl(mono- and di-C₁-C₄alkylamino), C₁-C₆alkylester, C₁-C₄alkylamino, C₁-C₄hydroxylalkyl, C₁-C₂haloalkyl, and C₁-C₂haloalkoxy;

(y) naphthyl, naphthyloxy, indanyl, (4- to 7-membered heterocycloalkyl)C₀-C₄alkyl containing 1 or 2 heteroatoms chosen from N, O, and S, and bicyclic heterocycle containing 1, 2, or 3 heteroatoms independently chosen from N, O, and S, and containing 4- to 7- ring atoms in each ring; each of which (y) is unsubstituted or substituted with one or more substituents independently chosen from halogen, hydroxyl, nitro, cyano, C₁-C₆alkyl, C₂-C₆alkenyl, C₂-

C₆alkanoyl, C₁-C₆alkoxy, (mono- and di-C₁-C₆alkylamino)C₀-C₄alkyl, C₁-C₆alkylester, -C₀-C₄alkyl(C₃-C₇cycloalkyl), -SO₂R⁹, C₁-C₂haloalkyl, and C₁-C₂haloalkoxy; and

(z) tetrazolyl, (phenyl)C₀-C₂alkyl, (phenyl)C₁-C₂alkoxy, phenoxy, and 5- or 6-membered heteroaryl containing 1, 2, or 3 heteroatoms independently chosen from N, O, B, and S, each of which (z) is unsubstituted or substituted with one or more substituents independently chosen from halogen, hydroxyl, nitro, cyano, C₁-C₆alkyl, C₂-C₆alkenyl, C₂-C₆alkanoyl, C₁-C₆alkoxy, (mono- and di-C₁-C₆alkylamino)C₀-C₄alkyl, C₁-C₆alkylester, -C₀-C₄alkyl(C₃-C₇cycloalkyl), -SO₂R⁹, -OSi(CH₃)₂C(CH₃)₃, C₁-C₂haloalkyl, and C₁-C₂haloalkoxy;

J is independently chosen at each occurrence from a covalent bond, C₁-C₄alkylene, -OC₁-C₄alkylene, C₂-C₄alkenylene, and C₂-C₄alkynylene;

R²¹ and R²² are independently chosen at each occurrence from hydrogen, hydroxyl, cyano, amino, C₁-C₆alkyl, C₁-C₆haloalkyl, C₁-C₆alkoxy, (C₃-C₇cycloalkyl)C₀-C₄alkyl, (phenyl)C₀-C₄alkyl, -C₁-C₄alkylOC(O)OC₁-C₆alkyl, -C₁-C₄alkylOC(O)C₁-C₆alkyl, -C₁-C₄alkylC(O)OC₁-C₆alkyl, (4- to 7-membered heterocycloalkyl)C₀-C₄alkyl having 1, 2, or 3 heteroatoms independently chosen from N, O, and S, and (5- or 6- membered unsaturated or aromatic heterocycle)C₀-C₄alkyl having 1, 2, or 3 heteroatoms independently chosen from N, O, and S;

R²³ is independently chosen at each occurrence from (C₃-C₇cycloalkyl)C₀-C₄alkyl, (phenyl)C₀-C₄alkyl, (4- to 7-membered heterocycloalkyl)C₀-C₄alkyl having 1, 2, or 3 heteroatoms independently chosen from N, O, and S, and (5- or 6- membered unsaturated or aromatic heterocycle)C₀-C₄alkyl having 1, 2, or 3 heteroatoms independently chosen from N, O, and S.

[0019] In one embodiment, a method for the treatment of a disorder associated with a dysfunction, including increased activity, of the complement pathway is provided that includes the administration of an effective amount of a compound of Formula I, or a pharmaceutically acceptable salt thereof, optionally in a pharmaceutically acceptable carrier, as described in more detail below.

[0019a] In another embodiment, the present invention provides a method for the treatment of a disorder mediated by complement factor D, comprising administering an effective amount to a patient in need thereof a compound of the invention.

[0020] In one embodiment, the disorder is associated with the alternative complement cascade pathway. In yet another embodiment, the disorder is associated with the complement

classical pathway. In a further embodiment, the disorder is associated with the complement lectin pathway. The factor D inhibitors provided herein can thus dampen or inhibit detrimental complement activity in a host, by administration of an effective amount in a suitable manner to a host in need thereof.

[0021] Specific embodiments of this invention are directed to certain disease indications. In one embodiment, a method for the treatment of paroxysmal nocturnal hemoglobinuria (PNH) is provided that includes the administration of an effective amount of a compound of Formula I, or a pharmaceutically acceptable salt thereof, optionally in a pharmaceutically acceptable carrier. In another embodiment, a method for the treatment of age-related macular degeneration (AMD) is provided that includes the administration of an effective amount of a compound of Formula I, or a pharmaceutically acceptable salt thereof, optionally in a pharmaceutically acceptable carrier. In another embodiment, a method for the treatment of rheumatoid arthritis is provided that includes the administration of an effective amount of a compound of Formula I, or a pharmaceutically acceptable salt thereof, optionally in a pharmaceutically acceptable carrier. In another embodiment, a method for the treatment of multiple sclerosis is provided that includes the administration of an effective amount of a compound of Formula I, or a pharmaceutically acceptable salt thereof, optionally in a pharmaceutically acceptable carrier.

[0022] In other embodiments of the invention, an active compound provided herein can be used to treat or prevent a disorder in a host mediated by complement factor D, or by an excessive or detrimental amount of the C3 amplification loop of the complement pathway. As examples, the invention includes methods to treat or prevent complement associated disorders that are induced by antibody-antigen interactions, a component of an immune or autoimmune disorder or by ischemic injury. The invention also provides methods to decrease inflammation or an immune response, including an autoimmune response, where mediated or affected by factor D.

[0023] Formula I carries variables, e.g, A, B, L, X^1 , X^2 , Q^1 , Q^2 , and Q^3 , with the following definitions.

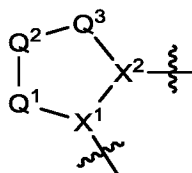
[0024] Q^1 is $N(R^1)$ or $C(R^1R^{1'})$.

[0025] Q^2 is $C(R^2R^{2'})$, $C(R^2R^{2'})-C(R^2R^{2'})$, S, O, $N(R^2)$ or $C(R^2R^{2'})O$.

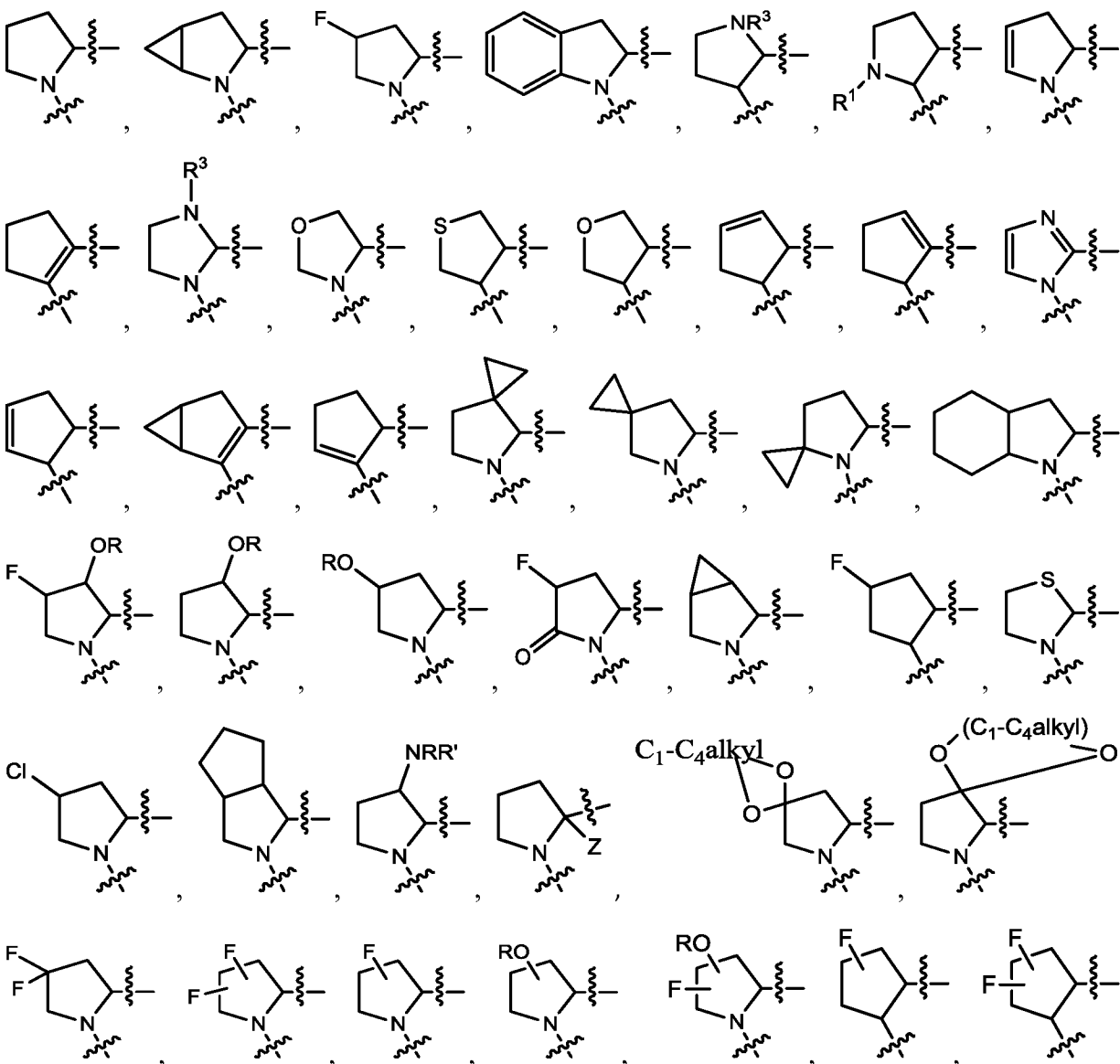
[0026] Q^3 is $N(R^3)$, S, or $C(R^3R^{3'})$.

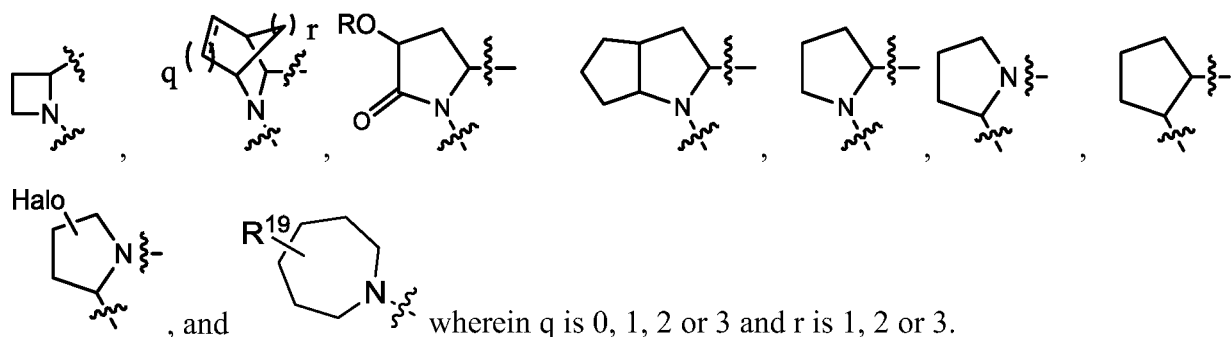
[0027] (a) X^1 and X^2 are independently N, CH, or CZ, or (b) X^1 and X^2 together are $C=C$.

[0028] Q^1 , Q^2 , Q^3 , X^1 , and X^2 are selected such that a stable compound results.



[0029] Non-limiting examples of the ~~the~~ ring are illustrated below (any of which can be otherwise substituted with R¹, R^{1'}, R², R^{2'}, R³, and R^{3'}) as described in more detail below.





[0030] R and R' are independently chosen from H, alkyl, cycloalkyl, alkylcycloalkyl, cycloalkylalkyl, heterocycle, heterocycloalkyl, aryl, aralkyl, heteroaryl, heteroarylalkyl wherein each group can be optionally substituted or any other substituent group herein that provides the desired properties. In some embodiments, the ring includes one or more chiral carbon atoms. The invention includes embodiments in which the chiral carbon can be provided as an enantiomer, or mixtures of enantiomers, including a racemic mixture. Where the ring includes more than one stereocenter, all of the enantiomers and diastereomers are included in the invention as individual species.

[0031] Z is F, Cl, NH₂, CH₃, CH₂D, CHD₂, or CD₃.

[0032] R¹, R^{1'}, R², R^{2'}, R³, and R^{3'} are independently chosen at each occurrence from (c) and (d):

(c) hydrogen, halogen, hydroxyl, nitro, cyano, amino, C₁-C₆alkyl, C₂-C₆alkenyl, C₁-C₆alkoxy, C₂-C₆alkynyl, C₂-C₆alkanoyl, C₁-C₆thioalkyl, hydroxyC₁-C₆alkyl, aminoC₁-C₆alkyl, -C₀-C₄alkylNR⁹R¹⁰, -C(O)OR⁹, -OC(O)R⁹, -NR⁹C(O)R¹⁰, -C(O)NR⁹R¹⁰, -OC(O)NR⁹R¹⁰, -O(heteroaryl), -NR⁹C(O)OR¹⁰, C₁-C₂haloalkyl, and C₁-C₂haloalkoxy, where R⁹ and R¹⁰ are independently chosen at each occurrence from hydrogen, C₁-C₆alkyl, and (C₃-C₇cycloalkyl)C₀-C₄alkyl;

(d) -C₀-C₄alkyl(C₃-C₇cycloalkyl) and -O-C₀-C₄alkyl(C₃-C₇cycloalkyl).

[0033] In alternative embodiments, any one of the following rings (e), (f), (g), (h), (i), or (j) may be present:

(e) R¹ and R^{1'} or R³ and R^{3'} may be taken together to form a 3- to 6-membered carbocyclic spiro ring or a 3- to 6-membered heterocyclic spiro ring containing 1 or 2 heteroatoms independently chosen from N, O, or S;

(f) R² and R^{2'} may be taken together to form a 3- to 6-membered carbocyclic spiro ring,

(g) R² and R^{2'} may be taken together to form a 3- to 6-membered heterocyclic spiro ring,

each of which spiro rings (e), (f), and (g) is unsubstituted or substituted with 1 or more substituents independently chosen from halogen (and in particular F), hydroxyl, cyano, -COOH, C₁-C₄alkyl (including in particular methyl), C₂-C₄alkenyl, C₂-C₄alkynyl, C₁-C₄alkoxy, C₂-C₄alkanoyl, hydroxyC₁-C₄alkyl, (mono- and di-C₁-C₄alkylamino)C₀-C₄alkyl, -C₀-C₄alkyl(C₃-C₇cycloalkyl), -O-C₀-C₄alkyl(C₃-C₇cycloalkyl), C₁-C₂haloalkyl, and C₁-C₂haloalkoxy.

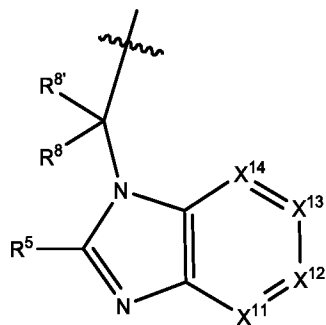
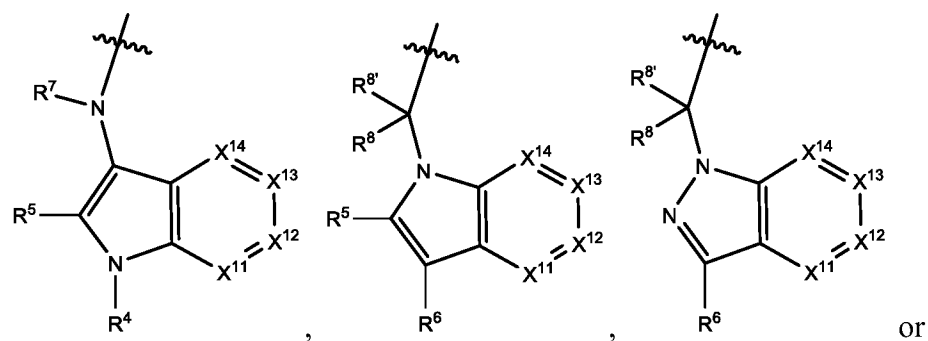
(h) R¹ and R² may be taken together to form a 3-membered carbocyclic ring;

(i) R¹ and R² may be taken together to form a 4- to 6-membered carbocyclic ring or a 4- to 6-membered heterocyclic ring containing 1 or 2 heteroatoms independently chosen from N, O, and S.

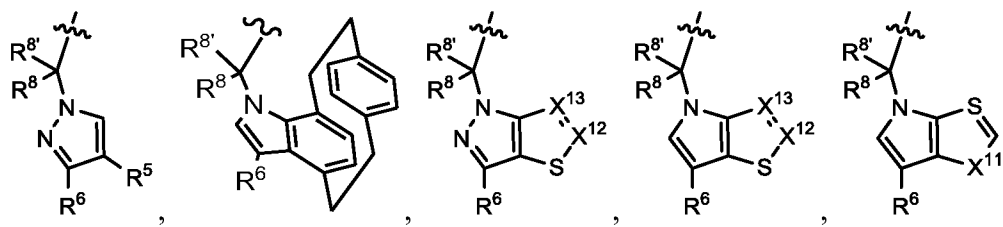
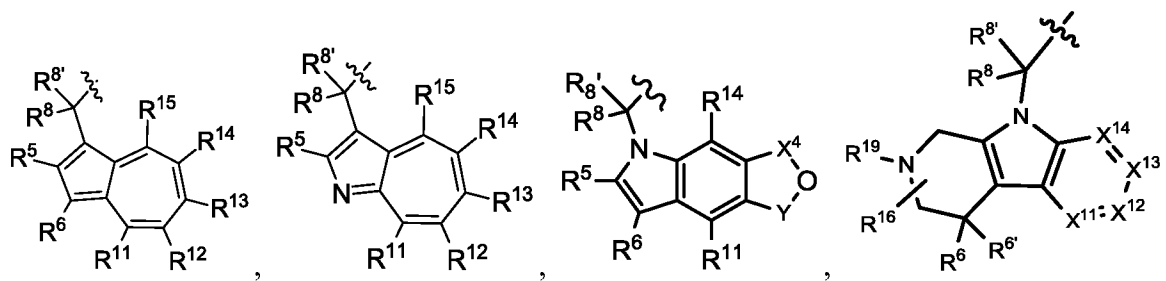
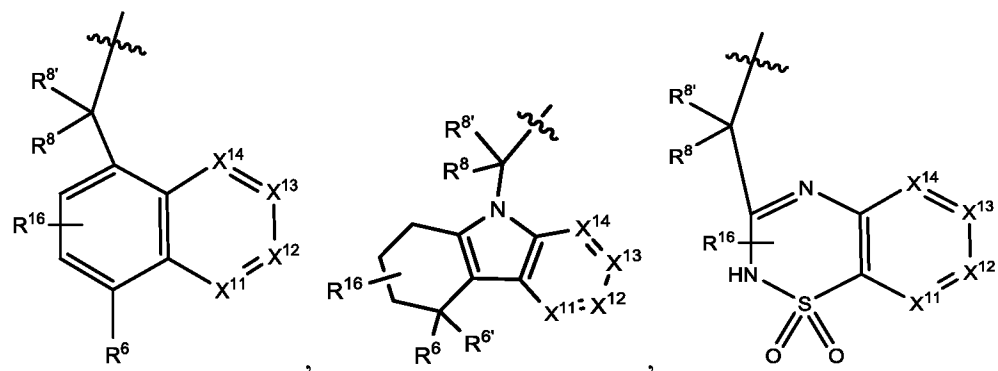
(j) R² and R³, if bound to adjacent carbon atoms, may be taken together to form a 3- to 6-membered carbocyclic ring or a 3- to 6-membered heterocyclic ring; each of which ring (h), (i), and (j) may be unsubstituted or substituted with 1 or more substituents independently chosen from halogen (and in particular F), hydroxyl, cyano, -COOH, C₁-C₄alkyl (including in particular methyl), C₂-C₄alkenyl, C₂-C₄alkynyl, C₁-C₄alkoxy, C₂-C₄alkanoyl, hydroxyC₁-C₄alkyl, (mono- and di-C₁-C₄alkylamino)C₀-C₄alkyl, -C₀-C₄alkyl(C₃-C₇cycloalkyl), -O-C₀-C₄alkyl(C₃-C₇cycloalkyl), C₁-C₂haloalkyl, and C₁-C₂haloalkoxy.

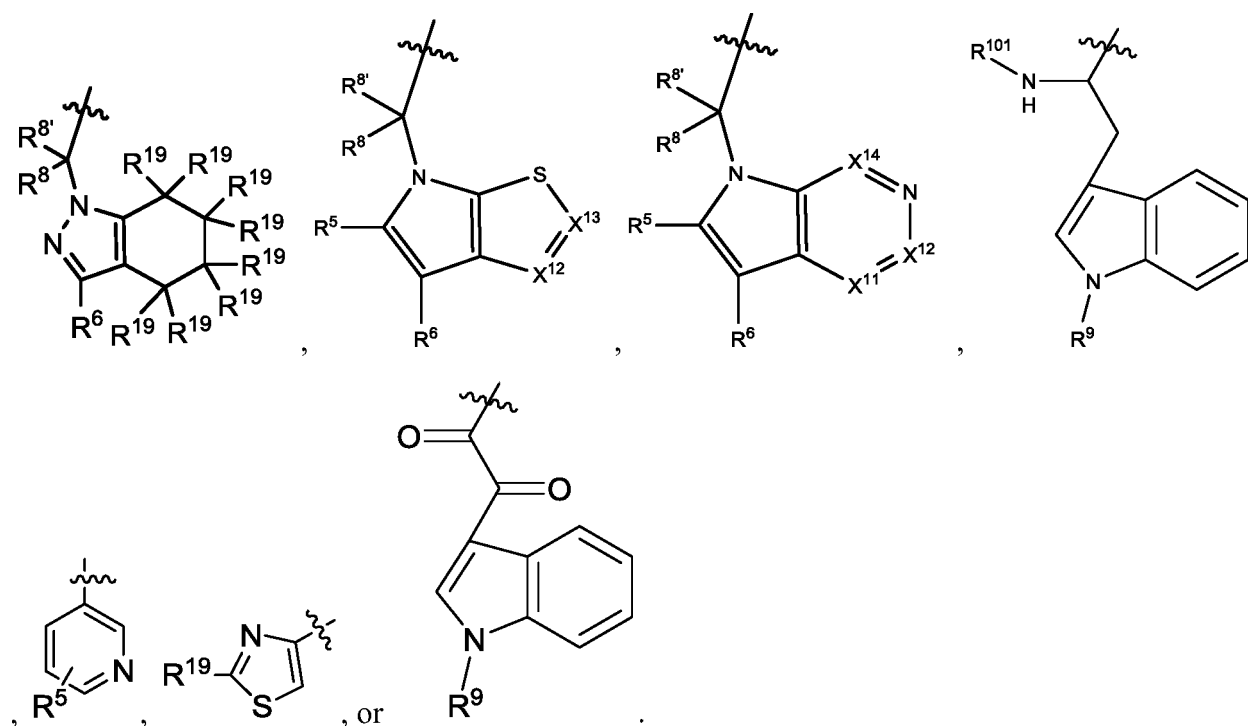
[0034] In alternative embodiments, R¹ and R^{1'}, R² and R^{2'}, or R³ and R^{3'} can be taken together to form a carbonyl group. In alternative embodiments, R¹ and R² or R² and R³ can be taken together to form a carbon-carbon double bond.

[0035] A is a group chosen from (k) and (l) where (k) is



and (I) is





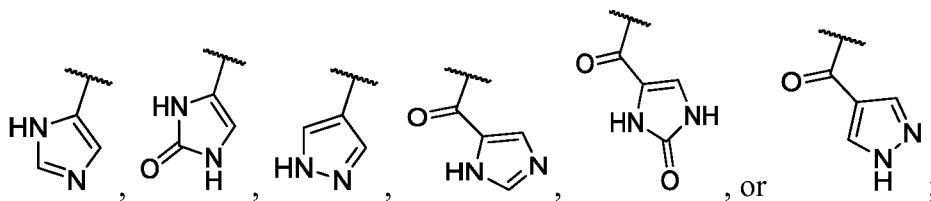
[0036] X^4 is $B(OH)$ and Y is CHR^9 ; or X^4 is CHR^9 and Y is $B(OH)$.

[0037] R^{101} is hydrogen, alkyl, carboxy.

[0038] R^4 is (m) or (n):

(m) $-CHO$, $-CONH_2$, or C_2 - C_6 alkanoyl, including $C(O)C_3$ - C_7 cycloalkyl;

(n) hydrogen, $-SO_2NH_2$, $-C(CH_2)_2F$, $-CH(CF_3)NH_2$, C_1 - C_6 alkyl, $-C_0$ - C_4 alkyl(C_3 - C_7 cycloalkyl), $-C(O)C_0$ - C_2 alkyl(C_3 - C_7 cycloalkyl),



each of which R^4 other than hydrogen, $-CHO$, and $-CONH_2$, is unsubstituted or substituted with one or more of amino, imino, halogen, hydroxyl, cyano, cyanoimino, C_1 - C_2 alkyl, C_1 - C_2 alkoxy, $-C_0$ - C_2 alkyl(mono- and di- C_1 - C_4 alkylamino), C_1 - C_2 haloalkyl, and C_1 - C_2 haloalkoxy.

[0039] R^5 and R^6 are independently chosen from (o) and (p):

(o) $-CHO$, $-C(O)NH_2$, $-C(O)NH(CH_3)$, or C_2 - C_6 alkanoyl;

(p) hydrogen, hydroxyl, halogen, cyano, nitro, $-COOH$, $-SO_2NH_2$, $-C(NH_2)C_1$ - C_3 alkyl, $-C(NH_2)C_1$ - C_3 haloalkyl, $-CF(C=CH_2)$, $-C(=NCN)C_1$ - C_6 alkyl, C_1 - C_6 alkyl, C_2 - C_6 alkenyl, C_1 - C_6 alkoxy, $-C_0$ - C_4 alkyl(C_3 - C_7 cycloalkyl), $-C(O)C_0$ - C_4 alkyl(C_3 - C_7 cycloalkyl), $-P(O)(OR^9)_2$, $-$

OC(O)R^9 , $-\text{C(O)OR}^9$, $-\text{C(O)N}(\text{CH}_2\text{CH}_2\text{R}^9)(\text{R}^{10})$, $-\text{NR}^9\text{C(O)R}^{10}$, phenyl, or 5- to 6-membered heteroaryl.

[0040] Each R^5 and R^6 other than hydrogen, hydroxyl, cyano, and $-\text{COOH}$ is unsubstituted or optionally substituted. For example, R^5 and R^6 other than hydrogen, hydroxyl, cyano, and $-\text{COOH}$ may be substituted with one or more substituents independently chosen from halogen, hydroxyl, amino, imino, cyano, cyanoimino, C_1 - C_2 alkyl, C_1 - C_4 alkoxy, $-\text{C}_0$ - C_2 alkyl(mono- and di- C_1 - C_4 alkylamino), C_1 - C_2 haloalkyl, C_1 - C_2 haloalkoxy, C(O)alkyl , C(O)cycloalkyl , C(O)aryl , C(O)heterocycle , and C(O)heteroaryl .

[0041] $\text{R}^{6'}$ is hydrogen, halogen, hydroxyl, C_1 - C_4 alkyl, or C_1 - C_4 alkoxy; or R^6 and $\text{R}^{6'}$ may be taken together to form an oxo, vinyl, or imino group.

[0042] R^7 is hydrogen, C_1 - C_6 alkyl, or $-\text{C}_0$ - C_4 alkyl(C_3 - C_7 cycloalkyl).

[0043] In an alternate embodiment, two A groups can be bonded together to form a dimer through a suitable linking group that achieves the desired purpose. Examples of linking groups include but are not limited to, urea, amide, $-\text{C(O)-C(O)-}$, carbamate and ketone. In one embodiment, two heteroaryl rings, for example, two indole rings, are linked through a urea to form the dimer.

[0044] R^8 and $\text{R}^{8'}$ are independently chosen from hydrogen, halogen, hydroxyl, C_1 - C_6 alkyl, C_1 - C_6 alkoxy, and $(\text{C}_1$ - C_4 alkylamino) C_0 - C_2 alkyl, or R^8 and $\text{R}^{8'}$ are taken together to form an oxo group, or can be taken together with the carbon that they are bonded to form a 3-membered carbocyclic ring.

[0045] R^{16} is 0 or 1 or more substituents independently chosen from halogen, hydroxyl, nitro, cyano, C_1 - C_6 alkyl, C_2 - C_6 alkenyl, C_2 - C_6 alkanoyl, C_1 - C_6 alkoxy, $-\text{C}_0$ - C_4 alkyl(mono- and di- C_1 - C_6 alkylamino), $-\text{C}_0$ - C_4 alkyl(C_3 - C_7 cycloalkyl), C_1 - C_2 haloalkyl, and C_1 - C_2 haloalkoxy.

[0046] R^{19} is hydrogen, C_1 - C_6 alkyl, C_2 - C_6 alkenyl, C_2 - C_6 alkanoyl, $-\text{SO}_2\text{C}_1$ - C_6 alkyl, (mono- and di- C_1 - C_6 alkylamino) C_1 - C_4 alkyl, $-\text{C}_0$ - C_4 alkyl(C_3 - C_7 cycloalkyl), $-\text{C}_0$ - C_4 alkyl(C_3 - C_7 heterocycloalkyl), $-\text{C}_0$ - C_4 alkyl(aryl), C_0 - C_4 alkyl(heteroaryl), and $-\text{C(O)}(\text{CH}_2)_{1-2}\text{C(O)OR}^9$ each of which R^{19} other than hydrogen is substituted with 0 or 1 or more substituents independently chosen from halogen, hydroxyl, amino, $-\text{COOH}$, and $-\text{C(O)OC}_1$ - C_4 alkyl.

[0047] X^{11} is N or CR^{11} .

[0048] X^{12} is N or CR^{12} .

[0049] X^{13} is N or CR^{13} .

[0050] X^{14} is N or CR^{14} .

[0051] No more than two of X^{11} , X^{12} , X^{13} , and X^{14} are N.

[0052] R^{11} , R^{14} , and R^{15} are independently chosen at each occurrence from hydrogen, halogen, hydroxyl, nitro, cyano, $-NR^9C(O)R^{10}$, $C(O)NR^9R^{10}$, $-O(PO)(OR^9)_2$, $-(PO)(OR^9)_2$, C_1 - C_6 alkyl, C_2 - C_6 alkenyl, C_2 - C_6 alkenyl(aryl), C_2 - C_6 alkenyl(cycloalkyl), C_2 - C_6 alkenyl(heterocycle), C_2 - C_6 alkenyl(heteroaryl), C_2 - C_6 alkynyl, C_2 - C_6 alkynyl(aryl), C_2 - C_6 alkynyl(cycloalkyl), C_2 - C_6 alkynyl(heterocycle), C_2 - C_6 alkynyl(heteroaryl), C_2 - C_6 alkanoyl, C_1 - C_6 alkoxy, C_1 - C_6 thioalkyl, $-C_0$ - C_4 alkyl(mono- and di- C_1 - C_6 alkylamino), $-C_0$ - C_4 alkyl(C_3 - C_7 cycloalkyl), (phenyl) C_0 - C_4 alkyl, (4- to 7-membered heterocycloalkyl) C_0 - C_4 alkyl having 1, 2, or 3 heteroatoms independently chosen from N, O, and S, and (5- or 6- membered unsaturated heterocycle or heteroaryl) C_0 - C_4 alkyl having 1, 2, or 3 heteroatoms independently chosen from N, O, and S), $-C_0$ - C_4 alkoxy(C_3 - C_7 cycloalkyl), C_1 - C_2 haloalkyl, and C_1 - C_2 haloalkoxy.

[0053] Alternatively, R^{13} and R^{14} can together form a bridge that can be an optionally substituted cycloalkyl, heterocycle or heteroaryl ring.

[0054] R^{12} and R^{13} are independently chosen at each occurrence from (q), (r) and (s).

(q) hydrogen, halogen, hydroxyl, nitro, cyano, amino, $-COOH$, C_1 - C_2 haloalkyl, C_1 - C_2 haloalkoxy;

(r) C_1 - C_6 alkyl, $-C_0$ - C_4 alkyl(C_3 - C_7 cycloalkyl), C_2 - C_6 alkenyl, C_2 - C_6 alkanoyl, C_1 - C_6 alkoxy, C_2 - C_6 alkenyloxy, $-C(O)OR^9$, C_1 - C_6 thioalkyl, $-C_0$ - C_4 alkyl NR^9R^{10} , $-C(O)NR^9R^{10}$, $-SO_2R^9$, $-SO_2NR^9R^{10}$, $-OC(O)R^9$, and $-C(NR^9)NR^9R^{10}$, each of which (r) is unsubstituted or substituted with one or more substituents independently selected from halogen, hydroxyl, nitro, cyano, amino, $-COOH$, $-CONH_2$, C_1 - C_2 haloalkyl, and C_1 - C_2 haloalkoxy, and each of which (r) is also optionally substituted with one substituent chosen from phenyl and 4- to 7- membered heterocycle containing 1, 2, or 3 heteroatoms independently chosen from N, O, and S; which phenyl or 4- to 7-membered heterocycle is unsubstituted or substituted with one or more substituents independently chosen from halogen, hydroxyl, nitro, cyano, C_1 - C_6 alkyl, C_2 - C_6 alkenyl, C_2 - C_6 alkanoyl, C_1 - C_6 alkoxy, (mono- and di- C_1 - C_6 alkylamino) C_0 - C_4 alkyl, C_1 - C_6 alkylester, $-(C_0$ - C_4 alkyl)(C_3 - C_7 cycloalkyl), C_1 - C_2 haloalkyl, and C_1 - C_2 haloalkoxy;

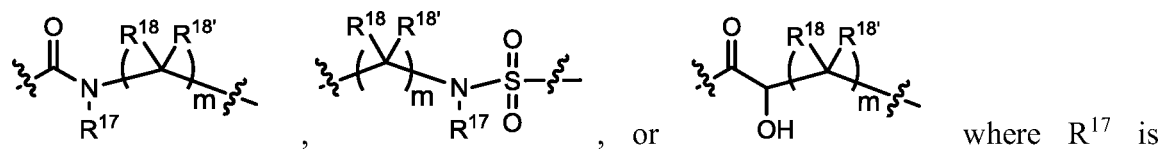
(s) $-C(CH_2)_2R^{30}$.

[0055] R^{30} is $-NR^9C(O)R^{31}$ or R^{32} .

[0056] R^{31} and R^{32} are each independently selected from C_1 - C_6 alkyl, C_1 - C_6 haloalkyl, C_2 - C_6 alkenyl, C_2 - C_6 alkynyl, $(C_3$ - C_7 cycloalkyl) C_0 - C_4 alkyl, (aryl) C_0 - C_4 alkyl, (heterocycle) C_0 - C_4 alkyl and (heteroaryl) C_0 - C_4 alkyl wherein each group can be optionally substituted; or each of which (s) may be unsubstituted or substituted with one or more substituents independently chosen from, but not limited to, halogen, hydroxyl, nitro, cyano, amino, oxo, $-B(OH)_2$, $-Si(CH_3)_3$, $-COOH$, $-CONH_2$, $-P(O)(OH)_2$, C_1 - C_6 alkyl, C_1 - C_6 alkoxy, $-C_0$ - C_2 alkyl(mono- and di- C_1 - C_4 alkylamino), C_1 - C_6 alkylester, C_1 - C_4 alkylamino, C_1 - C_4 hydroxylalkyl, C_1 - C_2 haloalkyl, and C_1 - C_2 haloalkoxy.

[0057] L is either (t), (u), or (v):

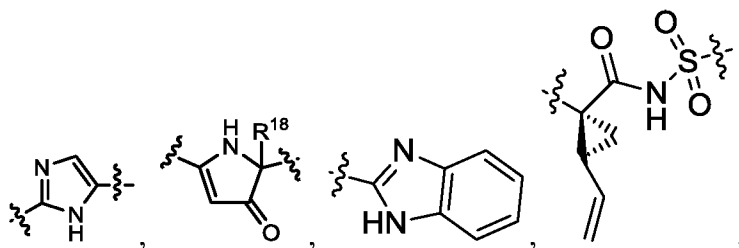
(t) is a group of the formula



hydrogen or C_1 - C_6 alkyl and R^{18} and $R^{18'}$ are independently chosen from hydrogen, halogen, hydroxymethyl, and methyl; and m is 0, 1, 2, or 3;

(u) is a bond,

(v) or a directly linked optionally substituted alkyl, alkyl(heteroaryl), heterocyclic aryl, heteroaryl, moiety including but not limited to:



[0058] B is a monocyclic, bicyclic carbocyclic or carbocyclic-oxy group or a monocyclic, bicyclic, or tricyclic heterocyclic group having 1, 2, 3, or 4 heteroatoms independently selected from N, O, and S and from 4 to 7 ring atoms per ring, or B is a C_2 - C_6 alkenyl or C_2 - C_6 alkynyl group, or B is $-(C_0$ - C_4 alkyl)(aryl), $-(C_0$ - C_4 alkyl)(heteroaryl), or $-(C_0$ - C_4 alkyl)(biphenyl).

[0059] Each of which B is unsubstituted or substituted with one or more substituents independently chosen from (w) and (x) and 0 or 1 substituents chosen from (y) and (z):

(w) halogen, hydroxyl, $-COOH$, cyano, C_1 - C_6 alkyl, C_2 - C_6 alkanoyl, C_1 - C_6 alkoxy, $-C_0$ - C_4 alkylNR⁹R¹⁰, $-SO_2R^9$, C_1 - C_2 haloalkyl, and C_1 - C_2 haloalkoxy;

(x) nitro, C₂-C₆alkenyl, C₂-C₆alkynyl, C₁-C₆thioalkyl, -JC₃-C₇cycloalkyl, -B(OH)₂, -JC(O)NR⁹R²³, -JOSO₂OR²¹, -C(O)(CH₂)₁₋₄S(O)R²¹, SR⁹, -O(CH₂)₁₋₄S(O)NR²¹R²², -JOP(O)(OR²¹)(OR²²), -JP(O)(OR²¹)(OR²²), -JOP(O)(OR²¹)R²², -JP(O)(OR²¹)R²², -JOP(O)R²¹R²², -JP(O)R²¹R²², -JSP(O)(OR²¹)(OR²²), -JSP(O)(OR²¹)(R²²), -JSP(O)(R²¹)(R²²), -JNR⁹P(O)(NHR²¹)(NHR²²), -JNR⁹P(O)(OR²¹)(NHR²²), -JNR⁹P(O)(OR²¹)(OR²²), -JC(S)R²¹, -JNR²¹SO₂R²², -JNR⁹S(O)NR¹⁰R²², -JNR⁹SO₂NR¹⁰R²², -JSO₂NR⁹COR²², -JSO₂NR⁹CONR²¹R²², -JNR²¹SO₂R²², -JC(O)NR²¹SO₂R²², -JC(NH₂)NR²², -JC(NH₂)NR⁹S(O)₂R²², -JOC(O)NR²¹R²², -JNR²¹C(O)OR²², -JNR²¹OC(O)R²², -(CH₂)₁₋₄C(O)NR²¹R²², -JC(O)R²⁴R²⁵, -JNR⁹C(O)R²¹, -JC(O)R²¹, -JNR⁹C(O)NR¹⁰R²², -CCR²¹, -(CH₂)₁₋₄OC(O)R²¹, and -JC(O)OR²³; each of which (x) may be unsubstituted or substituted with one or more substituents independently chosen from halogen, hydroxyl, nitro, cyano, amino, oxo, -B(OH)₂, -Si(CH₃)₃, -COOH, -CONH₂, -P(O)(OH)₂, C₁-C₆alkyl, C₁-C₆alkoxy, -C₀-C₂alkyl(mono- and di-C₁-C₄alkylamino), C₁-C₆alkylester, C₁-C₄alkylamino, C₁-C₄hydroxylalkyl, C₁-C₂haloalkyl, and C₁-C₂haloalkoxy;

(y) naphthyl, naphthyloxy, indanyl, (4- to 7-membered heterocycloalkyl)C₀-C₄alkyl containing 1 or 2 heteroatoms chosen from N, O, and S, and bicyclic heterocycle containing 1, 2, or 3 heteroatoms independently chosen from N, O, and S, and containing 4- to 7- ring atoms in each ring; each of which (y) is unsubstituted or substituted with one or more substituents independently chosen from halogen, hydroxyl, nitro, cyano, C₁-C₆alkyl, C₂-C₆alkenyl, C₂-C₆alkanoyl, C₁-C₆alkoxy, (mono- and di-C₁-C₆alkylamino)C₀-C₄alkyl, C₁-C₆alkylester, -C₀-C₄alkyl(C₃-C₇cycloalkyl), -SO₂R⁹, C₁-C₂haloalkyl, and C₁-C₂haloalkoxy; and

(z) tetrazolyl, (phenyl)C₀-C₂alkyl, (phenyl)C₁-C₂alkoxy, phenoxy, and 5- or 6-membered heteroaryl containing 1, 2, or 3 heteroatoms independently chosen from N, O, B, and S, each of which (z) is unsubstituted or substituted with one or more substituents independently chosen from halogen, hydroxyl, nitro, cyano, C₁-C₆alkyl, C₂-C₆alkenyl, C₂-C₆alkanoyl, C₁-C₆alkoxy, (mono- and di-C₁-C₆alkylamino)C₀-C₄alkyl, C₁-C₆alkylester, -C₀-C₄alkyl(C₃-C₇cycloalkyl), -SO₂R⁹, -OSi(CH₃)₂C(CH₃)₃, -Si(CH₃)₂C(CH₃)₃, C₁-C₂haloalkyl, and C₁-C₂haloalkoxy.

[0060] J is independently chosen at each occurrence from a covalent bond, C₁-C₄alkylene, -OC₁-C₄alkylene, C₂-C₄alkenylene, and C₂-C₄alkynylene.

[0061] R²¹ and R²² are independently chosen at each occurrence from hydrogen, hydroxyl, cyano, amino, C₁-C₆alkyl, C₁-C₆haloalkyl, C₁-C₆alkoxy, (C₃-C₇cycloalkyl)C₀-C₄alkyl, (phenyl)C₀-C₄alkyl, -C₁-C₄alkylOC(O)OC₁-C₆alkyl, -C₁-C₄alkylOC(O)C₁-C₆alkyl, -C₁-

C₄alkylC(O)OC₁-C₆alkyl, (4- to 7-membered heterocycloalkyl)C₀-C₄alkyl having 1, 2, or 3 heteroatoms independently chosen from N, O, and S, and (5- or 6- membered unsaturated or aromatic heterocycle)C₀-C₄alkyl having 1, 2, or 3 heteroatoms independently chosen from N, O, and S.

[0062] R²³ is independently chosen at each occurrence from (C₃-C₇cycloalkyl)C₀-C₄alkyl, (phenyl)C₀-C₄alkyl, (4- to 7-membered heterocycloalkyl)C₀-C₄alkyl having 1, 2, or 3 heteroatoms independently chosen from N, O, and S, and (5- or 6- membered unsaturated or aromatic heterocycle)C₀-C₄alkyl having 1, 2, or 3 heteroatoms independently chosen from N, O, and S.

[0063] R²⁴ and R²⁵ are taken together with the nitrogen to which they are attached to form a 4- to 7-membered monocyclic heterocycloalkyl group, or a 6- to 10- membered bicyclic heterocyclic group having fused, spiro, or bridged rings.

[0064] Either X² is nitrogen or at least one of (d), (e), (g), (i), (l), (n), (p), (s), (v), (x), and (y) is present. Pharmaceutical compositions comprising a compound or salt of Formula I together with a pharmaceutically acceptable carrier are also disclosed.

[0065] Methods of treating or preventing disorders mediated by complement cascade factor D, including but not limited to age-related macular degeneration (AMD), retinal degeneration, other ophthalmic diseases (e.g., geographic atrophy), paroxysmal nocturnal hemoglobinuria (PNH), multiple sclerosis (MS), arthritis including rheumatoid arthritis (RA), a respiratory disease or a cardiovascular disease, are provided, comprising administering a therapeutically effective amount of a compound or salt of Formula I to a host, including a human, in need of such treatment are also disclosed.

[0066] In another embodiment, an effective amount of an active factor D inhibiting compound is provided to treat an inflammatory or immune disorder, including an autoimmune disorder, that is mediated or affected by factor D. In an alternative embodiment, the compound of Formula I can be used to treat a disorder mediated by the complement pathway, regardless whether it is acting through Factor D.

[0066a] In another embodiment, the present invention provides the use of a compound of the present invention or a pharmaceutically acceptable salt thereof in the preparation of a medicament for the treatment of a disorder mediated by complement factor D.

[0067] The present invention includes at least the following features:

(a) a compound of Formula I as described herein, and pharmaceutically acceptable salts and prodrugs thereof (each of which and all subgenuses and species thereof considered individually and specifically described);

(b) Formula I as described herein, and pharmaceutically acceptable salts and prodrugs thereof, for use in treating or preventing disorders mediated by the complement pathway, and for example, cascade factor D, including age-related macular degeneration (AMD), retinal degeneration, paroxysmal nocturnal hemoglobinuria (PNH), multiple sclerosis (MS), and rheumatoid arthritis (RA) and other disorders described further herein;

(c) use of Formula I, and pharmaceutically acceptable salts and prodrugs thereof in the manufacture of a medicament for use in treating or preventing disorders mediated by complement cascade factor D, including age-related macular degeneration (AMD), retinal degeneration, paroxysmal nocturnal hemoglobinuria (PNH), multiple sclerosis (MS), and rheumatoid arthritis (RA) and other disorders described further herein;

(d) a process for manufacturing a medicament intended for the therapeutic use for treating or preventing disorders mediated by complement cascade factor D, including age-related macular degeneration (AMD), retinal degeneration, paroxysmal nocturnal hemoglobinuria (PNH), multiple sclerosis (MS), and rheumatoid arthritis (RA) and other disorders described further herein characterized in that Formula I as described herein is used in the manufacture;

(e) a pharmaceutical formulation comprising an effective host-treating amount of the Formula I or a pharmaceutically acceptable salt or prodrug thereof together with a pharmaceutically acceptable carrier or diluent;

(f) Formula I as described herein in substantially pure form, including substantially isolated from other chemical entities (e.g., at least 90 or 95%);

(g) processes for the manufacture of the compounds of Formula I and salts, compositions, dosage forms thereof; and

(h) processes for the preparation of therapeutic products that contain an effective amount of Formula I, as described herein.

DETAILED DESCRIPTION

I. TERMINOLOGY

[0068] Compounds are described using standard nomenclature. Unless defined otherwise, all technical and scientific terms used herein have the same meaning as is commonly understood by one of skill in the art to which this invention belongs.

[0069] The compounds in any of the Formulas described herein include enantiomers, mixtures of enantiomers, diastereomers, tautomers, racemates and other isomers, such as rotamers, as if each is specifically described. “Formula I” includes all subgeneric groups of Formula I, such as Formula IA and Formula IB and also includes pharmaceutically acceptable salts of a compound of Formula I, unless clearly contraindicated by the context in which this phrase is used. “Formula I” also includes all subgeneric groups of Formula I, such as Formulas IC - ID, and Formulas II – XXX, and also includes pharmaceutically acceptable salts of all subgeneric groups of Formula I, such as Formulas IA - ID, and Formulas II – XXX, unless contraindicated by the context in which this phrase is used.

[0070] The terms “a” and “an” do not denote a limitation of quantity, but rather denote the presence of at least one of the referenced item. The term “or” means “and/or”. Recitation of ranges of values are merely intended to serve as a shorthand method of referring individually to each separate value falling within the range, unless otherwise indicated herein, and each separate value is incorporated into the specification as if it were individually recited herein. The endpoints of all ranges are included within the range and independently combinable. All methods described herein can be performed in a suitable order unless otherwise indicated herein or otherwise clearly contradicted by context. The use of examples, or exemplary language (e.g., “such as”), is intended merely to better illustrate the invention and does not pose a limitation on the scope of the invention unless otherwise claimed. Unless defined otherwise, technical and scientific terms used herein have the same meaning as is commonly understood by one of skill in the art to which this invention belongs.

[0070a] Throughout the specification and claims, unless the context requires otherwise, the word “comprise” or variations such as “comprises” or “comprising”, will be understood to imply the inclusion of a stated integer or group of integers but not the exclusion of any other integer or group of integers.

[0071] The present invention includes compounds of Formula I and the use of compounds with at least one desired isotopic substitution of an atom, at an amount above the natural abundance of the isotope, i.e., enriched. Isotopes are atoms having the same atomic number but different mass numbers, i.e., the same number of protons but a different number of neutrons.

[0072] Examples of isotopes that can be incorporated into compounds of the invention include isotopes of hydrogen, carbon, nitrogen, oxygen, phosphorous, fluorine, and chlorine, such as ^2H , ^3H , ^{11}C , ^{13}C , ^{14}C , ^{15}N , ^{18}F , ^{31}P , ^{32}P , ^{35}S , ^{36}Cl , ^{125}I respectively. The invention includes various isotopically labeled compounds as defined herein, for example those into which radioactive isotopes, such as ^3H , ^{13}C , and ^{14}C , are present. Such isotopically labelled compounds are useful in metabolic studies (with ^{14}C), reaction kinetic studies (with, for example ^2H or ^3H), detection or imaging techniques, such as positron emission tomography (PET) or single-photon emission computed tomography (SPECT) including drug or substrate tissue distribution assays, or in radioactive treatment of patients. In particular, an ^{18}F labeled compound may be particularly desirable for PET or SPECT studies. Isotopically labeled compounds of this invention and prodrugs thereof can generally be prepared by carrying out the procedures disclosed in the schemes or in the examples and preparations described below by substituting a readily available isotopically labeled reagent for a non-isotopically labeled reagent.

[0073] By way of general example and without limitation, isotopes of hydrogen, for example, deuterium (^2H) and tritium (^3H) may be used anywhere in described structures. Alternatively or in addition, isotopes of carbon, e.g., ^{13}C and ^{14}C , may be used. A typical isotopic substitution is deuterium for hydrogen at one or more locations on the molecule to improve the performance of the drug, for example, the pharmacodynamics, pharmacokinetics, biodistribution, half-life, stability, AUC, Tmax, Cmax, etc. For example, the deuterium can be bound to carbon in a location of bond breakage during metabolism (an α -deuterium kinetic isotope effect) or next to or near the site of bond breakage (a β -deuterium kinetic isotope effect).

[0074] Isotopic substitutions, for example deuterium substitutions, can be partial or complete. Partial deuterium substitution means that at least one hydrogen is substituted with deuterium. In certain embodiments, the isotope is 90, 95 or 99% or more enriched in an isotope at any location of interest. In one embodiment deuterium is 90, 95 or 99% enriched at a desired location. Unless otherwise stated, the enrichment at any point is above natural abundance and enough to alter a detectable property of the drug in a human.

[0075] In one embodiment, the substitution of a hydrogen atom for a deuterium atom occurs within an R group substituent on the L-B moiety region. In one embodiment, the substitution of a hydrogen atom for a deuterium atom occurs within an R group selected from any of R^{18} , $R^{18'}$, R^{33} , R^{34} , R^{35} , and/or R^{36} . In one embodiment, the substitution of a hydrogen atom for a deuterium atom occurs within an R group substituent within the A-carbonyl moiety region. In one embodiment, the substitution of a hydrogen atom for a deuterium atom occurs at R^4 , R^5 , R^6 , $R^{6'}$, R^7 , R^8 , $R^{8'}$, R^{11} , R^{12} , R^{13} , R^{14} , R^{15} , R^{16} , R^{19} , R^{21} , R^{22} , R^{23} , and R^{30} . In other embodiments, certain substituents on the proline ring are selectively deuterated. For example, in one embodiment, the substitution of a hydrogen atom for a deuterium atom occurs at R , R' , R^1 , $R^{1'}$, R^2 , $R^{2'}$, R^3 , and/or $R^{3'}$. In one embodiment, for example, when any of the R substituents of the proline ring are methyl or methoxy, the alkyl residue is optionally deuterated, e.g., CD_3 or OCD_3 . In certain other embodiments, when two substituents of the proline ring are combined to form a cyclopropyl ring, the unsubstituted methylene carbon is deuterated.

[0076] In one embodiment, the substitution of a hydrogen atom for a deuterium atom occurs within an R group when at least one of the variables within the R group is hydrogen (e.g., 2H or D) or alkyl (e.g., CD_3). For example, when any of R groups are, or contain for example through substitution, methyl or ethyl, the alkyl residue is typically deuterated, e.g., CD_3 , CH_2CD_3 or CD_2CD_3 . In certain other embodiments, when any of the above mentioned R groups are hydrogen, the hydrogen may be isotopically enriched as deuterium (i.e., 2H).

[0077] The compounds of the present invention may form solvates with solvents (including water). The term "solvate" refers to a molecular complex of a compound of the present invention (including salts thereof) with one or more solvent molecules. Solvents include water, ethanol, dimethyl sulfoxide, acetone and other common organic solvents. The term "hydrate" refers to a molecular complex comprising a compound of the invention and water. Pharmaceutically acceptable solvates in accordance with the invention include those wherein the solvent of crystallization may be isotopically substituted, e.g. D_2O , d_6 -acetone, d_6 -DMSO. A solvate can be in a liquid or solid form.

[0078] A dash ("-") that is not between two letters or symbols is used to indicate a point of attachment for a substituent. For example, $-(C=O)NH_2$ is attached through carbon of the keto ($C=O$) group.

[0079] The term “substituted”, as used herein, means that any one or more hydrogens on the designated atom or group is replaced with a moiety selected from the indicated group, provided that the designated atom's normal valence is not exceeded. For example, when the substituent is oxo (i.e., =O) then two hydrogens on the atom are replaced. When an oxo group replaces two hydrogens in an aromatic moiety, the corresponding partially unsaturated ring replaces the aromatic ring. For example a pyridyl group substituted by oxo is a pyridone. Combinations of substituents and/or variables are permissible only if such combinations result in stable compounds or useful synthetic intermediates.

[0080] A stable compound or stable structure refers to a compound leading to a compound that can be isolated and can be formulated into a dosage form with a shelf life of at least one month.

[0081] Any suitable group may be present on a “substituted” or “optionally substituted” position that forms a stable molecule and advances the desired purpose of the invention and includes, but is not limited to, e.g., halogen (which can independently be F, Cl, Br or I); cyano; hydroxyl; nitro; azido; alkanoyl (such as a C₂-C₆ alkanoyl group); carboxamide; alkyl, cycloalkyl, alkenyl, alkynyl, alkoxy, aryloxy such as phenoxy; alkylthio including those having one or more thioether linkages; alkylsulfinyl; alkylsulfonyl groups including those having one or more sulfonyl linkages; aminoalkyl groups including groups having one or more N atoms; aryl (e.g., phenyl, biphenyl, naphthyl, or the like, each ring either substituted or unsubstituted aromatic); arylalkyl having for example, 1 to 3 separate or fused rings and from 6 to about 14 or 18 ring carbon atoms, with benzyl being an exemplary arylalkyl group; arylalkoxy, for example, having 1 to 3 separate or fused rings with benzyloxy being an exemplary arylalkoxy group; or a saturated, unsaturated, or aromatic heterocyclic group having 1 to 3 separate or fused rings with one or more N, O or S atoms, e.g. coumarinyl, quinolinyl, isoquinolinyl, quinazolinyl, pyridyl, pyrazinyl, pyrimidinyl, furanyl, pyrrolyl, thienyl, thiazolyl, triazinyl, oxazolyl, isoxazolyl, imidazolyl, indolyl, benzofuranyl, benzothiazolyl, tetrahydrofuranyl, tetrahydropyranyl, piperidinyl, morpholinyl, piperazinyl, and pyrrolidinyl. Such heterocyclic groups may be further substituted, e.g. with hydroxy, alkyl, alkoxy, halogen and amino. In certain embodiments “optionally substituted” includes one or more substituents independently chosen from halogen, hydroxyl, amino, cyano, -CHO, -COOH, -CONH₂, C₁-C₆alkyl, C₂-C₆alkenyl, C₂-C₆alkynyl, -C₁-C₆alkoxy, C₂-C₆alkanoyl, C₁-C₆alkylester, (mono- and di-C₁-C₆alkylamino)C₀-C₂alkyl, C₁-C₂haloalkyl, hydroxyC₁-C₆alkyl,

ester, carbamate, urea, sulfonamide, -C₁-C₆alkyl(heterocyclo), C₁-C₆alkyl(heteroaryl), -C₁-C₆alkyl(C₃-C₇cycloalkyl), O-C₁-C₆alkyl(C₃-C₇cycloalkyl), B(OH)₂, phosphate, phosphonate and C₁-C₂haloalkoxy.

[0082] “Alkyl” is a branched or straight chain saturated aliphatic hydrocarbon group. In one embodiment, the alkyl contains from 1 to about 12 carbon atoms, more generally from 1 to about 6 carbon atoms or from 1 to about 4 carbon atoms. In one embodiment, the alkyl contains from 1 to about 8 carbon atoms. In certain embodiments, the alkyl is C₁-C₂, C₁-C₃, or C₁-C₆. The specified ranges as used herein indicate an alkyl group having each member of the range described as an independent species. For example, the term C₁-C₆ alkyl as used herein indicates a straight or branched alkyl group having from 1, 2, 3, 4, 5, or 6 carbon atoms and is intended to mean that each of these is described as an independent species. For example, the term C₁-C₄alkyl as used herein indicates a straight or branched alkyl group having from 1, 2, 3, or 4 carbon atoms and is intended to mean that each of these is described as an independent species. When C₀-C_n alkyl is used herein in conjunction with another group, for example, (C₃-C₇cycloalkyl)C₀-C₄ alkyl, or -C₀-C₄alkyl(C₃-C₇cycloalkyl), the indicated group, in this case cycloalkyl, is either directly bound by a single covalent bond (C₀alkyl), or attached by an alkyl chain in this case 1, 2, 3, or 4 carbon atoms. Alkyls can also be attached via other groups such as heteroatoms as in -O-C₀-C₄alkyl(C₃-C₇cycloalkyl). Examples of alkyl include, but are not limited to, methyl, ethyl, n-propyl, isopropyl, n-butyl, isobutyl, sec-butyl, t-butyl, n-pentyl, isopentyl, tert-pentyl, neopentyl, n-hexyl, 2-methylpentane, 3-methylpentane, 2,2-dimethylbutane and 2,3-dimethylbutane. In one embodiment, the alkyl group is optionally substituted as described above.

[0083] “Alkenyl” is a branched or straight chain aliphatic hydrocarbon group having one or more carbon-carbon double bonds that may occur at a stable point along the chain. Nonlimiting examples are C₂-C₈alkenyl, C₂-C₆alkenyl and C₂-C₄alkenyl. The specified ranges as used herein indicate an alkenyl group having each member of the range described as an independent species, as described above for the alkyl moiety. Examples of alkenyl include, but are not limited to, ethenyl and propenyl. In one embodiment, the alkenyl group is optionally substituted as described above.

[0084] “Alkynyl” is a branched or straight chain aliphatic hydrocarbon group having one or more carbon-carbon triple bonds that may occur at any stable point along the chain, for example, C₂-C₈alkynyl or C₂-C₆alkynyl. The specified ranges as used herein indicate an alkynyl group having each member of the range described as an independent species, as described above for the

alkyl moiety. Examples of alkynyl include, but are not limited to, ethynyl, propynyl, 1-butylnyl, 2-butylnyl, 3-butylnyl, 1-pentylnyl, 2-pentylnyl, 3-pentylnyl, 4-pentylnyl, 1-hexynyl, 2-hexynyl, 3-hexynyl, 4-hexynyl and 5-hexynyl. In one embodiment, the alkynyl group is optionally substituted as described above.

[0085] “Alkylene” is a bivalent saturated hydrocarbon. Alkenes, for example, can be a 1 to 8 carbon moiety, 1 to 6 carbon moiety, or an indicated number of carbon atoms, for example C₁-C₄alkylene, C₁-C₃alkylene, or C₁-C₂alkylene.

[0086] “Alkenylene” is a bivalent hydrocarbon having at least one carbon-carbon double bond. Alkenylenes, for example, can be a 2 to 8 carbon moiety, 2 to 6 carbon moiety, or an indicated number of carbon atoms, for example C₂-C₄alkenylene.

[0087] “Alkynylene” is a bivalent hydrocarbon having at least one carbon-carbon triple bond. Alkynylenes, for example, can be a 2 to 8 carbon moiety, 2 to 6 carbon moiety, or an indicated number of carbon atoms, for example C₂-C₄alkynylene.

[0088] “Alkoxy” is an alkyl group as defined above covalently bound through an oxygen bridge (-O-). Examples of alkoxy include, but are not limited to, methoxy, ethoxy, n-propoxy, i-propoxy, n-butoxy, 2-butoxy, t-butoxy, n-pentoxo, 2-pentoxo, 3-pentoxo, isopentoxo, neopentoxo, n-hexoxy, 2-hexoxy, 3-hexoxy, and 3-methylpentoxo. Similarly an “alkylthio” or a “thioalkyl” group is an alkyl group as defined above with the indicated number of carbon atoms covalently bound through a sulfur bridge (-S-). In one embodiment, the alkoxy group is optionally substituted as described above.

[0089] “Alkenyloxy” is an alkenyl group as defined covalently bound to the group it substitutes by an oxygen bridge (-O-).

[0090] “Alkanoyl” is an alkyl group as defined above covalently bound through a carbonyl (C=O) bridge. The carbonyl carbon is included in the number of carbons, that is C₂alkanoyl is a CH₃(C=O)- group. In one embodiment, the alkanoyl group is optionally substituted as described above.

[0091] “Alkylester” is an alkyl group as defined herein covalently bound through an ester linkage. The ester linkage may be in either orientation, e.g., a group of the formula -O(C=O)alkyl or a group of the formula -(C=O)Oalkyl.

[0092] “Amide” or “carboxamide” is -C(O)NR^aR^b wherein R^a and R^b are each independently selected from hydrogen, alkyl, for example, C₁-C₆alkyl, alkenyl, for example, C₂-

C₆alkenyl, alkynyl, for example, C₂-C₆alkynyl, -C₀-C₄alkyl(C₃-C₇cycloalkyl), -C₀-C₄alkyl(C₃-C₇heterocycloalkyl), -C₀-C₄alkyl(aryl), and -C₀-C₄alkyl(heteroaryl); or together with the nitrogen to which they are bonded, R^a and R^b can form a C₃-C₇heterocyclic ring. In one embodiment, the R^a and R^b groups are each independently optionally substituted as described above.

[0093] “Carbocyclic group”, “carbocyclic ring”, or “cycloalkyl” is a saturated or partially unsaturated (i.e., not aromatic) group containing all carbon ring atoms. A carbocyclic group typically contains 1 ring of 3 to 7 carbon atoms or 2 fused rings each containing 3 to 7 carbon atoms. In one embodiment, a carbocyclic ring can be fused to an aryl ring. Cycloalkyl substituents may be pendant from a substituted nitrogen or carbon atom, or a substituted carbon atom that may have two substituents can have a cycloalkyl group, which is attached as a spiro group. Examples of carbocyclic rings include cyclohexenyl, cyclohexyl, cyclopentenyl, cyclopentyl, cyclobutenyl, cyclobutyl and cyclopropyl rings. In one embodiment, the carbocyclic ring is optionally substituted as described above. In one embodiment, the cycloalkyl is a partially unsaturated (i.e., not aromatic) group containing all carbon ring atoms. In another embodiment, the cycloalkyl is a saturated group containing all carbon ring atoms.

[0094] “Carbocyclic-oxy group” is a monocyclic carbocyclic ring or a mono- or bi-cyclic carbocyclic group as defined above attached to the group it substitutes via an oxygen, -O-, linker.

[0095] “Haloalkyl” indicates both branched and straight-chain alkyl groups substituted with 1 or more halogen atoms, up to the maximum allowable number of halogen atoms. Examples of haloalkyl include, but are not limited to, trifluoromethyl, monofluoromethyl, difluoromethyl, 2-fluoroethyl, and penta-fluoroethyl.

[0096] “Haloalkoxy” indicates a haloalkyl group as defined herein attached through an oxygen bridge (oxygen of an alcohol radical).

[0097] “Hydroxyalkyl” is an alkyl group as previously described, substituted with at least one hydroxyl substituent.

[0098] “Aminoalkyl” is an alkyl group as previously described, substituted with at least one amino substituent.

[0099] “Halo” or “halogen” indicates independently any of fluoro, chloro, bromo, and iodo.

[0100] “Aryl” indicates aromatic groups containing only carbon in the aromatic ring or rings. In one embodiment, the aryl groups contain 1 to 3 separate or fused rings and is 6 to about

14 or 18 ring atoms, without heteroatoms as ring members. When indicated, such aryl groups may be further substituted with carbon or non-carbon atoms or groups. Such substitution may include fusion to a 5 to 7-membered saturated cyclic group that optionally contains 1 or 2 heteroatoms independently chosen from N, O, and S, to form, for example, a 3,4-methylenedioxyphenyl group. Aryl groups include, for example, phenyl and naphthyl, including 1-naphthyl and 2-naphthyl. In one embodiment, aryl groups are pendant. An example of a pendant ring is a phenyl group substituted with a phenyl group. In one embodiment, the aryl group is optionally substituted as described above.

[0101] The term “heterocycle,” or “heterocyclic ring” as used herein refers to a saturated or a partially unsaturated (i.e., having one or more double and/or triple bonds within the ring without aromaticity) carbocyclic radical of 3 to about 12, and more typically 3, 5, 6, 7 to 10 ring atoms in which at least one ring atom is a heteroatom selected from nitrogen, oxygen, phosphorus and sulfur, the remaining ring atoms being C, where one or more ring atoms is optionally substituted independently with one or more substituents described above. A heterocycle may be a monocycle having 3 to 7 ring members (2 to 6 carbon atoms and 1 to 4 heteroatoms selected from N, O, P, and S) or a bicycle having 6 to 10 ring members (4 to 9 carbon atoms and 1 to 6 heteroatoms selected from N, O, P, and S), for example: a bicyclo [4,5], [5,5], [5,6], or [6,6] system. In one embodiment, the only heteroatom is nitrogen. In one embodiment, the only heteroatom is oxygen. In one embodiment, the only heteroatom is sulfur. Heterocycles are described in Paquette, Leo A.; “Principles of Modern Heterocyclic Chemistry” (W. A. Benjamin, New York, 1968), particularly Chapters 1, 3, 4, 6, 7, and 9; “The Chemistry of Heterocyclic Compounds, A series of Monographs” (John Wiley & Sons, New York, 1950 to present), in particular Volumes 13, 14, 16, 19, and 28; and J. Am. Chem. Soc. (1960) 82:5566. Examples of heterocyclic rings include, but are not limited to, pyrrolidinyl, dihydrofuranyl, tetrahydrothienyl, tetrahydropyranyl, dihydropyranyl, tetrahydrothiopyranyl, piperidino, piperidonyl, morpholino, thiomorpholino, thioxanyl, piperazinyl, homopiperazinyl, azetidiny, oxetanyl, thietanyl, homopiperidinyl, oxepanyl, thiepanyl, oxazepinyl, diazepinyl, thiazepinyl, 2-pyrrolinyl, 3-pyrrolinyl, indolinyl, 2H-pyranyl, 4H-pyranyl, dioxanyl, 1,3-dioxolanyl, pyrazolinyl, dithianyl, dithiolanyl, dihydropyranyl, dihydrothienyl, dihydrofuranyl, dihydroisoquinolinyl, tetrahydroisoquinolinyl, pyrazolidinylimidazolinyl, imidazolidinyl, 2-oxa-5-azabicyclo[2.2.2]octane, 3-oxa-8-azabicyclo[3.2.1]octane, 8-oxa-3-azabicyclo[3.2.1]octane, 6-

oxa-3-azabicyclo[3.1.1]heptane, 2-oxa-5-azabicyclo[2.2.1]heptane, 3-azabicyclo[3.1.0]hexanyl, 3-azabicyclo[4.1.0]heptanyl, azabicyclo[2.2.2]hexanyl, 3H-indolyl, quinoliziny, N-pyridyl ureas, and pyrrolopyrimidine. Spiro moieties are also included within the scope of this definition. Examples of a heterocyclic group wherein 1 or 2 ring carbon atoms are substituted with oxo (=O) moieties are pyrimidinonyl and 1,1-dioxo-thiomorpholinyl. The heterocycle groups herein are optionally substituted independently with one or more substituents described herein.

[0102] “Heterocycloxy group” is a monocyclic heterocyclic ring or a bicyclic heterocyclic group as described previously linked to the group it substitutes via an oxygen, -O-, linker.

[0103] “Heteroaryl” indicates a stable monocyclic aromatic ring which contains from 1 to 3, or in some embodiments from 1 to 2, heteroatoms chosen from N, O, and S, with remaining ring atoms being carbon, or a stable bicyclic or tricyclic system containing at least one 5- to 7-membered aromatic ring which contains from 1 to 3, or in some embodiments from 1 to 2, heteroatoms chosen from N, O, and S, with remaining ring atoms being carbon. In one embodiment, the only heteroatom is nitrogen. In one embodiment, the only heteroatom is oxygen. In one embodiment, the only heteroatom is sulfur. Monocyclic heteroaryl groups typically have from 5 to 7 ring atoms. In some embodiments bicyclic heteroaryl groups are 9- to 10-membered heteroaryl groups, that is, groups containing 9 or 10 ring atoms in which one 5- to 7-member aromatic ring is fused to a second aromatic or non-aromatic ring. When the total number of S and O atoms in the heteroaryl group exceeds 1, these heteroatoms are not adjacent to one another. In one embodiment, the total number of S and O atoms in the heteroaryl group is not more than 2. In another embodiment, the total number of S and O atoms in the aromatic heterocycle is not more than 1. Examples of heteroaryl groups include, but are not limited to, pyridinyl (including, for example, 2-hydroxypyridinyl), imidazolyl, imidazopyridinyl, pyrimidinyl (including, for example, 4-hydroxypyrimidinyl), pyrazolyl, triazolyl, pyrazinyl, tetrazolyl, furyl, thienyl, isoxazolyl, thiazolyl, oxadiazolyl, oxazolyl, isothiazolyl, pyrrolyl, quinolinyl, isoquinolinyl, tetrahydroisoquinolinyl, indolyl, benzimidazolyl, benzofuranyl, cinnolinyl, indazolyl, indoliziny, phthalazinyl, pyridazinyl, triazinyl, isoindolyl, pteridinyl, purinyl, oxadiazolyl, triazolyl, thiadiazolyl, thiadiazolyl, furazanyl, benzofurazanyl, benzothiophenyl, benzothiazolyl, benzoxazolyl, quinazolinyl, quinoxalinyl, naphthyridinyl, tetrahydrofuranly, and furopyridinyl. Heteroaryl groups are optionally substituted independently with one or more substituents described

herein. “Heteroaryloxy” is a heteroaryl group as described bound to the group it substituted via an oxygen, -O-, linker.

[0104] “Heterocycloalkyl” is a saturated ring group. It may have, for example, 1, 2, 3, or 4 heteroatoms independently chosen from N, S, and O, with remaining ring atoms being carbon. In a typical embodiment, nitrogen is the heteroatom. Monocyclic heterocycloalkyl groups typically have from 3 to about 8 ring atoms or from 4 to 6 ring atoms. Examples of heterocycloalkyl groups include morpholinyl, piperazinyl, piperidinyl, and pyrrolinyl.

[0105] The term “mono- and/ or di-alkylamino” indicates secondary or tertiary alkylamino groups, wherein the alkyl groups are independently chosen alkyl groups, as defined herein. The point of attachment of the alkylamino group is on the nitrogen. Examples of mono- and di-alkylamino groups include ethylamino, dimethylamino, and methyl-propyl-amino.

[0106] A “dosage form” means a unit of administration of an active agent. Examples of dosage forms include tablets, capsules, injections, suspensions, liquids, emulsions, implants, particles, spheres, creams, ointments, suppositories, inhalable forms, transdermal forms, buccal, sublingual, topical, gel, mucosal, and the like. A “dosage form” can also include an implant, for example an optical implant.

[0107] “Pharmaceutical compositions” are compositions comprising at least one active agent, such as a compound or salt of Formula I, and at least one other substance, such as a carrier. “Pharmaceutical combinations” are combinations of at least two active agents which may be combined in a single dosage form or provided together in separate dosage forms with instructions that the active agents are to be used together to treat any disorder described herein.

[0108] “Pharmaceutically acceptable salts” includes derivatives of the disclosed compounds in which the parent compound is modified by making inorganic and organic, non-toxic, acid or base addition salts thereof. The salts of the present compounds can be synthesized from a parent compound that contains a basic or acidic moiety by conventional chemical methods. Generally, such salts can be prepared by reacting free acid forms of these compounds with a stoichiometric amount of the appropriate base (such as Na, Ca, Mg, or K hydroxide, carbonate, bicarbonate, or the like), or by reacting free base forms of these compounds with a stoichiometric amount of the appropriate acid. Such reactions are typically carried out in water or in an organic solvent, or in a mixture of the two. Generally, non-aqueous media like ether, ethyl acetate, ethanol,

isopropanol, or acetonitrile are typical, where practicable. Salts of the present compounds further include solvates of the compounds and of the compound salts.

[0109] Examples of pharmaceutically acceptable salts include, but are not limited to, mineral or organic acid salts of basic residues such as amines; alkali or organic salts of acidic residues such as carboxylic acids; and the like. The pharmaceutically acceptable salts include the conventional non-toxic salts and the quaternary ammonium salts of the parent compound formed, for example, from non-toxic inorganic or organic acids. For example, conventional non-toxic acid salts include those derived from inorganic acids such as hydrochloric, hydrobromic, sulfuric, sulfamic, phosphoric, nitric and the like; and the salts prepared from organic acids such as acetic, propionic, succinic, glycolic, stearic, lactic, malic, tartaric, citric, ascorbic, pamoic, maleic, hydroxymaleic, phenylacetic, glutamic, benzoic, salicylic, mesylic, esylic, besylic, sulfanilic, 2-acetoxybenzoic, fumaric, toluenesulfonic, methanesulfonic, ethane disulfonic, oxalic, isethionic, $\text{HOOC}-(\text{CH}_2)_n-\text{COOH}$ where n is 0-4, and the like. Lists of additional suitable salts may be found, e.g., in *Remington's Pharmaceutical Sciences*, 17th ed., Mack Publishing Company, Easton, Pa., p. 1418 (1985).

[0110] The term “carrier” applied to pharmaceutical compositions/combinations of the invention refers to a diluent, excipient, or vehicle with which an active compound is provided.

[0111] A “pharmaceutically acceptable excipient” means an excipient that is useful in preparing a pharmaceutical composition/combination that is generally safe, non-toxic and neither biologically nor otherwise inappropriate for administration to a host, and includes, in one embodiment, an excipient that is acceptable for veterinary use as well as human pharmaceutical use. A “pharmaceutically acceptable excipient” as used in the present application includes both one and more than one such excipient.

[0112] A “patient” or “host” or “subject” is a human or non-human animal in need of modulation of the complement factor D pathway. Typically the host is a human. A “patient” or “host” or “subject” also refers to for example, mammals, primates (e.g., humans), cows, sheep, goats, horses, dogs, cats, rabbits, rats, mice, fish, birds and the like.

[0113] A “prodrug” as used herein, means a compound which when administered to a host *in vivo* is converted into a parent drug. As used herein, the term “parent drug” means any of the presently described chemical compounds that are useful to treat any of the disorders described herein, or to control or improve the underlying cause or symptoms associated with any

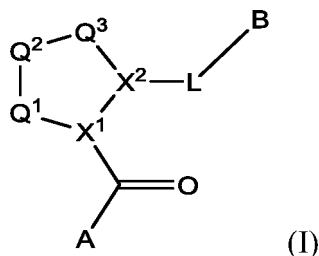
physiological or pathological disorder described herein in a host, typically a human. Prodrugs can be used to achieve any desired effect, including to enhance properties of the parent drug or to improve the pharmaceutic or pharmacokinetic properties of the parent. Prodrug strategies exist which provide choices in modulating the conditions for *in vivo* generation of the parent drug, all of which are deemed included herein. Nonlimiting examples of prodrug strategies include covalent attachment of removable groups, or removable portions of groups, for example, but not limited to acylation, phosphorylation, phosphonylation, phosphoramidate derivatives, amidation, reduction, oxidation, esterification, alkylation, other carboxy derivatives, sulfoxy or sulfone derivatives, carbonylation or anhydride, among others.

[0114] “Providing a compound of Formula I with at least one additional active agent” means the compound of Formula I and the additional active agent(s) are provided simultaneously in a single dosage form, provided concomitantly in separate dosage forms, or provided in separate dosage forms for administration separated by some amount of time that is within the time in which both the compound of Formula I and the at least one additional active agent are within the blood stream of a patient. In certain embodiments the compound of Formula I and the additional active agent need not be prescribed for a patient by the same medical care worker. In certain embodiments the additional active agent or agents need not require a prescription. Administration of the compound of Formula I or the at least one additional active agent can occur via any appropriate route, for example, oral tablets, oral capsules, oral liquids, inhalation, injection, suppositories or topical contact.

[0115] A “therapeutically effective amount” of a pharmaceutical composition/combination of this invention means an amount effective, when administered to a patient, to provide a therapeutic benefit such as an amelioration of symptoms, e.g., an amount effective to decrease the symptoms of a macular degeneration. In one embodiment, a therapeutically effective amount is an amount sufficient to prevent a significant increase or will significantly reduce the detectable level of complement factor D in the patient’s blood, serum, or tissues.

II. DETAILED DESCRIPTION OF THE ACTIVE COMPOUNDS

[0116] According to the present invention, a compound of Formula I is provided:

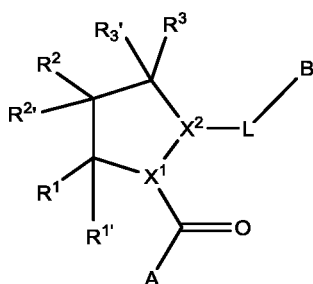


as well as the pharmaceutically acceptable salts and compositions thereof. Formula I can be considered to have a central core, an L-B substituent, and a (C=O)A substituent. It has been discovered that a compound of Formula I, or a pharmaceutically acceptable salt or composition thereof, is a superior inhibitor of complement factor D, and therefore can be used as an effective amount to treat a host in need of complement factor D modulation.

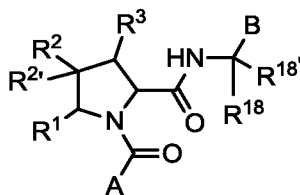
[0117] Non-limiting examples of compounds falling within Formula I with variations in the variables e.g., A, B, R¹-R³, and L, are illustrated below. The disclosure includes all combinations of these definitions so long as a stable compound results.

Formulas II - XXX

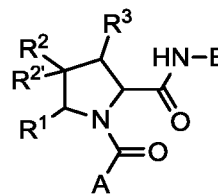
[0118] In one aspect, the disclosure includes compounds and salts of Formula II, III, IV, V, VI, VII, VIII, IX, X, XI, XII, XIII, XIV, XV, XVI, XVII, XVIII, XIX, XX, XXI, XXII, XXIII, XXIV, XXV, XXVI, XXVII, XXVIII, XXIX and XXX which are within the scope of Formula I. The variables shown in Formula II-XXX carry the definitions set forth in the SUMMARY section for Formula I or any of the definitions set forth in this disclosure.



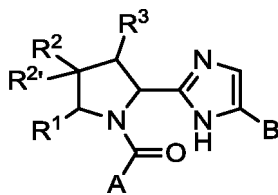
Formula II



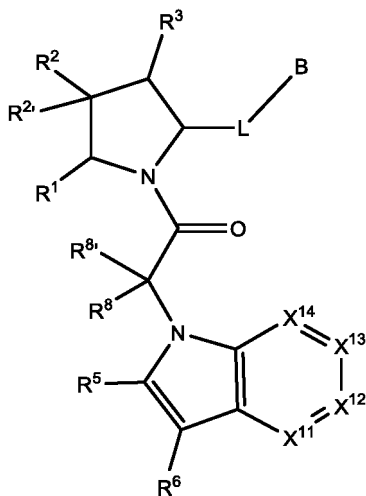
Formula III



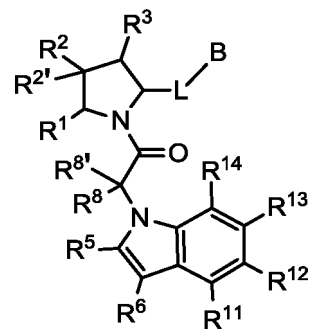
Formula IV



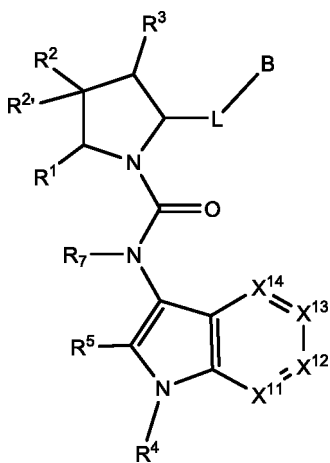
Formula V



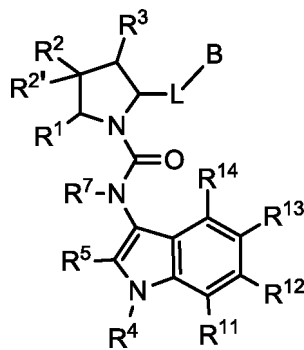
Formula VI



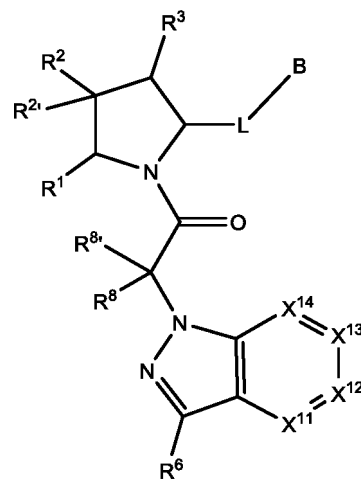
Formula VII



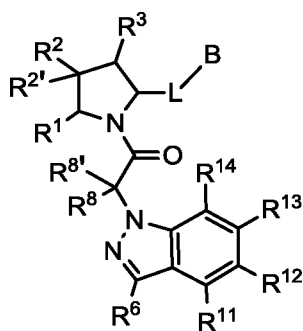
Formula VIII



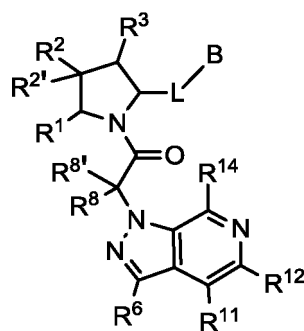
Formula IX



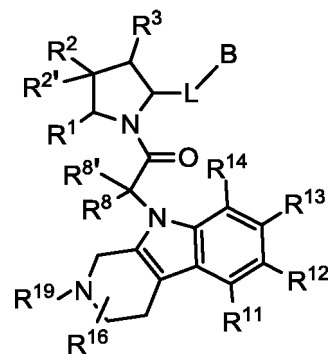
Formula X



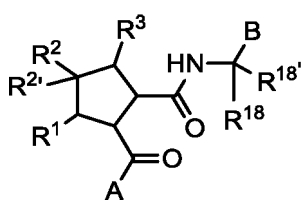
Formula XI



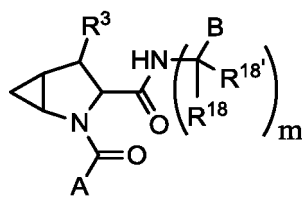
Formula XII



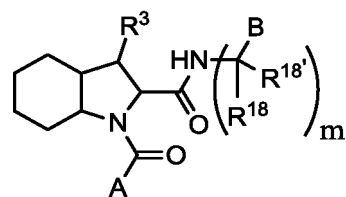
Formula XIII



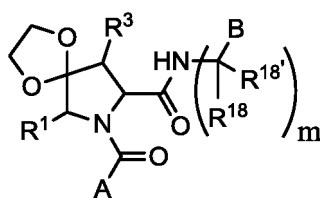
Formula XIV



m is 0 or 1.
Formula XV

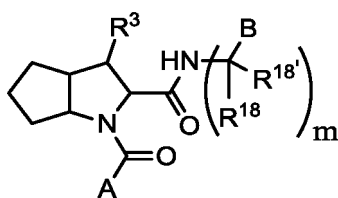


m is 0 or 1.
Formula XVI



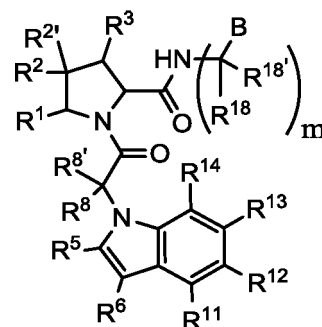
m is 0 or 1.

Formula XVII

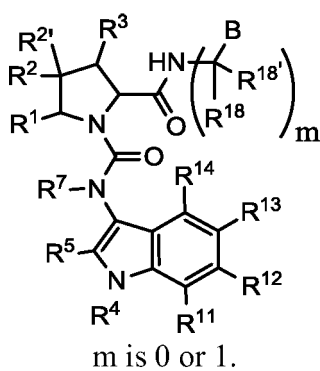


m is 0 or 1.

Formula XVIII

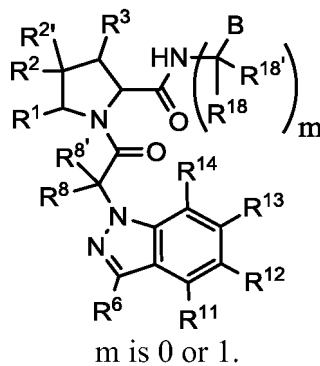


m is 0 or 1.
Formula XIX



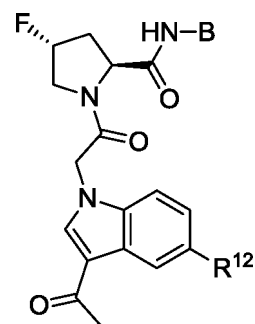
m is 0 or 1.

Formula XX

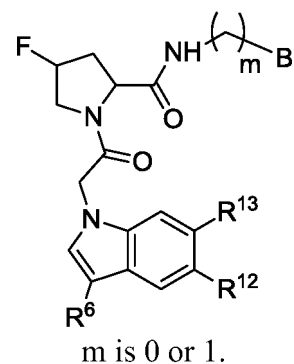
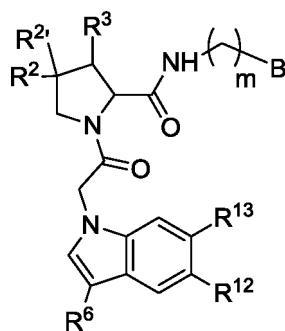
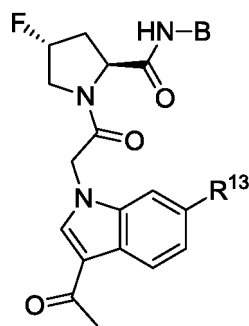


m is 0 or 1.

Formula XXI

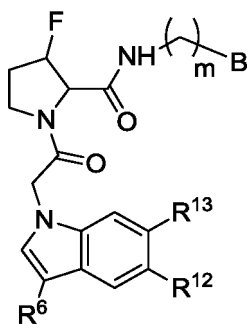


Formula XXII



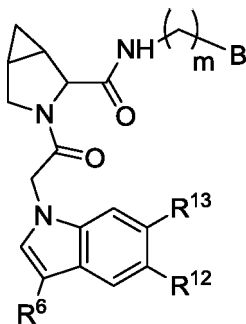
m is 0 or 1.

Formula XXIII



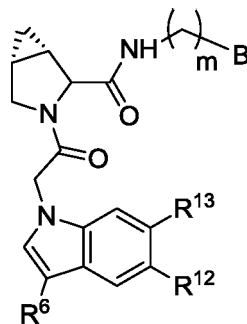
m is 0 or 1.
Formula XXVI

Formula XXIV

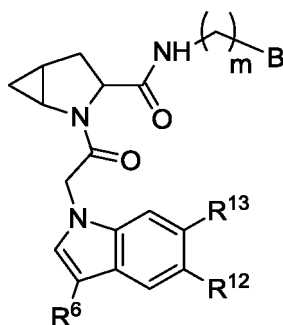


m is 0 or 1.
Formula XXVII

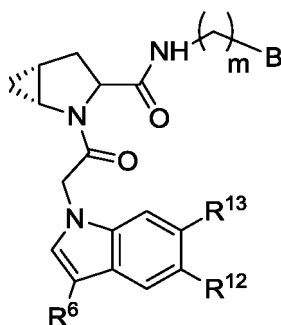
Formula XXV



m is 0 or 1.
Formula XXVIII



m is 0 or 1.
Formula XXIX



m is 0 or 1.
Formula XXX

[0119] Additionally, the disclosure includes compounds and salts of Formula I and pharmaceutically acceptable compositions thereof, and any of its subformulae (II-XXX) in which at least one of the following conditions is met in the embodiments described below.

The R¹² and R¹³ Substituents

[0120] It has been discovered that a compound of Formula I, a pharmaceutically acceptable salt or composition thereof, is a superior inhibitor of complement factor D.

[0121] In one embodiment, R¹² and R¹³ are independently chosen at each occurrence from (q), (r) and (s):

(q) hydrogen, halogen, hydroxyl, nitro, cyano, amino, -COOH, C₁-C₂haloalkyl, C₁-C₂haloalkoxy;

(r) C₁-C₆alkyl, -C₀-C₄alkyl(C₃-C₇cycloalkyl), C₂-C₆alkenyl, C₂-C₆alkanoyl, C₁-C₆alkoxy, C₂-C₆alkenyloxy, -C(O)OR⁹, C₁-C₆thioalkyl, -C₀-C₄alkylNR⁹R¹⁰, -C(O)NR⁹R¹⁰, -SO₂R⁹,

$-\text{SO}_2\text{NR}^9\text{R}^{10}$, $-\text{OC}(\text{O})\text{R}^9$, and $-\text{C}(\text{NR}^9)\text{NR}^9\text{R}^{10}$, each of which (r) is unsubstituted or substituted with one or more substituents independently selected from halogen, hydroxyl, nitro, cyano, amino, $-\text{COOH}$, $-\text{CONH}_2$, $\text{C}_1\text{-C}_2\text{haloalkyl}$, and $\text{C}_1\text{-C}_2\text{haloalkoxy}$, and each of which (r) is also optionally substituted with one substituent chosen from phenyl and 4- to 7- membered heterocycle containing 1, 2, or 3 heteroatoms independently chosen from N, O, and S; which phenyl or 4- to 7-membered heterocycle is unsubstituted or substituted with one or more substituents independently chosen from halogen, hydroxyl, nitro, cyano, $\text{C}_1\text{-C}_6\text{alkyl}$, $\text{C}_2\text{-C}_6\text{alkenyl}$, $\text{C}_2\text{-C}_6\text{alkanoyl}$, $\text{C}_1\text{-C}_6\text{alkoxy}$, (mono- and di- $\text{C}_1\text{-C}_6\text{alkylamino}$) $\text{C}_0\text{-C}_4\text{alkyl}$, $\text{C}_1\text{-C}_6\text{alkylester}$, $-(\text{C}_0\text{-C}_4\text{alkyl})(\text{C}_3\text{-C}_7\text{cycloalkyl})$, $\text{C}_1\text{-C}_2\text{haloalkyl}$, and $\text{C}_1\text{-C}_2\text{haloalkoxy}$;

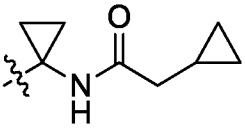
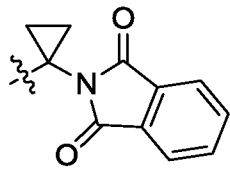
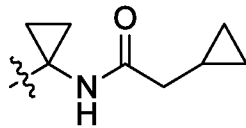
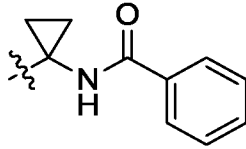
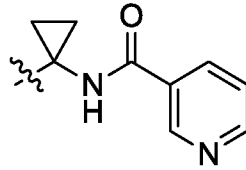
(s) $-\text{C}(\text{CH}_2)_{2-4}\text{R}^{30}$.

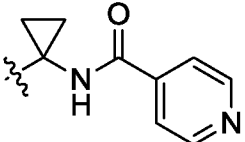
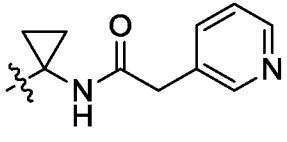
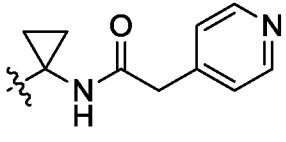
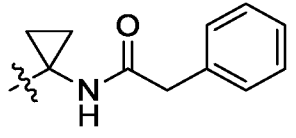
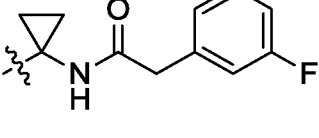
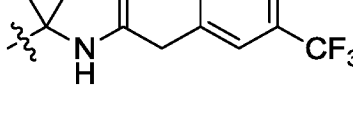
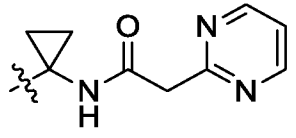
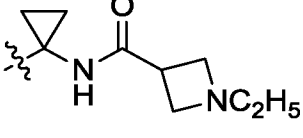
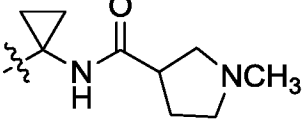
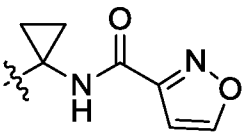
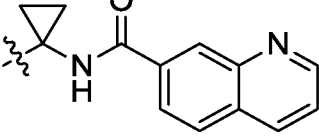
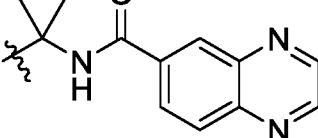
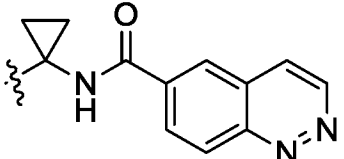
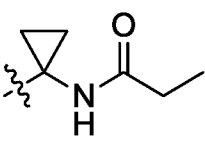
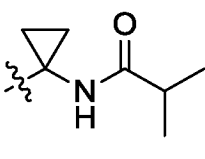
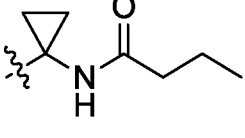
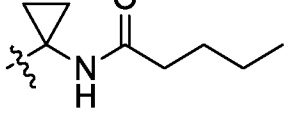
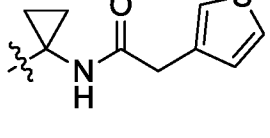
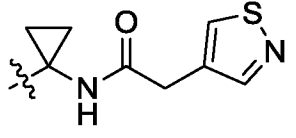
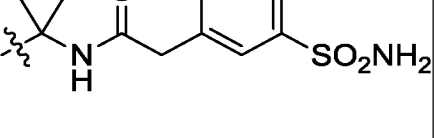
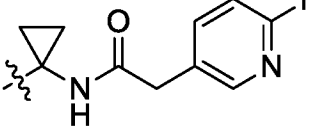
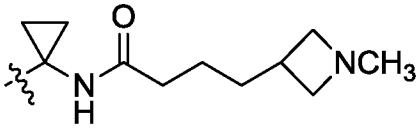
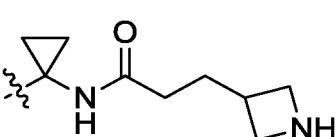
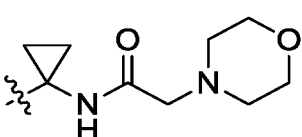
[0122] R^{30} is $-\text{NR}^9\text{C}(\text{O})\text{R}^{31}$ or R^{32} .

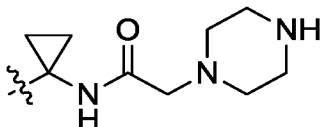
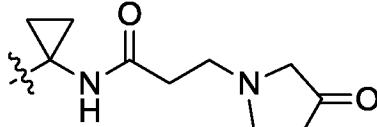
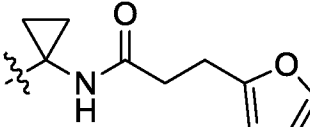
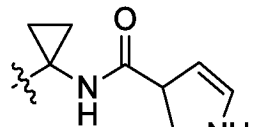
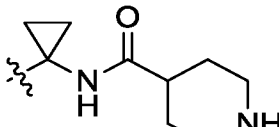

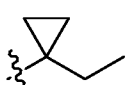
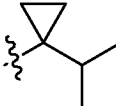
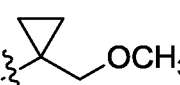
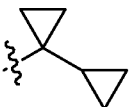
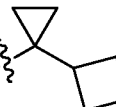
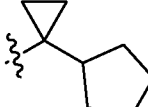
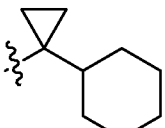
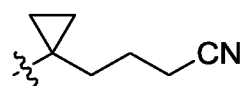
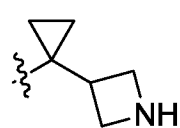
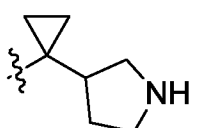
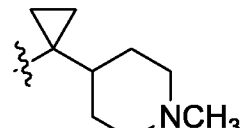
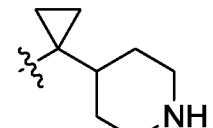
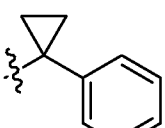
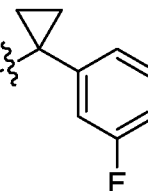
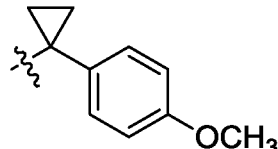
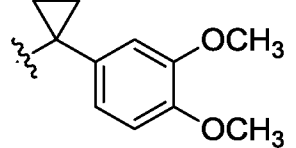
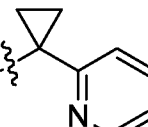
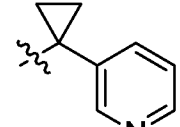
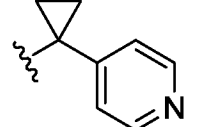
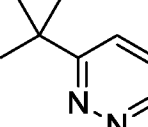
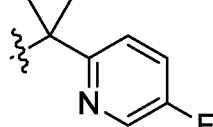
[0123] R^{31} and R^{32} are $\text{C}_1\text{-C}_6\text{alkyl}$, $\text{C}_1\text{-C}_6\text{haloalkyl}$, $(\text{C}_3\text{-C}_7\text{cycloalkyl})\text{C}_0\text{-C}_4\text{alkyl}$, (phenyl) $\text{C}_0\text{-C}_4\text{alkyl}$, (4- to 7-membered heterocycloalkyl) $\text{C}_0\text{-C}_4\text{alkyl}$ having 1, 2, or 3 heteroatoms independently chosen from N, O, and S, and (5- or 6- membered unsaturated or aromatic heterocycle) $\text{C}_0\text{-C}_4\text{alkyl}$ having 1, 2, or 3 heteroatoms independently chosen from N, O, and S.

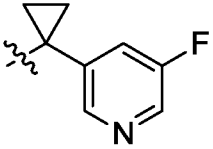
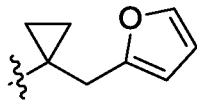
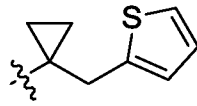
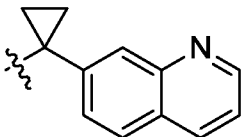
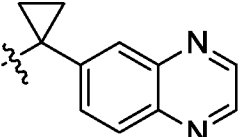
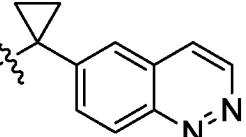
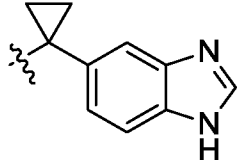
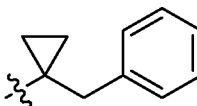
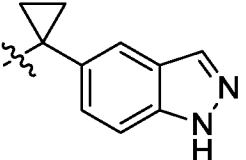
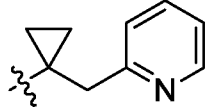
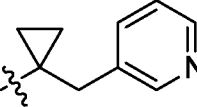
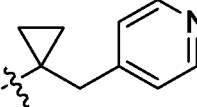
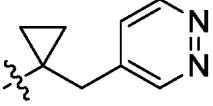
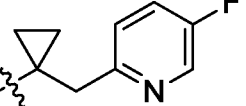
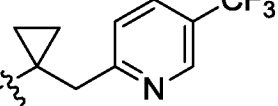
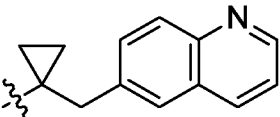
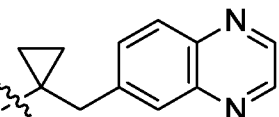
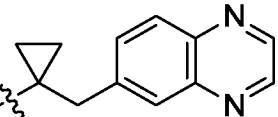
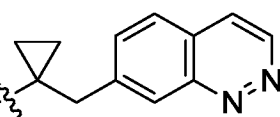
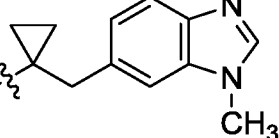
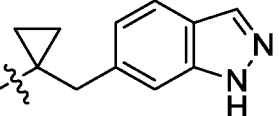
[0124] Each of which (s) may be unsubstituted or substituted with one or more substituents independently chosen from halogen, hydroxyl, nitro, cyano, amino, oxo, $-\text{B}(\text{OH})_2$, $-\text{Si}(\text{CH}_3)_3$, $-\text{COOH}$, $-\text{CONH}_2$, $-\text{P}(\text{O})(\text{OH})_2$, $\text{C}_1\text{-C}_6\text{alkyl}$, $\text{C}_1\text{-C}_6\text{alkoxy}$, $-\text{C}_0\text{-C}_2\text{alkyl}$ (mono- and di- $\text{C}_1\text{-C}_4\text{alkylamino}$), $\text{C}_1\text{-C}_6\text{alkylester}$, $\text{C}_1\text{-C}_4\text{alkylamino}$, $\text{C}_1\text{-C}_4\text{hydroxylalkyl}$, $\text{C}_1\text{-C}_2\text{haloalkyl}$, and $\text{C}_1\text{-C}_2\text{haloalkoxy}$.

[0125] In certain embodiments, R^{12} or R^{13} are independently selected from:

		
-OH		

Non-limiting R¹²/R¹³ Embodiments

[0126] In one embodiment, the disclosure provides compounds of Formula I, wherein; one of R¹² and R¹³ is H and the other of R¹² and R¹³ is chosen from (s):

[0127] (s) -C(CH₂)₂R³⁰;

[0128] wherein R³⁰ is as defined in the summary section above.

[0129] In another embodiment, the disclosure provides compounds of Formula I, wherein;

[0130] R^1 , $R^{1'}$, R^2 , and $R^{3'}$ are all hydrogen;

[0131] R^2 is fluoro and R^3 is hydrogen, $-C_0-C_4alkyl(C_3-C_7cycloalkyl)$, or $-O-C_0-C_4alkyl(C_3-C_7cycloalkyl)$;

[0132] R^5 is hydrogen, halogen, or C_1-C_2alkyl ;

[0133] R^{11} , R^{13} , R^{14} , and R^{15} , if present, are independently chosen at each occurrence from hydrogen, halogen, hydroxyl, amino, C_1-C_4alkyl , $C_1-C_4alkoxy$, $-C_0-C_2alkyl(mono- and di-C_1-C_2alkylamino)$, trifluoromethyl, and trifluoromethoxy;

[0134] X^{12} is CR^{12} ; and

[0135] R^{12} is chosen from (s):

[0136] (s) $-C(CH_2)_2R^{30}$;

[0137] wherein R^{30} is as defined in the summary section above.

[0138] In one embodiment, the disclosure provides compounds of Formula I, wherein;

[0139] m is 0 or 1;

[0140] R^2 is halogen, $R^{2'}$ is hydrogen or halogen, and R^3 is hydrogen, halogen, $-C_0-C_4alkyl(C_3-C_7cycloalkyl)$, or $-O-C_0-C_4alkyl(C_3-C_7cycloalkyl)$;

[0141] R^6 is $-C(O)C_1-C_4alkyl$, $-C(O)NH_2$, $-C(O)CF_3$, $-C(O)(C_3-C_7cycloalkyl)$, or $-ethyl(cyanoimino)$;

[0142] one of R^{12} and R^{13} is selected from hydrogen, halogen, C_1-C_4alkyl , $C_1-C_4alkoxy$, trifluoromethyl, and trifluoromethoxy; the other of R^{12} and R^{13} is chosen from (s):

[0143] (s) $-C(CH_2)_2R^{30}$;

[0144] wherein R^{30} is as defined in the summary section above.

[0145] In one embodiment, the disclosure provides compounds of Formula I, wherein;

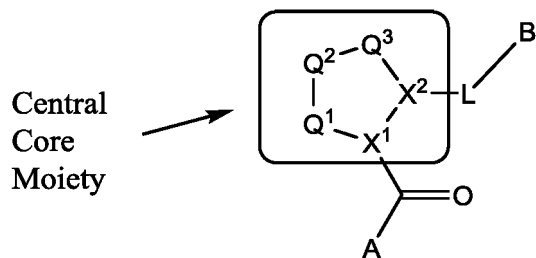
[0146] one of R^{12} and R^{13} is hydrogen, hydroxyl, halogen, methyl, or methoxy; and the other of R^{12} and R^{13} is chosen from (s):

[0147] (s) $-C(CH_2)_2R^{30}$;

[0148] wherein R^{30} is as defined in the summary section above.

Central Core Moiety

[0149] The central core moiety in Formula I is illustrated below:



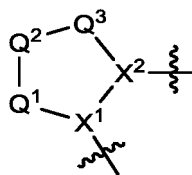
[0150] Q^1 is $N(R^1)$ or $C(R^1R^{1'})$.

[0151] Q^2 is $C(R^2R^{2'})$, $C(R^2R^{2'})-C(R^2R^{2'})$, S, O, $N(R^2)$ or $C(R^2R^{2'})O$.

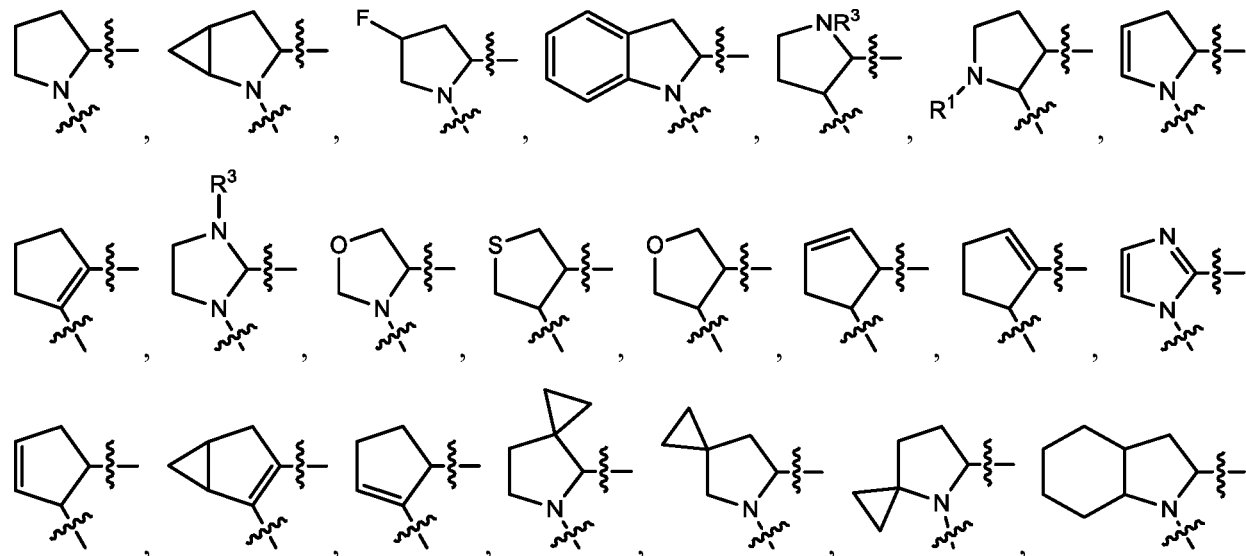
[0152] Q^3 is $N(R^3)$, S, or $C(R^3R^{3'})$.

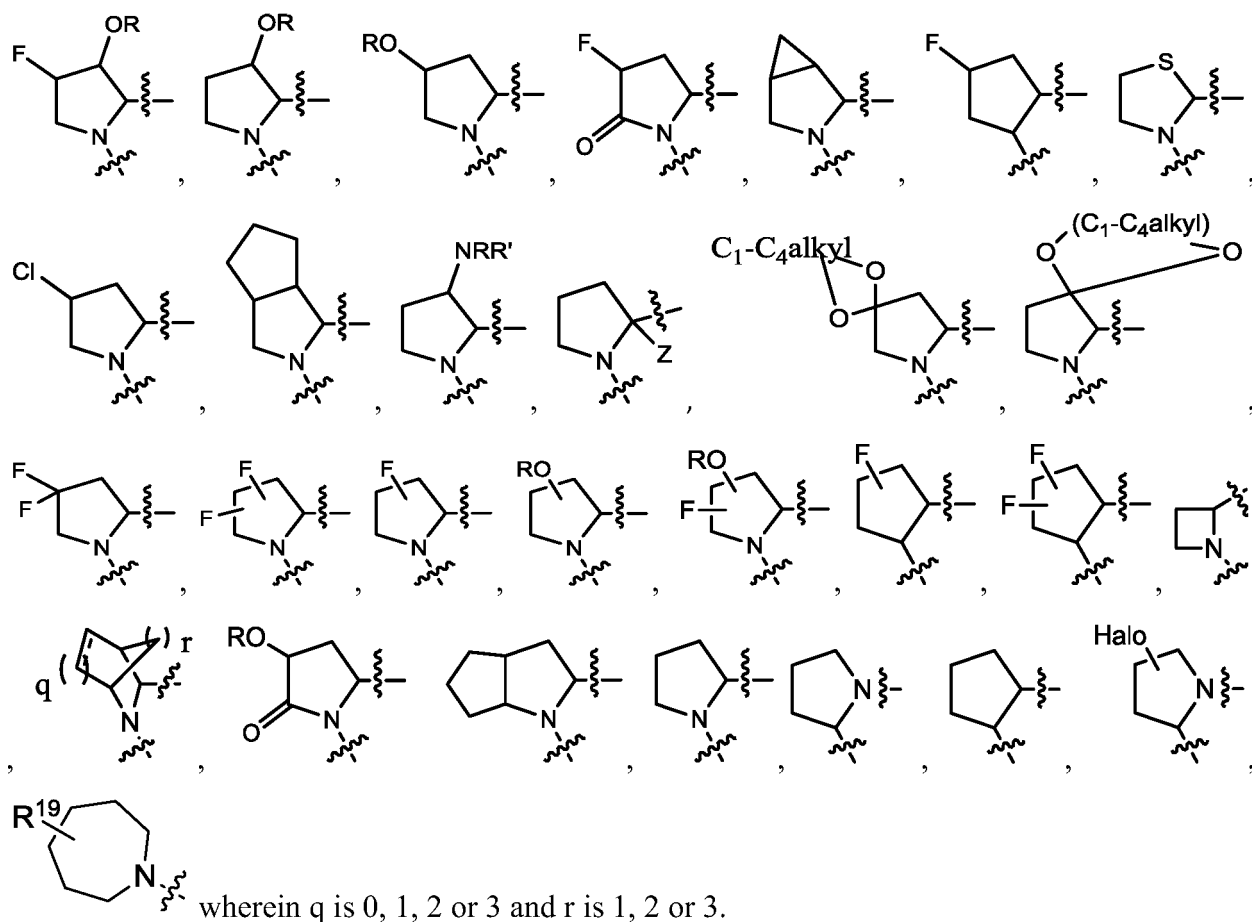
[0153] (a) X^1 and X^2 are independently N, CH, or CZ, or (b) X^1 and X^2 together are $C=C$.

[0154] Q^1 , Q^2 , Q^3 , X^1 , and X^2 are selected such that a stable compound results.



[0155] Non-limiting examples of the ring are illustrated below (any of which can be otherwise substituted with R^1 , $R^{1'}$, R^2 , $R^{2'}$, R^3 , and $R^{3'}$) as described in more detail below.





[0156] R and R' are independently chosen from H, alkyl, cycloalkyl, alkylcycloalkyl, cycloalkylalkyl, heterocycle, heterocycloalkyl, aryl, aralkyl, heteroaryl, heteroarylalkyl wherein each group can be optionally substituted or any other substituent group herein that provides the desired properties. In some embodiments, the ring includes one or more chiral carbon atoms. The invention includes embodiments in which the chiral carbon can be provided as an enantiomer, or mixtures of enantiomers, including a racemic mixture. Where the ring includes more than one stereocenter, all of the enantiomers and diastereomers are included in the invention as individual species.

[0157] Z is F, Cl, NH₂, CH₃, CH₂D, CHD₂, or CD₃.

[0158] R^1 , $R^{1'}$, R^2 , $R^{2'}$, R^3 , and $R^{3'}$ are independently chosen at each occurrence from (c) and (d):

(c) hydrogen, halogen, hydroxyl, nitro, cyano, amino, C₁-C₆alkyl, C₂-C₆alkenyl, C₁-C₆alkoxy, C₂-C₆alkynyl, C₂-C₆alkanoyl, C₁-C₆thioalkyl, hydroxyC₁-C₆alkyl, aminoC₁-C₆alkyl,

-C₀-C₄alkylNR⁹R¹⁰, -C(O)OR⁹, -OC(O)R⁹, -NR⁹C(O)R¹⁰, -C(O)NR⁹R¹⁰, -OC(O)NR⁹R¹⁰, -O(heteroaryl), -NR⁹C(O)OR¹⁰, C₁-C₂haloalkyl, and C₁-C₂haloalkoxy, where R⁹ and R¹⁰ are independently chosen at each occurrence from hydrogen, C₁-C₆alkyl, and (C₃-C₇cycloalkyl)C₀-C₄alkyl;

(d) -C₀-C₄alkyl(C₃-C₇cycloalkyl) and -O-C₀-C₄alkyl(C₃-C₇cycloalkyl).

Non-limiting Central Core Embodiments

[0159] In alternative embodiments, any one of the following rings (e), (f), (g), (h), (i), or (j) may be present:

(e) R¹ and R^{1'} or R³ and R^{3'} may be taken together to form a 3- to 6-membered carbocyclic spiro ring or a 3- to 6-membered heterocyclic spiro ring containing 1 or 2 heteroatoms independently chosen from N, O, or S;

(f) R² and R^{2'} may be taken together to form a 3- to 6-membered carbocyclic spiro ring,

(g) R² and R^{2'} may be taken together to form a 3- to 6-membered heterocyclic spiro ring,

each of which spiro rings (e), (f), and (g) is unsubstituted or substituted with 1 or more substituents independently chosen from halogen (and in particular F), hydroxyl, cyano, -COOH, C₁-C₄alkyl (including in particular methyl), C₂-C₄alkenyl, C₂-C₄alkynyl, C₁-C₄alkoxy, C₂-C₄alkanoyl, hydroxyC₁-C₄alkyl, (mono- and di-C₁-C₄alkylamino)C₀-C₄alkyl, -C₀-C₄alkyl(C₃-C₇cycloalkyl), -O-C₀-C₄alkyl(C₃-C₇cycloalkyl), C₁-C₂haloalkyl, and C₁-C₂haloalkoxy.

(h) R¹ and R² may be taken together to form a 3-membered carbocyclic ring;

(i) R¹ and R² may be taken together to form a 4- to 6-membered carbocyclic ring or a 4- to 6-membered heterocyclic ring containing 1 or 2 heteroatoms independently chosen from N, O, and S.

(j) R² and R³, if bound to adjacent carbon atoms, may be taken together to form a 3- to 6-membered carbocyclic ring or a 3- to 6-membered heterocyclic ring; each of which ring (h), (i), and (j) may be unsubstituted or substituted with 1 or more substituents independently chosen from halogen (and in particular F), hydroxyl, cyano, -COOH, C₁-C₄alkyl (including in particular methyl), C₂-C₄alkenyl, C₂-C₄alkynyl, C₁-C₄alkoxy, C₂-C₄alkanoyl, hydroxyC₁-C₄alkyl, (mono- and di-C₁-C₄alkylamino)C₀-C₄alkyl, -C₀-C₄alkyl(C₃-C₇cycloalkyl), -O-C₀-C₄alkyl(C₃-C₇cycloalkyl), C₁-C₂haloalkyl, and C₁-C₂haloalkoxy.

[0160] In one embodiment, the central core moiety is proline.

[0161] In one embodiment, the central core moiety is 4-fluoroproline.

[0162] In one embodiment, R^1 , $R^{1'}$, $R^{2'}$, R^3 , and $R^{3'}$, if present, are all hydrogen; and R^2 is fluoro.

[0163] In one embodiment, R^1 , $R^{1'}$, $R^{2'}$, and $R^{3'}$, if present, are all hydrogen; and R^2 is fluoro and R^3 is $-C_0-C_4$ alkyl(C_3-C_7 cycloalkyl) or $-O-C_0-C_4$ alkyl(C_3-C_7 cycloalkyl).

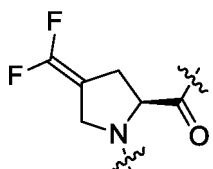
[0164] In one embodiment, R^1 and R^2 are taken together to form a 3- to 6-membered cycloalkyl group, and $R^{1'}$, $R^{2'}$, R^3 , and $R^{3'}$, where present, are all hydrogen.

[0165] In one embodiment, R^1 , $R^{1'}$, R^3 , and $R^{3'}$, if present, are all hydrogen, and R^2 and $R^{2'}$ are taken together to form a 5- or 6-membered heterocycloalkyl group having 1 or 2 oxygen atoms.

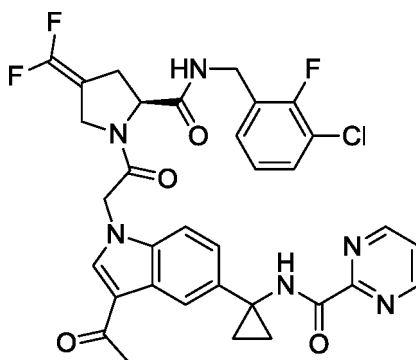
[0166] In one embodiment, R^1 is hydrogen and R^2 is fluoro.

[0167] In one embodiment, R^1 and R^2 are joined to form a 3 membered ring.

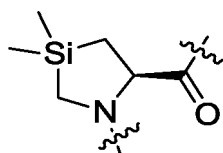
[0168] The disclosure includes compounds of Formula I in which the central pyrrolidine is vinyl substituted, for example:



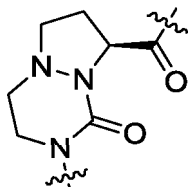
[0169] In one embodiment, the compound of Formula I has the structure:



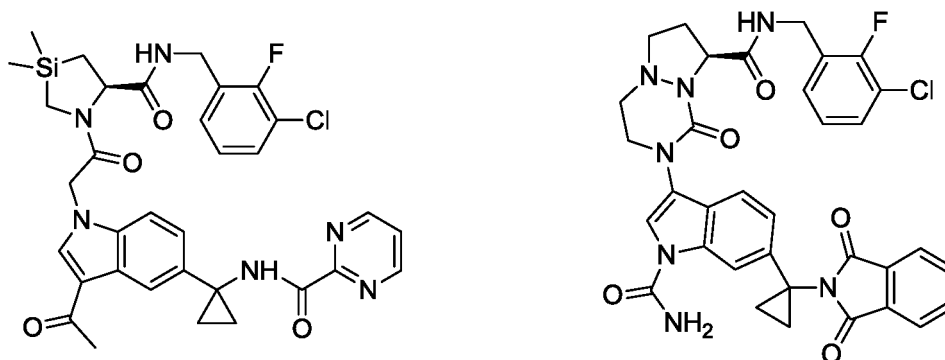
[0170] In one embodiment, the central pyrrolidine is modified by addition of a second heteroatom to a pyrrolidine ring, such as N, O, S, or Si, for example:



[0171] Another modification within the scope of the disclosure is joining a substituent on the central pyrrolidine ring to R^7 or R^8 to form a 5- to 6- membered heterocyclic ring, for example:

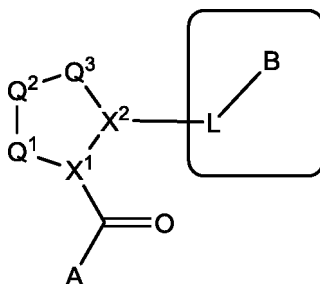


[0172] Example compounds having the modifications disclosed above include:



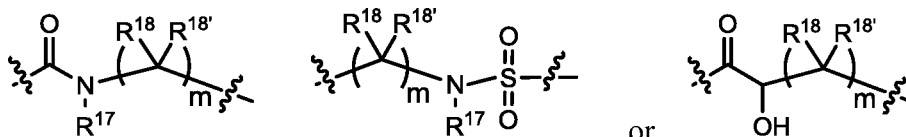
Central Core L-B Substituents

[0173] The central core **L-B substituents** in Formula I are illustrated below:



[0174] L is either (t), (u), or (v):

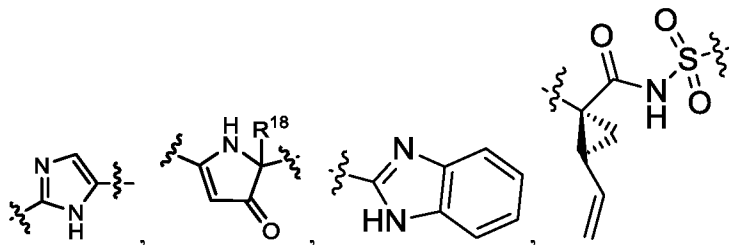
(t) is a group of the formula



where R^{17} is hydrogen or C_1 - C_6 alkyl and R^{18} and $R^{18'}$ are independently chosen from hydrogen, halogen, hydroxymethyl, and methyl; and m is 0, 1, 2, or 3;

(u) is a bond,

(v) or a directly linked optionally substituted alkyl, alkyl(heteroaryl), heterocyclic aryl, heteroaryl, moiety including but not limited to:



[0175] B is a monocyclic, bicyclic carbocyclic or carbocyclic-oxy group or a monocyclic, bicyclic, or tricyclic heterocyclic group having 1, 2, 3, or 4 heteroatoms independently selected from N, O, and S and from 4 to 7 ring atoms per ring, or B is a C₂-C₆alkenyl or C₂-C₆alkynyl group, or B is -(C₀-C₄alkyl)(aryl), -(C₀-C₄alkyl)(heteroaryl), or -(C₀-C₄alkyl)(biphenyl).

[0176] Each of which B is unsubstituted or substituted with one or more substituents independently chosen from (w) and (x) and 0 or 1 substituents chosen from (y) and (z):

(w) halogen, hydroxyl, -COOH, cyano, C₁-C₆alkyl, C₂-C₆alkanoyl, C₁-C₆alkoxy, -C₀-C₄alkylNR⁹R¹⁰, -SO₂R⁹, C₁-C₂haloalkyl, and C₁-C₂haloalkoxy;

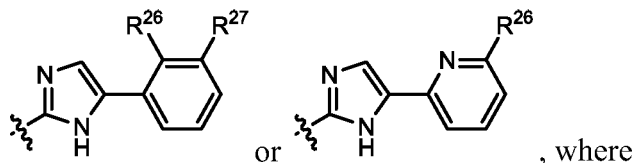
(x) nitro, C₂-C₆alkenyl, C₂-C₆alkynyl, C₁-C₆thioalkyl, -JC₃-C₇cycloalkyl, -B(OH)₂, -JC(O)NR⁹R²³, -JOSO₂OR²¹, -C(O)(CH₂)₁₋₄S(O)R²¹, SR⁹, -O(CH₂)₁₋₄S(O)NR²¹R²², -JOP(O)(OR²¹)(OR²²), -JP(O)(OR²¹)(OR²²), -JOP(O)(OR²¹)R²², -JP(O)(OR²¹)R²², -JOP(O)R²¹R²², -JP(O)R²¹R²², -JSP(O)(OR²¹)(OR²²), -JSP(O)(OR²¹)(R²²), -JSP(O)(R²¹)(R²²), -JNR⁹P(O)(NHR²¹)(NHR²²), -JNR⁹P(O)(OR²¹)(NHR²²), -JNR⁹P(O)(OR²¹)(OR²²), -JC(S)R²¹, -JNR²¹SO₂R²², -JNR⁹S(O)NR¹⁰R²², -JNR⁹SO₂NR¹⁰R²², -JSO₂NR⁹COR²², -JSO₂NR⁹CONR²¹R²², -JNR²¹SO₂R²², -JC(O)NR²¹SO₂R²², -JC(NH₂)NR²², -JC(NH₂)NR⁹S(O)₂R²², -JOC(O)NR²¹R²², -JNR²¹C(O)OR²², -JNR²¹OC(O)R²², -(CH₂)₁₋₄C(O)NR²¹R²², -JC(O)R²⁴R²⁵, -JNR⁹C(O)R²¹, -JC(O)R²¹, -JNR⁹C(O)NR¹⁰R²², -CCR²¹, -(CH₂)₁₋₄OC(O)R²¹, and -JC(O)OR²³; each of which (x) may be unsubstituted or substituted with one or more substituents independently chosen from halogen, hydroxyl, nitro, cyano, amino, oxo, -B(OH)₂, -Si(CH₃)₃, -COOH, -CONH₂, -P(O)(OH)₂, C₁-C₆alkyl, C₁-C₆alkoxy, -C₀-C₂alkyl(mono- and di-C₁-C₄alkylamino), C₁-C₆alkylester, C₁-C₄alkylamino, C₁-C₄hydroxylalkyl, C₁-C₂haloalkyl, and C₁-C₂haloalkoxy;

(y) naphthyl, naphthyloxy, indanyl, (4- to 7-membered heterocycloalkyl)C₀-C₄alkyl containing 1 or 2 heteroatoms chosen from N, O, and S, and bicyclic heterocycle containing 1, 2, or 3 heteroatoms independently chosen from N, O, and S, and containing 4- to 7- ring atoms in

each ring; each of which (y) is unsubstituted or substituted with one or more substituents independently chosen from halogen, hydroxyl, nitro, cyano, C₁-C₆alkyl, C₂-C₆alkenyl, C₂-C₆alkanoyl, C₁-C₆alkoxy, (mono- and di-C₁-C₆alkylamino)C₀-C₄alkyl, C₁-C₆alkylester, -C₀-C₄alkyl(C₃-C₇cycloalkyl), -SO₂R⁹, C₁-C₂haloalkyl, and C₁-C₂haloalkoxy; and

(z) tetrazolyl, (phenyl)C₀-C₂alkyl, (phenyl)C₁-C₂alkoxy, phenoxy, and 5- or 6-membered heteroaryl containing 1, 2, or 3 heteroatoms independently chosen from N, O, B, and S, each of which (z) is unsubstituted or substituted with one or more substituents independently chosen from halogen, hydroxyl, nitro, cyano, C₁-C₆alkyl, C₂-C₆alkenyl, C₂-C₆alkanoyl, C₁-C₆alkoxy, (mono- and di-C₁-C₆alkylamino)C₀-C₄alkyl, C₁-C₆alkylester, -C₀-C₄alkyl(C₃-C₇cycloalkyl), -SO₂R⁹, -OSi(CH₃)₂C(CH₃)₃, -Si(CH₃)₂C(CH₃)₃, C₁-C₂haloalkyl, and C₁-C₂haloalkoxy.

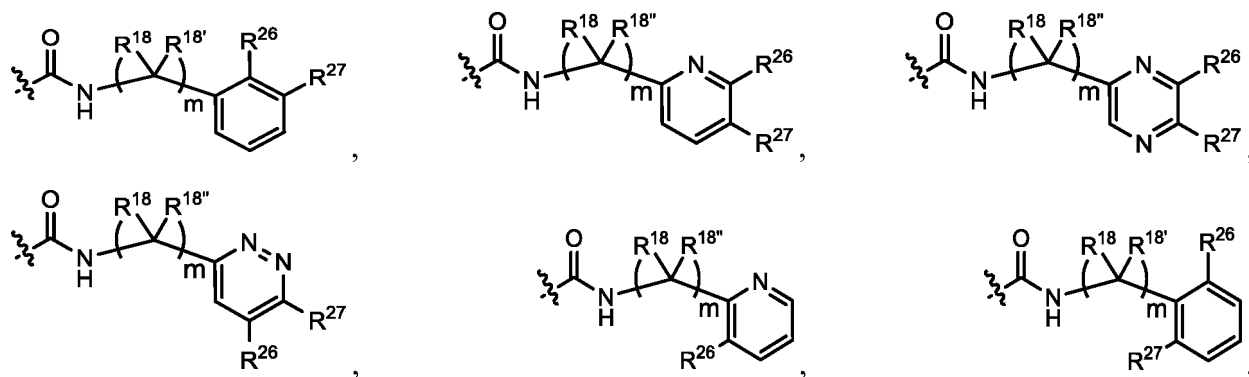
[0177] In one embodiment, -L-B- is

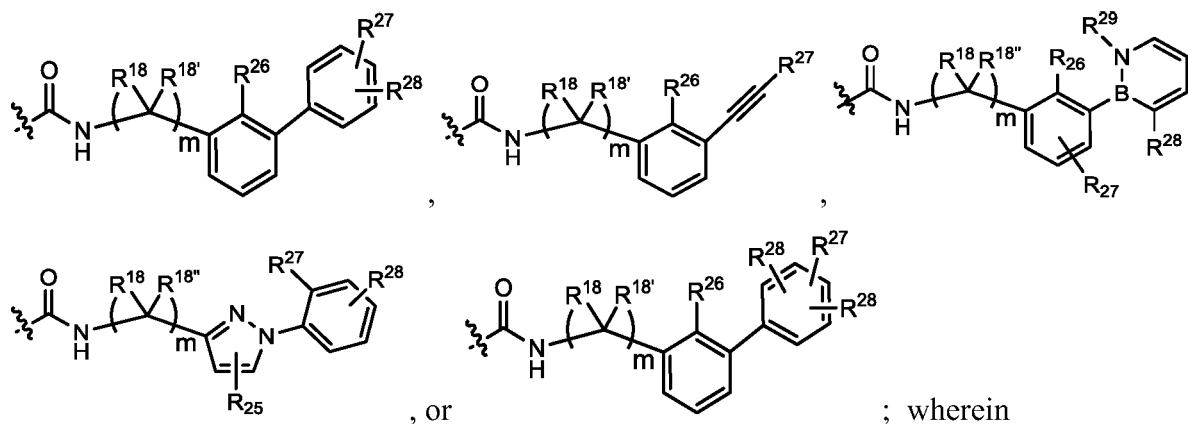


[0178] R²⁶ and R²⁷ are independently chosen from hydrogen, halogen, hydroxyl, nitro, cyano, C₁-C₆alkyl, C₂-C₆alkenyl, C₂-C₆alkanoyl, C₁-C₆alkoxy, C₁-C₆thioalkyl, -C₀-C₄alkyl(mono- and di-C₁-C₆alkylamino), -C₀-C₄alkyl(C₃-C₇cycloalkyl), -C₀-C₄alkoxy(C₃-C₇cycloalkyl), C₁-C₂haloalkyl, C₁-C₂haloalkoxy, and C₁-C₂haloalkylthio.

Non-Limiting L-B Embodiments

[0179] In another embodiment, -L-B- is





[0180] R^{18} and $R^{18'}$ are independently chosen from hydrogen, halogen, hydroxymethyl, and methyl; and m is 0 or 1; and

[0181] R^{26} , R^{27} , and R^{28} are independently chosen from hydrogen, halogen, hydroxyl, nitro, cyano, C_1 - C_6 alkyl, C_2 - C_6 alkenyl, C_2 - C_6 alkanoyl, C_1 - C_6 alkoxy, C_1 - C_6 thioalkyl, (mono- and di- C_1 - C_6 alkylamino) C_0 - C_4 alkyl, (C_3 - C_7 cycloalkyl) C_0 - C_4 alkyl, (aryl) C_0 - C_4 alkyl-, (heteroaryl) C_0 - C_4 alkyl-, and $-C_0$ - C_4 alkoxy(C_3 - C_7 cycloalkyl); each of which R^{26} , R^{27} , and R^{28} other than hydrogen, halogen, hydroxyl, nitro, cyano, is unsubstituted or substituted with one or more substituents independently chosen from halogen, hydroxyl, amino, C_1 - C_2 alkoxy, C_1 - C_2 haloalkyl, (C_3 - C_7 cycloalkyl) C_0 - C_4 alkyl-, and C_1 - C_2 haloalkoxy; and

[0182] R^{29} is hydrogen, C_1 - C_2 alkyl, C_1 - C_2 haloalkyl or $-\text{Si}(\text{CH}_3)_2\text{C}(\text{CH}_3)_3$.

[0183] In one embodiment, m is 0.

[0184] In one embodiment, the disclosure further includes compounds and salts of Formula I in which B is 2-fluoro-3-chlorophenyl. In another embodiment, another carbocyclic, aryl, heterocyclic, or heteroaryl group such as 2-bromo-pyridin-6-yl, 1-(2,2,2-trifluoroethyl)-1H-pyrazol-3-yl, 2,2-dichlorocyclopropylmethyl, or 2-fluoro-3-trimethylsilylphenyl is used.

[0185] In another embodiment, B is phenyl, pyridyl, or indanyl each of which is unsubstituted or substituted with one or more substituents independently chosen from hydrogen, halogen, hydroxyl, nitro, cyano, C_1 - C_6 alkyl, C_2 - C_6 alkenyl, C_2 - C_6 alkanoyl, C_1 - C_6 alkoxy, C_1 - C_6 thioalkyl, (mono- and di- C_1 - C_6 alkylamino) C_0 - C_4 alkyl, (C_3 - C_7 cycloalkyl) C_0 - C_4 alkyl, $-C_0$ - C_4 alkoxy(C_3 - C_7 cycloalkyl), (phenyl) C_0 - C_2 alkyl, (pyridyl) C_0 - C_2 alkyl; each of which substituents other than hydrogen, halogen, hydroxyl, nitro, cyano, is unsubstituted or substituted with one or more substituents independently chosen from halogen, hydroxyl, amino, C_1 - C_2 alkyl, C_1 - C_2 alkoxy, $-\text{OSi}(\text{CH}_3)_2\text{C}(\text{CH}_3)_3$, $-\text{Si}(\text{CH}_3)_2\text{C}(\text{CH}_3)_3$, C_1 - C_2 haloalkyl, and C_1 - C_2 haloalkoxy.

[0186] In another embodiment, B is phenyl or pyridyl substituted with 1, 2, or 3 substituents chosen from chloro, bromo, hydroxyl, -SCF₃, C₁-C₂alkyl, C₁-C₂alkoxy, trifluoromethyl, phenyl and trifluoromethoxy each of which substituents other than chloro, bromo, hydroxyl, -SCF₃, can be optionally substituted.

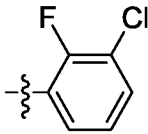
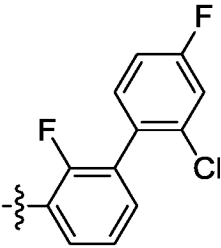
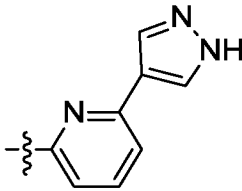
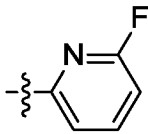
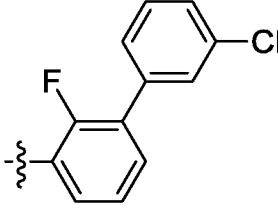
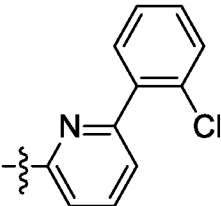
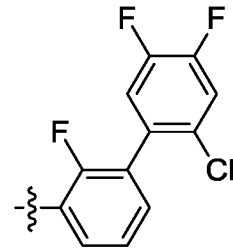
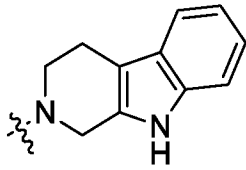
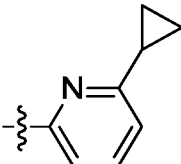
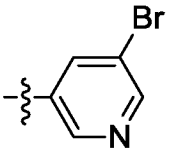
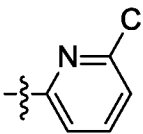
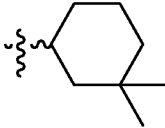
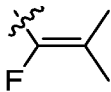
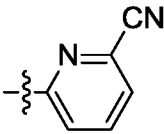
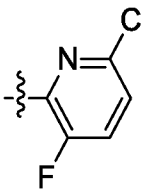
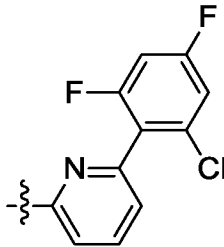
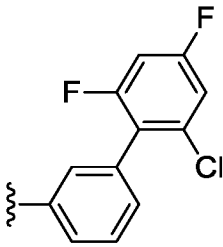
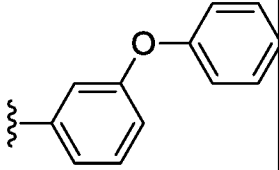
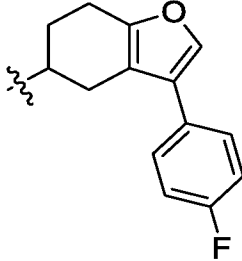
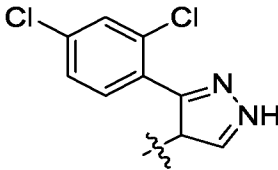
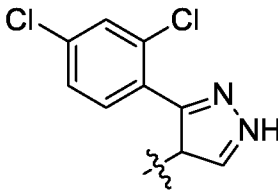
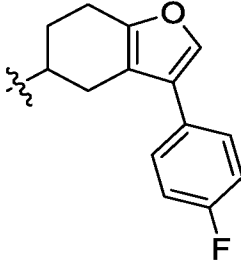
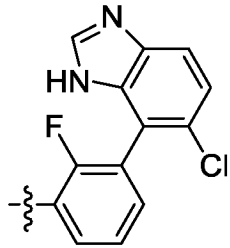
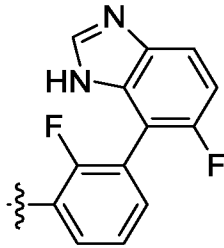
[0187] In certain embodiments, B is a 2-fluoro-3-chlorophenyl or a 2-fluoro-3-trifluoromethoxyphenyl group.

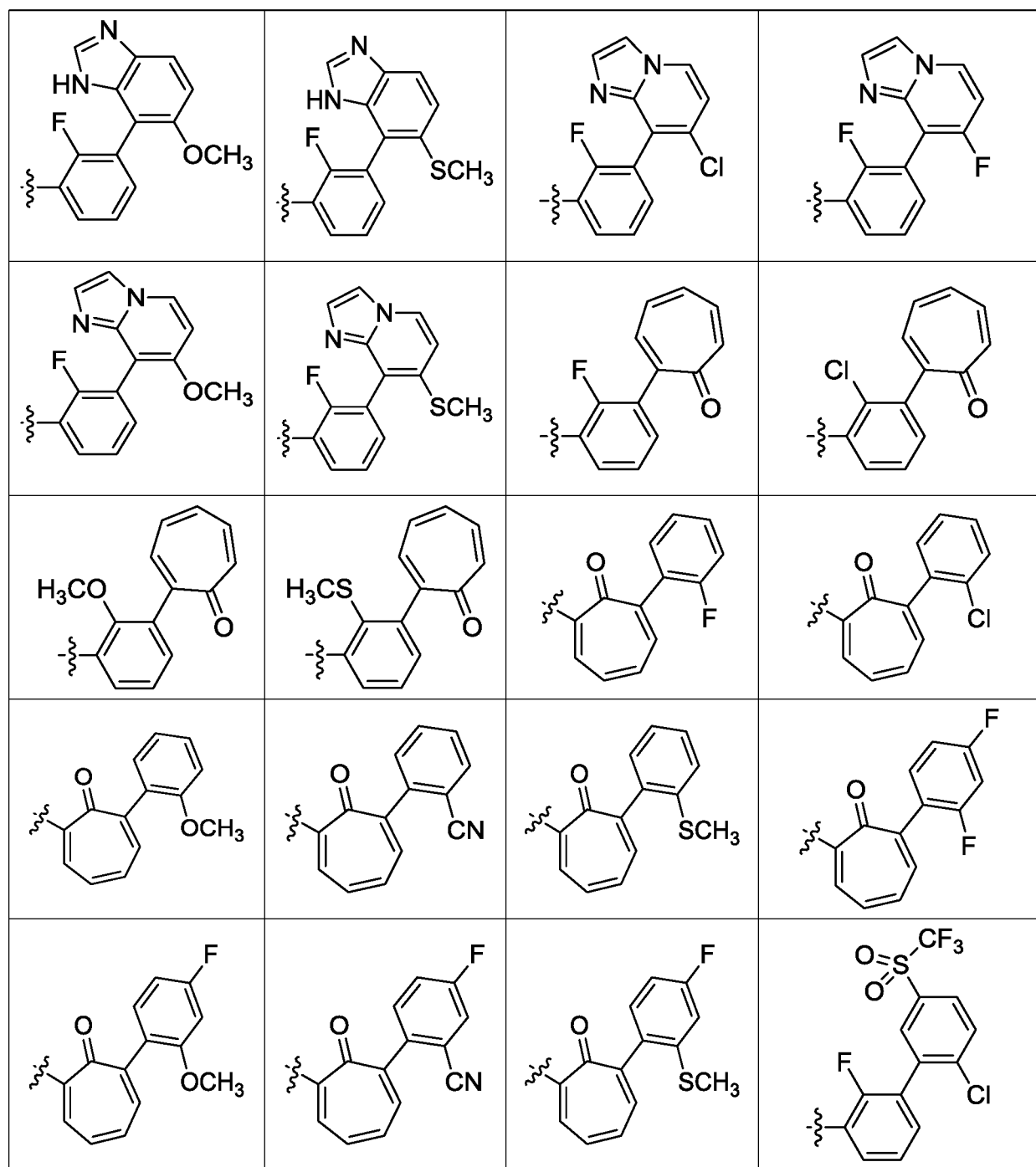
[0188] In one embodiment, B is pyridyl, optionally substituted with halogen, C₁-C₂alkoxy, and trifluoromethyl.

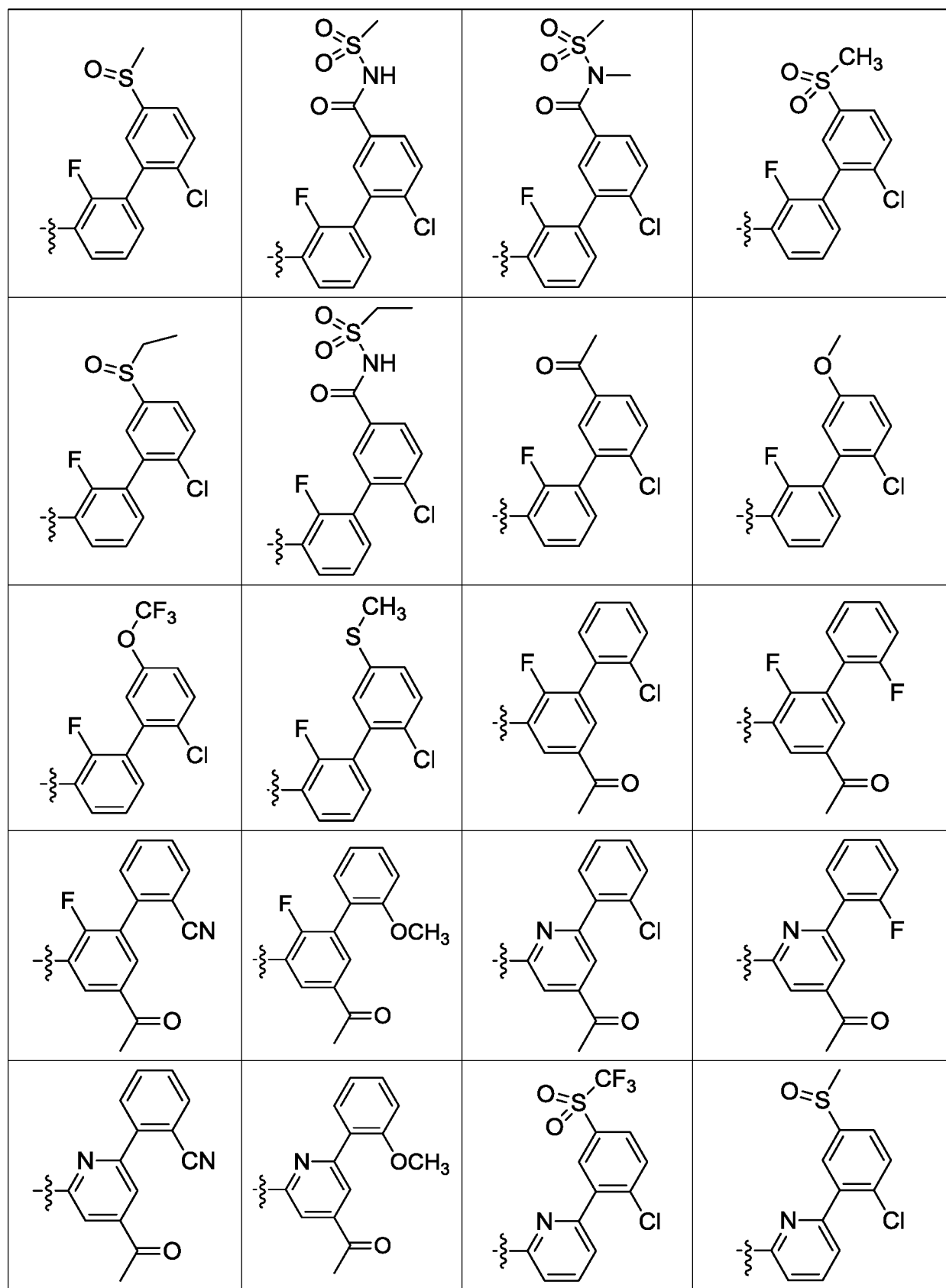
[0189] In one embodiment, B is phenyl, substituted with 1, 2, or 3 substituents independently selected from halogen, C₁-C₂alkyl, C₁-C₂alkoxy, trifluoromethyl, and optionally substituted phenyl.

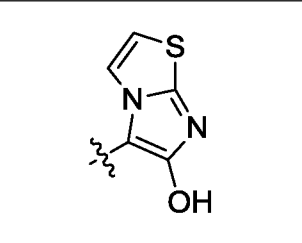
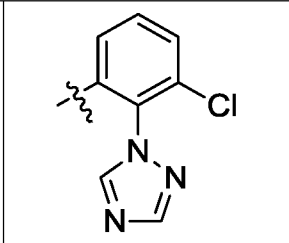
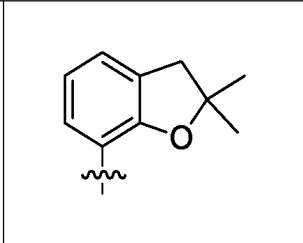
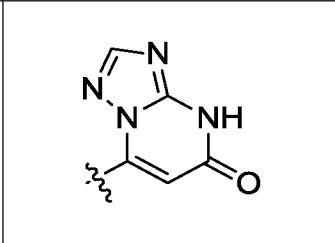
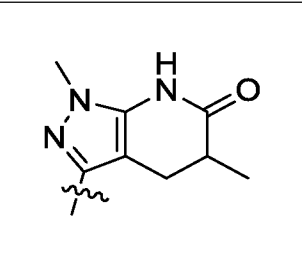
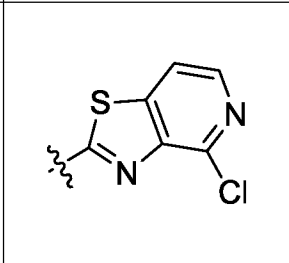
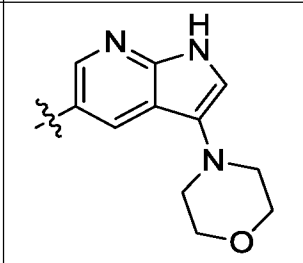
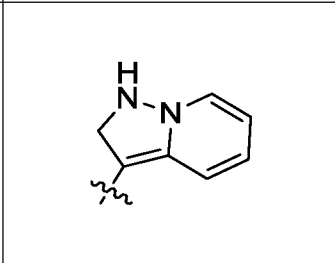
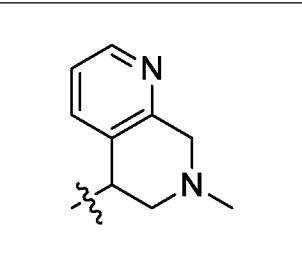
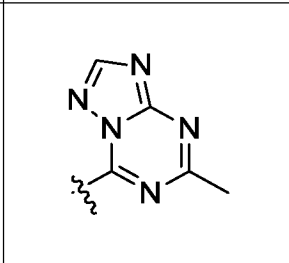
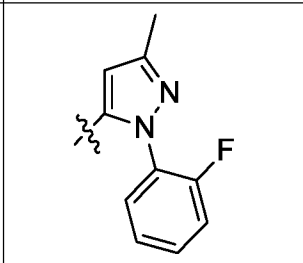
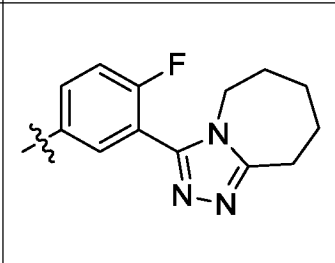
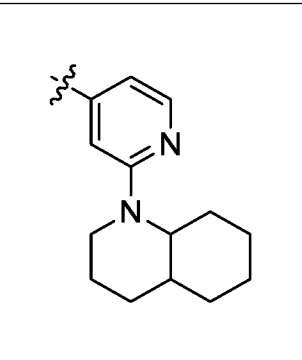
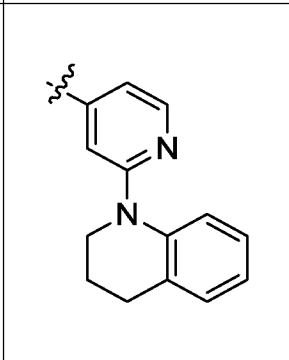
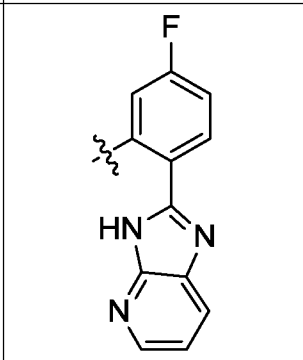
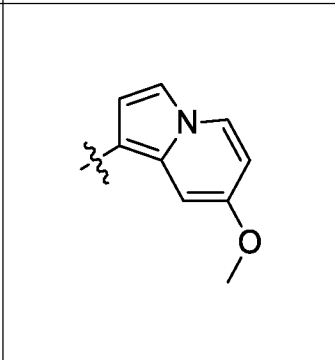
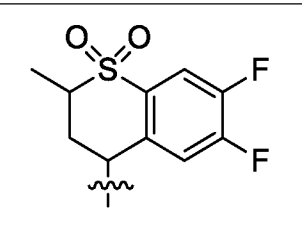
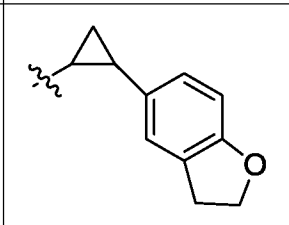
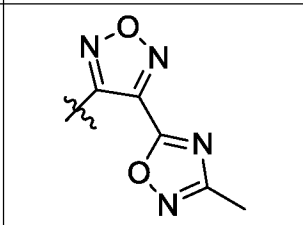
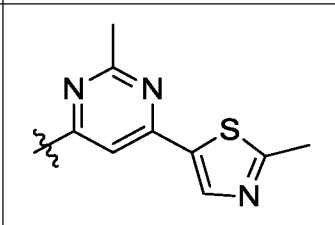
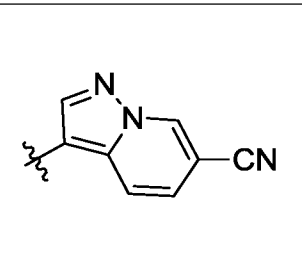
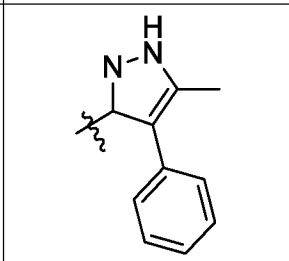
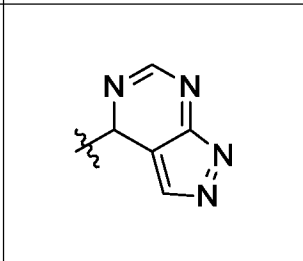
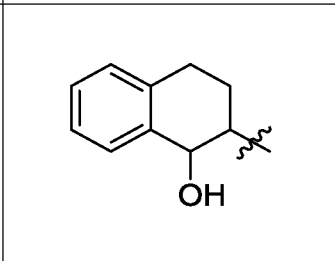
[0190] In one embodiment, R²³ is independently chosen at each occurrence from (C₃-C₇cycloalkyl)C₀-C₄alkyl, (phenyl)C₀-C₄alkyl, (4- to 7-membered heterocycloalkyl)C₀-C₄alkyl having 1, 2, or 3 heteroatoms independently chosen from N, O, and S, and (5- or 6- membered unsaturated or aromatic heterocycle)C₀-C₄alkyl having 1, 2, or 3 heteroatoms independently chosen from N, O, and S.

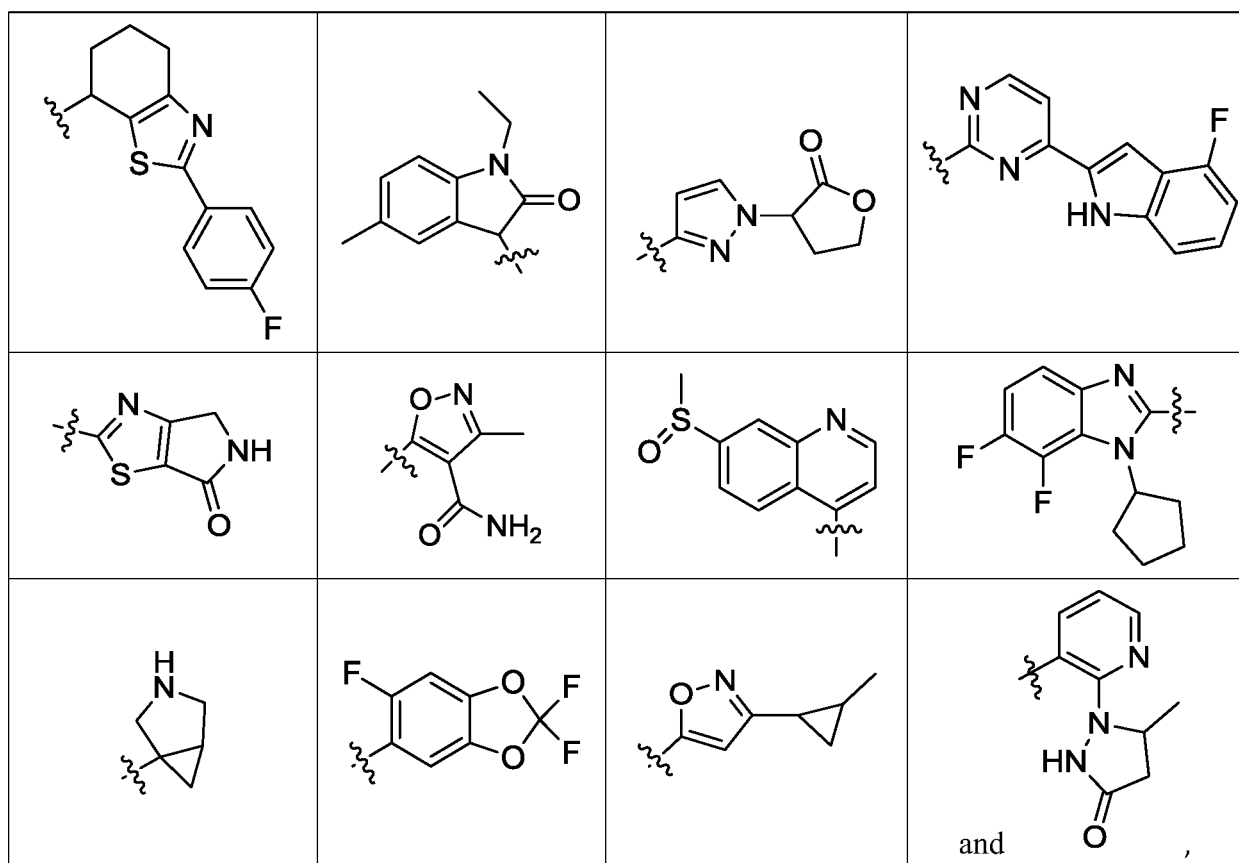
[0191] In one embodiment, B is selected from





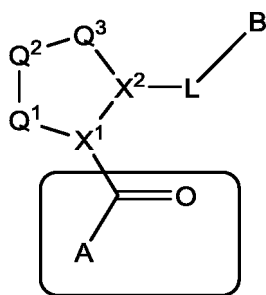
			
			
			
			
			
			



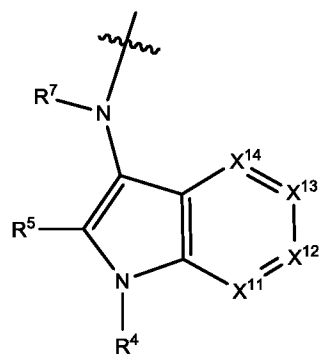
where R^{27} is hydrogen, methyl, or trifluoromethyl; R^{28} is hydrogen or halogen; and R^{29} is hydrogen, methyl, trifluoromethyl, or $-\text{Si}(\text{CH}_3)_2\text{C}(\text{CH}_3)_3$.

Central Core (C=O)A Substituent

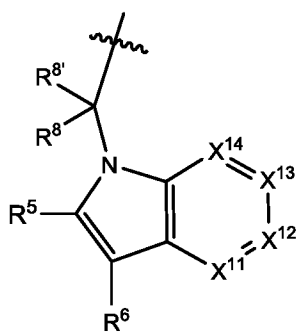
[0192] The central core (C=O)A substituent in Formula I is illustrated below:



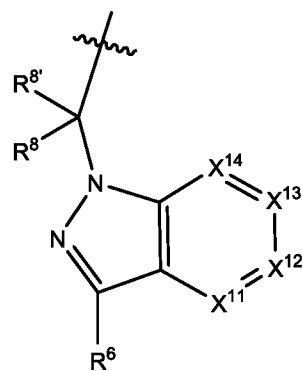
[0193] A is a group chosen from (k) and (l) where (k) is



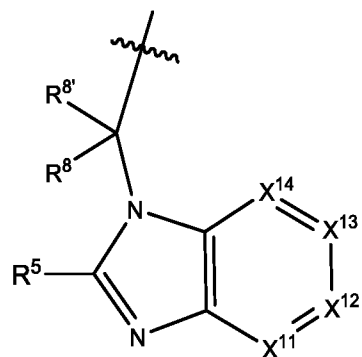
,



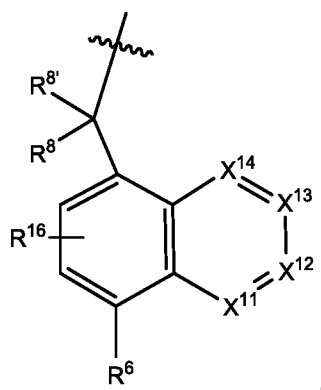
,



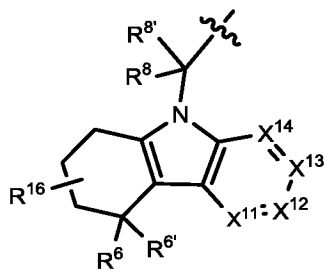
or



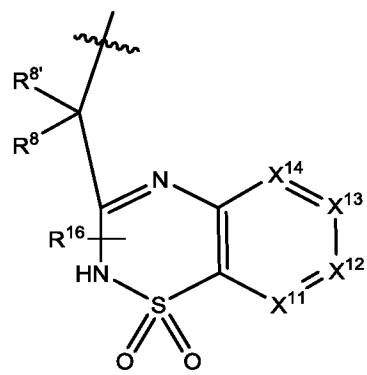
and (I) is



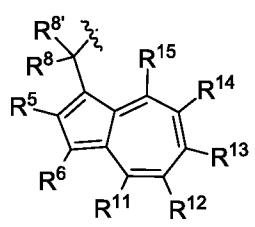
,



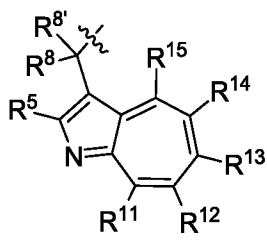
,



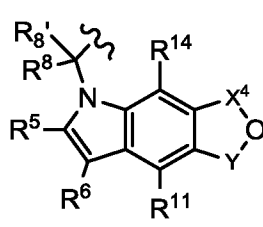
,



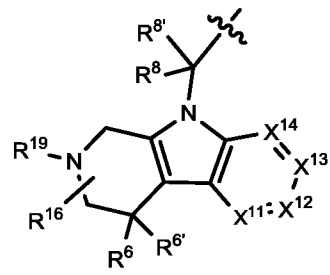
,



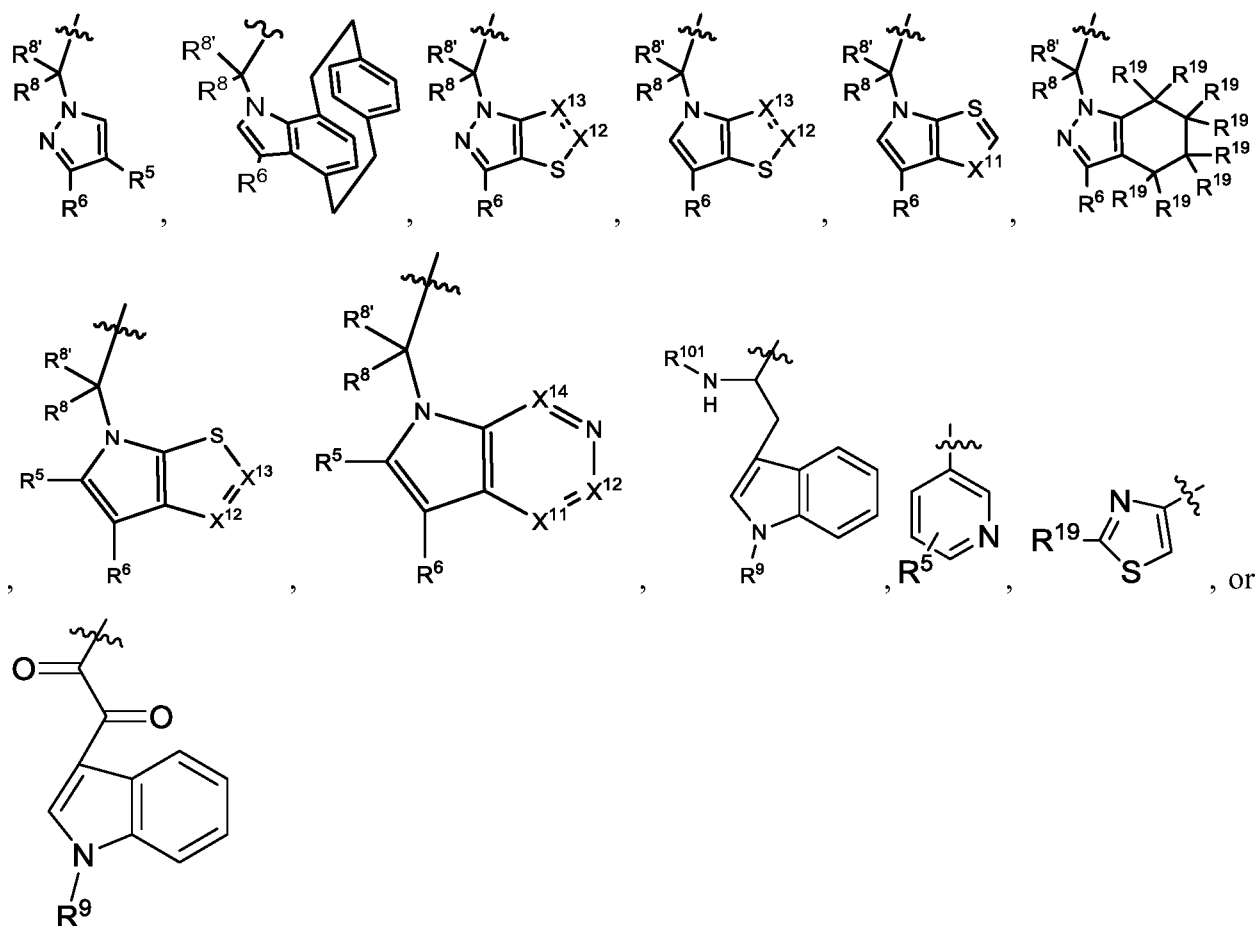
,



,



,



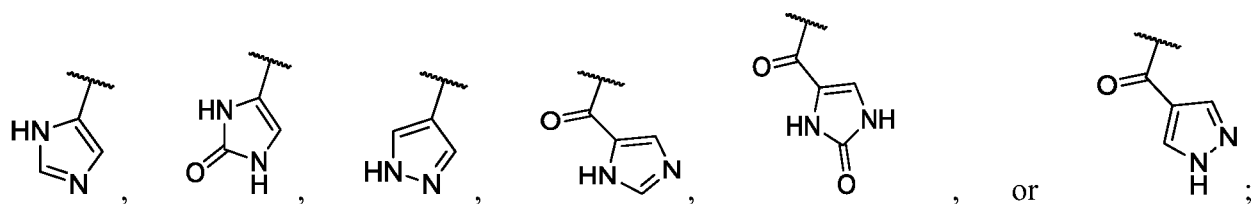
[0194] X⁴ is B(OH) and Y is CHR⁹; or X⁴ is CHR⁹ and Y is B(OH).

[0195] R¹⁰¹ is hydrogen, alkyl, carboxy.

[0196] R⁴ is (m) or (n):

(m) -CHO, -CONH₂, or C₂-C₆alkanoyl, including C(O)C₃-C₇cycloalkyl;

(n) hydrogen, -SO₂NH₂, -C(CH₂)₂F, -CH(CF₃)NH₂, C₁-C₆alkyl, -C₀-C₄alkyl(C₃-C₇cycloalkyl), -C(O)C₀-C₂alkyl(C₃-C₇cycloalkyl),



each of which R⁴ other than hydrogen, -CHO, and -CONH₂, is unsubstituted or substituted with one or more of amino, imino, halogen, hydroxyl, cyano, cyanoimino, C₁-C₂alkyl, C₁-C₂alkoxy, -C₀-C₂alkyl(mono- and di-C₁-C₄alkylamino), C₁-C₂haloalkyl, and C₁-C₂haloalkoxy.

[0197] R⁵ and R⁶ are independently chosen from (o) and (p):

(o) $-\text{CHO}$, $-\text{C}(\text{O})\text{NH}_2$, $-\text{C}(\text{O})\text{NH}(\text{CH}_3)$, or $\text{C}_2\text{-C}_6$ alkanoyl;

(p) hydrogen, hydroxyl, halogen, cyano, nitro, $-\text{COOH}$, $-\text{SO}_2\text{NH}_2$, $-\text{C}(\text{NH}_2)\text{C}_1\text{-C}_3$ alkyl, $-\text{C}(\text{NH}_2)\text{C}_1\text{-C}_3$ haloalkyl, $-\text{CF}(\text{C}=\text{CH}_2)$, $-\text{C}(=\text{NCN})\text{C}_1\text{-C}_6$ alkyl, $\text{C}_1\text{-C}_6$ alkyl, $\text{C}_2\text{-C}_6$ alkenyl, $\text{C}_1\text{-C}_6$ alkoxy, $-\text{C}_0\text{-C}_4$ alkyl($\text{C}_3\text{-C}_7$ cycloalkyl), $-\text{C}(\text{O})\text{C}_0\text{-C}_4$ alkyl($\text{C}_3\text{-C}_7$ cycloalkyl), $-\text{P}(\text{O})(\text{OR}^9)_2$, $-\text{OC}(\text{O})\text{R}^9$, $-\text{C}(\text{O})\text{OR}^9$, $-\text{C}(\text{O})\text{N}(\text{CH}_2\text{CH}_2\text{R}^9)(\text{R}^{10})$, $-\text{NR}^9\text{C}(\text{O})\text{R}^{10}$, phenyl, or 5- to 6-membered heteroaryl.

[0198] Each R^5 and R^6 other than hydrogen, hydroxyl, cyano, and $-\text{COOH}$ is unsubstituted or optionally substituted. For example, R^5 and R^6 other than hydrogen, hydroxyl, cyano, and $-\text{COOH}$ may be substituted with one or more substituents independently chosen from halogen, hydroxyl, amino, imino, cyano, cyanoimino, $\text{C}_1\text{-C}_2$ alkyl, $\text{C}_1\text{-C}_4$ alkoxy, $-\text{C}_0\text{-C}_2$ alkyl(mono- and di- $\text{C}_1\text{-C}_4$ alkylamino), $\text{C}_1\text{-C}_2$ haloalkyl, $\text{C}_1\text{-C}_2$ haloalkoxy, $\text{C}(\text{O})$ alkyl, $\text{C}(\text{O})$ cycloalkyl, $\text{C}(\text{O})$ aryl, $\text{C}(\text{O})$ heterocycle, and $\text{C}(\text{O})$ heteroaryl.

[0199] $\text{R}^{6'}$ is hydrogen, halogen, hydroxyl, $\text{C}_1\text{-C}_4$ alkyl, or $\text{C}_1\text{-C}_4$ alkoxy; or R^6 and $\text{R}^{6'}$ may be taken together to form an oxo, vinyl, or imino group.

[0200] R^7 is hydrogen, $\text{C}_1\text{-C}_6$ alkyl, or $-\text{C}_0\text{-C}_4$ alkyl($\text{C}_3\text{-C}_7$ cycloalkyl).

[0201] R^8 and $\text{R}^{8'}$ are independently chosen from hydrogen, halogen, hydroxyl, $\text{C}_1\text{-C}_6$ alkyl, $\text{C}_1\text{-C}_6$ alkoxy, and $(\text{C}_1\text{-C}_4$ alkylamino) $\text{C}_0\text{-C}_2$ alkyl, or R^8 and $\text{R}^{8'}$ are taken together to form an oxo group, or can be taken together with the carbon that they are bonded to form a 3-membered carbocyclic ring.

[0202] R^{16} is 0 or 1 or more substituents independently chosen from halogen, hydroxyl, nitro, cyano, $\text{C}_1\text{-C}_6$ alkyl, $\text{C}_2\text{-C}_6$ alkenyl, $\text{C}_2\text{-C}_6$ alkanoyl, $\text{C}_1\text{-C}_6$ alkoxy, $-\text{C}_0\text{-C}_4$ alkyl(mono- and di- $\text{C}_1\text{-C}_6$ alkylamino), $-\text{C}_0\text{-C}_4$ alkyl($\text{C}_3\text{-C}_7$ cycloalkyl), $\text{C}_1\text{-C}_2$ haloalkyl, and $\text{C}_1\text{-C}_2$ haloalkoxy.

[0203] R^{19} is hydrogen, $\text{C}_1\text{-C}_6$ alkyl, $\text{C}_2\text{-C}_6$ alkenyl, $\text{C}_2\text{-C}_6$ alkanoyl, $-\text{SO}_2\text{C}_1\text{-C}_6$ alkyl, (mono- and di- $\text{C}_1\text{-C}_6$ alkylamino) $\text{C}_1\text{-C}_4$ alkyl, $-\text{C}_0\text{-C}_4$ alkyl($\text{C}_3\text{-C}_7$ cycloalkyl), $-\text{C}_0\text{-C}_4$ alkyl($\text{C}_3\text{-C}_7$ heterocycloalkyl), $-\text{C}_0\text{-C}_4$ alkyl(aryl), $\text{C}_0\text{-C}_4$ alkyl(heteroaryl), each of which R^{19} other than hydrogen is substituted with 0 or 1 or more substituents independently chosen from halogen, hydroxyl, amino, $-\text{COOH}$, and $-\text{C}(\text{O})\text{OC}_1\text{-C}_4$ alkyl.

[0204] X^{11} is N or CR^{11} .

[0205] X^{12} is N or CR^{12} .

[0206] X^{13} is N or CR^{13} .

[0207] X^{14} is N or CR^{14} .

[0208] No more than 2 of X^{11} , X^{12} , X^{13} , and X^{14} are N.

[0209] R^{11} , R^{14} , and R^{15} are independently chosen at each occurrence from hydrogen, halogen, hydroxyl, nitro, cyano, $-NR^9C(O)R^{10}$, $C(O)NR^9R^{10}$, $-O(PO)(OR^9)_2$, $-(PO)(OR^9)_2$, C_1 - C_6 alkyl, C_2 - C_6 alkenyl, C_2 - C_6 alkenyl(aryl), C_2 - C_6 alkenyl(cycloalkyl), C_2 - C_6 alkenyl(heterocycle), C_2 - C_6 alkenyl(heteroaryl), C_2 - C_6 alkynyl, C_2 - C_6 alkynyl(aryl), C_2 - C_6 alkynyl(cycloalkyl), C_2 - C_6 alkynyl(heterocycle), C_2 - C_6 alkynyl(heteroaryl), C_2 - C_6 alkanoyl, C_1 - C_6 alkoxy, C_1 - C_6 thioalkyl, $-C_0$ - C_4 alkyl(mono- and di- C_1 - C_6 alkylamino), $-C_0$ - C_4 alkyl(C_3 - C_7 cycloalkyl), (phenyl) C_0 - C_4 alkyl, (4- to 7-membered heterocycloalkyl) C_0 - C_4 alkyl having 1, 2, or 3 heteroatoms independently chosen from N, O, and S, and (5- or 6- membered unsaturated or aromatic heterocycle) C_0 - C_4 alkyl having 1, 2, or 3 heteroatoms independently chosen from N, O, and S), $-C_0$ - C_4 alkoxy(C_3 - C_7 cycloalkyl), C_1 - C_2 haloalkyl, and C_1 - C_2 haloalkoxy. Alternatively, R^{13} and R^{14} can together form a bridge that can be an optionally substituted cycloalkyl, heterocycle or heteroaryl ring.

[0210] In one embodiment, R^5 and R^6 are independently chosen from $-CHO$, $-C(O)NH_2$, $-C(O)NH(CH_3)$, C_2 - C_6 alkanoyl, and hydrogen.

[0211] In one embodiment, each R^5 and R^6 other than hydrogen, hydroxyl, cyano, and $-COOH$ is unsubstituted or substituted with one or more substituents independently chosen from halogen, hydroxyl, amino, imino, cyano, cyanoimino, C_1 - C_2 alkyl, C_1 - C_4 alkoxy, $-C_0$ - C_2 alkyl(mono- and di- C_1 - C_4 alkylamino), C_1 - C_2 haloalkyl, C_1 - C_2 haloalkoxy, $C(O)$ alkyl, $C(O)$ cycloalkyl, $C(O)$ aryl, $C(O)$ heterocycle, and $C(O)$ heteroaryl.

[0212] In one embodiment, R^8 and $R^{8'}$ are independently hydrogen or methyl.

[0213] In one embodiment, R^8 and $R^{8'}$ are hydrogen.

[0214] In one embodiment, R^7 is hydrogen or methyl.

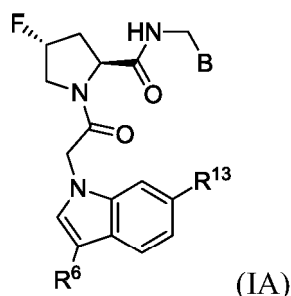
[0215] In one embodiment, R^7 is hydrogen.

[0216] In an alternate embodiment, two A groups can be bonded together to form a dimer through a suitable linking group that achieves the desired purpose. Examples of linking groups include but are not limited to, urea, amide, $-C(O)-C(O)-$, carbamate and ketone. In one embodiment, two heteroaryl rings, for example, two indole rings, are linked through a urea to form indole-NHC(O)NH-indole.

Embodiments of Formulas IA, IB, IC, and ID

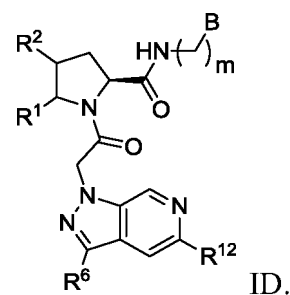
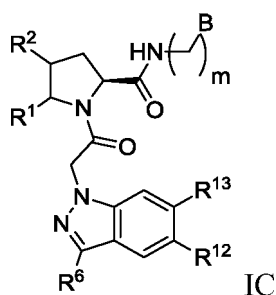
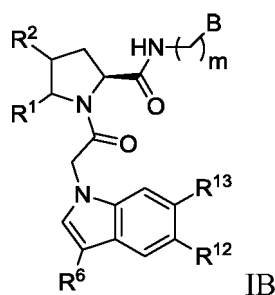
[0217] To further illustrate the invention, various embodiments of Formula IA, IB, IC and ID are provided. These are presented by way of example to show some of the variations among presented compounds within the invention and can be applied to any of the Formulas I-XXX.

[0218] In one aspect, this disclosure includes compounds and salts of Formula IA:



where R^6 , R^{13} , and B may carry any of the definitions set forth herein for this variable.

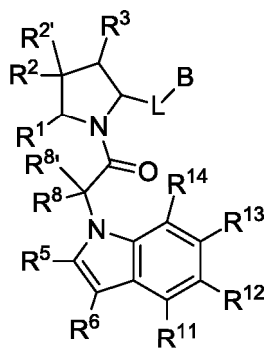
[0219] In another aspect, this disclosure includes compounds and salts of Formula IB, IC, and ID.



[0220] In Formulas IA, IB, IC, and ID, the variables may include any of the definitions set forth herein that results in a stable compound.

Embodiments of Formula VII

[0221] To further illustrate the invention, various embodiments of Formula VII. In one aspect, the disclosure includes compounds and salts of Formula VII:



(VII), wherein:

[0222] R^1 , R^2 , $R^{2'}$, and R^3 are independently chosen from hydrogen, halogen, C_1 - C_4 alkyl, C_1 - C_4 alkoxy, $-C_0$ - C_2 alkyl NR^9R^{10} , $-C_0$ - C_4 alkyl(C_3 - C_7 cycloalkyl), $-O$ - C_0 - C_4 alkyl(C_3 - C_7 cycloalkyl), C_1 - C_2 haloalkyl, and C_1 - C_2 haloalkoxy;

[0223] R^8 and $R^{8'}$ are independently chosen from hydrogen, halogen, and methyl;

[0224] R^5 is hydrogen, hydroxyl, cyano, $-COOH$, C_1 - C_6 alkyl, C_1 - C_6 alkoxy, C_2 - C_6 alkanoyl, $-C_0$ - C_4 alkyl(C_3 - C_7 cycloalkyl), $-C(O)C_0$ - C_4 alkyl(C_3 - C_7 cycloalkyl), C_1 - C_2 haloalkyl, or C_1 - C_2 haloalkoxy;

[0225] R^6 is $-C(O)CH_3$, $-C(O)NH_2$, $-C(O)CF_3$, $-C(O)(cyclopropyl)$, or $-ethyl(cyanoimino)$; and

[0226] R^{11} and R^{14} are independently chosen from hydrogen, halogen, hydroxyl, amino, nitro, cyano, C_1 - C_6 alkyl, C_2 - C_6 alkenyl, C_2 - C_6 alkanoyl, C_1 - C_6 alkoxy, C_1 - C_6 thioalkyl, $-C_0$ - C_4 alkyl(mono- and di- C_1 - C_6 alkylamino), $-C_0$ - C_4 alkyl(C_3 - C_7 cycloalkyl), $-OC_0$ - C_4 alkyl(C_3 - C_7 cycloalkyl), C_1 - C_2 haloalkyl, and C_1 - C_2 haloalkoxy.

[0227] Prodrugs of Formula I are also within the scope of the disclosure.

III. PHARMACEUTICAL PREPARATIONS

[0228] Compounds disclosed herein can be administered as the neat chemical, but can also administered as a pharmaceutical composition, that includes an effective amount for a host in need of treatment of the selected compound of Formula I, as described herein. Accordingly, the disclosure provides pharmaceutical compositions comprising an effective amount of compound or pharmaceutically acceptable salt of Formula I, together with at least one pharmaceutically

acceptable carrier. The pharmaceutical composition may contain a compound or salt of Formula I as the only active agent, or, in an alternative embodiment, Formula I and at least one additional active agent. In certain embodiments the pharmaceutical composition is in a dosage form that contains from about 0.1 mg to about 2000 mg, from about 10 mg to about 1000 mg, from about 100 mg to about 800 mg, or from about 200 mg to about 600 mg of a compound of Formula I and optionally from about 0.1 mg to about 2000 mg, from about 10 mg to about 1000 mg, from about 100 mg to about 800 mg, or from about 200 mg to about 600 mg of an additional active agent in a unit dosage form. Examples are dosage forms with at least 25, 50, 100, 200, 250, 300, 400, 500, 600, 700, or 750 mg of active compound, or its salt. The pharmaceutical composition may also include a molar ratio of a compound of Formula I and an additional active agent. For example the pharmaceutical composition may contain a molar ratio of about 0.5:1, about 1:1, about 2:1, about 3:1 or from about 1.5:1 to about 4:1 of an another anti-inflammatory agent.

[0229] Compounds disclosed herein may be administered orally, topically, parenterally, by inhalation or spray, sublingually, via implant, including ocular implant, transdermally, via buccal administration, rectally, as an ophthalmic solution, injection, including ocular injection, intravenous, intra-aortal, intracranial, or by other means, in dosage unit formulations containing conventional pharmaceutically acceptable carriers. The pharmaceutical composition may be formulated as any pharmaceutically useful form, e.g., as an aerosol, a cream, a gel, a pill, a capsule, a tablet, a syrup, a transdermal patch, or an ophthalmic solution. Some dosage forms, such as tablets and capsules, are subdivided into suitably sized unit doses containing appropriate quantities of the active components, e.g., an effective amount to achieve the desired purpose.

[0230] Carriers include excipients and diluents and must be of sufficiently high purity and sufficiently low toxicity to render them suitable for administration to the patient being treated. The carrier can be inert or it can possess pharmaceutical benefits of its own. The amount of carrier employed in conjunction with the compound is sufficient to provide a practical quantity of material for administration per unit dose of the compound.

[0231] Classes of carriers include, but are not limited to binders, buffering agents, coloring agents, diluents, disintegrants, emulsifiers, flavorants, glidants, lubricants, preservatives, stabilizers, surfactants, tableting agents, and wetting agents. Some carriers may be listed in more than one class, for example vegetable oil may be used as a lubricant in some formulations and a diluent in others. Exemplary pharmaceutically acceptable carriers include sugars, starches,

celluloses, powdered tragacanth, malt, gelatin; talc, and vegetable oils. Optional active agents may be included in a pharmaceutical composition, which do not substantially interfere with the activity of the compound of the present invention.

[0232] The pharmaceutical compositions/combinations can be formulated for oral administration. These compositions can contain any amount of active compound for Formula I that achieves the desired result, for example between 0.1 and 99 weight % (wt.%) of a compound of Formula I and usually at least about 5 wt.% of a compound of Formula I. Some embodiments contain from about 25 wt.% to about 50 wt. % or from about 5 wt.% to about 75 wt.% of the compound of Formula I.

[0233] The complement factor D inhibitors of the present invention can be administered, for example, either systemically or locally. Systemic administration includes, for example, oral, transdermal, subdermal, intraperitoneal, subcutaneous, transnasal, sublingual, or rectal. Local administration for ocular administration includes: topical, intravitreal, periocular, transscleral, retrobulbar, juxtasccleral, sub-tenon, or via an intraocular device. The inhibitors may be delivered via a sustained delivery device implanted intravitreally or transsclerally, or by other known means of local ocular delivery.

IV. METHODS OF TREATMENT

[0234] The compounds and pharmaceutical compositions disclosed herein are useful for treating or preventing a disorder that is mediated by the complement pathway, and in particular, a pathway that is modulated by complement factor D. In certain embodiments, the disorder is an inflammatory disorder, an immune disorder, an autoimmune disorder, or complement factor D related disorders in a host. In one embodiment, the disorder is an ocular disorder. Complement mediated disorders that may be treated or prevented by the compounds and compositions of this disclosure include, but are not limited to, inflammatory effects of sepsis, systemic inflammatory response syndrome (SIRS), ischemia/ reperfusion injury (I/R injury), psoriasis, myasthenia gravis, system lupus erythematosus (SLE), paroxysmal nocturnal hemoglobinuria (PNH), hereditary angioedema, multiple sclerosis, trauma, burn injury, capillary leak syndrome, obesity, diabetes, Alzheimer's dementia, stroke, schizophrenia, epilepsy, age-related macular degeneration, glaucoma, diabetic retinopathy, asthma, allergy, acute respiratory distress syndrome (ARDS), atypical hemolytic uremic syndrome (aHUS), hemolytic uremic syndrome (HUS), cystic fibrosis,

myocardial infarction, lupus nephritides, Crohn's disease, rheumatoid arthritis, atherosclerosis, transplant rejection, prevention of fetal loss, biomaterial reactions (e.g. in hemodialysis, implants), C3 glomerulonephritis, abdominal aortic aneurysm, neuromyelitis optica (NMO), vasculitis, neurological disorders, Guillain Barre Syndrome, traumatic brain injury, Parkinson's disease, disorders of inappropriate or undesirable complement activation, hemodialysis complications, hyperacute allograft rejection, xenograft rejection, interleukin-2 induced toxicity during I L-2 therapy, inflammatory disorders, inflammation of autoimmune diseases, adult respiratory distress syndrome, thermal injury including burns or frostbite, myocarditis, post-ischemic reperfusion conditions, balloon angioplasty, post-pump syndrome in cardiopulmonary bypass or renal bypass, hemodialysis, renal ischemia, mesenteric artery reperfusion after aortic reconstruction, immune complex disorders and autoimmune diseases, SLE nephritis, proliferative nephritis, liver fibrosis, hemolytic anemia, tissue regeneration and neural regeneration. In addition, other known complement related disease are lung disease and disorders such as dyspnea, hemoptysis, chronic obstructive pulmonary disease (COPD), emphysema, pulmonary embolisms and infarcts, pneumonia, fibrogenic dust diseases, inert dusts and minerals (e.g., silicon, coal dust, beryllium, and asbestos), pulmonary fibrosis, organic dust diseases, chemical injury (due to irritant gases and chemicals, e.g., chlorine, phosgene, sulfur dioxide, hydrogen sulfide, nitrogen dioxide, ammonia, and hydrochloric acid), smoke injury, thermal injury (e.g., burn, freeze), bronchoconstriction, hypersensitivity pneumonitis, parasitic diseases, Goodpasture's Syndrome, pulmonary vasculitis, Pauci-immune vasculitis, immune complex- associated inflammation, uveitis (including Behcet's disease and other sub-types of uveitis), antiphospholipid syndrome, arthritis, autoimmune heart disease, inflammatory bowel disease, ischemia-reperfusion injuries, Barraquer-Simons Syndrome, hemodialysis, systemic lupus, lupus erythematosus, transplantation, diseases of the central nervous system and other neurodegenerative conditions, glomerulonephritis (including membrane proliferative glomerulonephritis), blistering cutaneous diseases (including bullous pemphigoid, pemphigus, and epidermolysis bullosa), ocular cicatricial pemphigoid, MPGN II, uveitis, adult macular degeneration, diabetic retinopathy, retinitis pigmentosa, macular edema, Behcet's uveitis, multifocal choroiditis, Vogt-Koyangi-Harada syndrome, intermediate uveitis, birdshot retino-choroiditis, sympathetic ophthalmia, ocular dicatricial pemphigoid, ocular pemphigus, nonartertic ischemic optic neuropathy, postoperative inflammation, and retinal vein occlusion.

[0235] In some embodiments, complement mediated diseases include ophthalmic diseases (including early or neovascular age-related macular degeneration and geographic atrophy), autoimmune diseases (including arthritis, rheumatoid arthritis), respiratory diseases, cardiovascular diseases. In other embodiments, the compounds of the invention are suitable for use in the treatment of diseases and disorders associated with fatty acid metabolism, including obesity and other metabolic disorders.

[0236] In one embodiment, a method for the treatment of paroxysmal nocturnal hemoglobinuria (PNH) is provided that includes the administration of an effective amount of a compound of Formula I, or a pharmaceutically acceptable salt thereof, optionally in a pharmaceutically acceptable carrier. In another embodiment, a method for the treatment of age-related macular degeneration (AMD) is provided that includes the administration of an effective amount of a compound of Formula I, or a pharmaceutically acceptable salt thereof, optionally in a pharmaceutically acceptable carrier. In another embodiment, a method for the treatment of rheumatoid arthritis is provided that includes the administration of an effective amount of a compound of Formula I, or a pharmaceutically acceptable salt thereof, optionally in a pharmaceutically acceptable carrier. In another embodiment, a method for the treatment of multiple sclerosis is provided that includes the administration of an effective amount of a compound of Formula I, or a pharmaceutically acceptable salt thereof, optionally in a pharmaceutically acceptable carrier. In another embodiment, a method for the treatment of myasthenia gravis is provided that includes the administration of an effective amount of a compound of Formula I, or a pharmaceutically acceptable salt thereof, optionally in a pharmaceutically acceptable carrier. In another embodiment, a method for the treatment of atypical hemolytic uremic syndrome (aHUS) is provided that includes the administration of an effective amount of a compound of Formula I, or a pharmaceutically acceptable salt thereof, optionally in a pharmaceutically acceptable carrier. In another embodiment, a method for the treatment of C3 glomerulonephritis is provided that includes the administration of an effective amount of a compound of Formula I, or a pharmaceutically acceptable salt thereof, optionally in a pharmaceutically acceptable carrier. In another embodiment, a method for the treatment of abdominal aortic aneurysm is provided that includes the administration of an effective amount of a compound of Formula I, or a pharmaceutically acceptable salt thereof, optionally in a pharmaceutically acceptable carrier. In another embodiment, a method for the treatment of

neuromyelitis optica (NMO) is provided that includes the administration of an effective amount of a compound of Formula I, or a pharmaceutically acceptable salt thereof, optionally in a pharmaceutically acceptable carrier.

[0237] In some embodiments, the present invention provides methods of treating or preventing an inflammatory disorder or a complement related disease, by administering to a host in need thereof an effective amount of a compound of Formula I of the invention. In some embodiments, the present invention provides methods of treating or preventing an inflammatory disorder more generally, an immune disorder, autoimmune disorder, or complement factor D related disease, by providing an effective amount of a compound or pharmaceutically acceptable salt of Formula I to patient with a factor D mediated inflammatory disorder. A compound or salt of Formula I may be provided as the only active agent or may be provided together with one or more additional active agents.

[0238] In one embodiment, a method for the treatment of a disorder associated with a dysfunction in the complement cascade is provided that includes the administration of an effective amount of a compound of Formula I, or a pharmaceutically acceptable salt thereof, optionally in a pharmaceutically acceptable carrier. In one embodiment, a method of inhibiting activation of the alternative complement pathway in a subject is provided that includes the administration of an effective amount of a compound of Formula I, or a pharmaceutically acceptable salt thereof, optionally in a pharmaceutically acceptable carrier. In one embodiment, a method of modulating factor D activity in a subject is provided that includes the administration of an effective amount of a compound of Formula I, or a pharmaceutically acceptable salt thereof, optionally in a pharmaceutically acceptable carrier.

[0239] "Prevention" as used in this disclosure means decreasing the likelihood of the appearance of symptoms in a patient administered the compound prophylactically as compared to the likelihood of the appearance of symptoms in patients not administered the compound or decreasing the severity of symptoms in a patient administered the compound prophylactically as compared to the severity of symptoms experienced by patients with the disorder or condition who were not administered the compound. In an alternative embodiment, an effective amount of a compound of Formula I is used to prevent or prophylaxis of a complement factor D related disorder.

[0240] An effective amount of a pharmaceutical composition/ combination of the invention may be an amount sufficient to (a) inhibit the progression of a disorder mediated by the complement pathway, including an inflammatory, immune, including an autoimmune, disorder or complement factor D related disease; (b) cause a regression of an inflammatory, immune, including an autoimmune, disorder or complement factor D related disease; or (c) cause a cure of an inflammatory, immune, including an autoimmune, disorder or complement factor D related disease.

[0241] An effective amount of a compound or pharmaceutical composition described herein will also provide a sufficient amount of the active agent when administered to a patient to provide a clinical benefit. Such an amount may be ascertained experimentally, for example by assaying blood concentration of the agent, or theoretically, by calculating bioavailability.

V. COMBINATION THERAPY

[0242] In one embodiment, a compound or salt of Formula I may be provided in combination or alternation with at least one additional inhibitor of the complement system or a second active compound with a different biological mechanism of action. In one embodiment, a compound or salt of Formula I may be provided in combination with a complement C5 inhibitor or C5 convertase inhibitor. In another embodiment, a compound or salt of Formula I may be provided in combination with eculizumab. In one embodiment, a compound or salt of Formula I may be provided in combination with additional inhibitors of factor D.

[0243] In one embodiment, a compound or salt of Formula I may be provided together with a compound that inhibits an enzyme that metabolizes protease inhibitors. In one embodiment, a compound or salt of Formula I may be provided together with ritonavir.

[0244] In nonlimiting embodiments, a compound or salt of Formula I may be provided together with a protease inhibitor, a soluble complement regulator, a therapeutic antibody (monoclonal or polyclonal), complement component inhibitors, receptor agonists, or siRNAs.

[0245] Nonlimiting examples of active agents in these categories are:

[0246] Protease inhibitors: plasma-derived C1-INH concentrates, for example Ceter® (Sanquin), Berinert-P® (CSL Behring, Lev Pharma), and Cinryze®; and recombinant human C1-inhibitors, for example Rhucin®;

[0247] Soluble complement regulators: Soluble complement receptor 1 (TP10) (Avant Immunotherapeutics); sCR1-sLe^x/TP-20 (Avant Immunotherapeutics); MLN-2222 /CAB-2 (Millenium Pharmaceuticals); Mirococept (Inflazyme Pharmaceuticals);

[0248] Therapeutic antibodies: Eculizumab/Soliris (Alexion Pharmaceuticals); Pexelizumab (Alexion Pharmaceuticals); Ofatumumab (Genmab A/S); TNX-234 (Tanox); TNX-558 (Tanox); TA106 (Taligen Therapeutics); Neutrazumab (G2 Therapies); Anti-properdin (Novelmed Therapeutics); HuMax-CD38 (Genmab A/S);

[0249] Complement component inhibitors: Compstatin/POT-4 (Potentia Pharmaceuticals); ARC1905 (Archemix);

[0250] Receptor agonists: PMX-53 (Peptech Ltd.); JPE-137 (Jerini); JSM-7717 (Jerini);

[0251] Others: Recombinant human MBL (rhMBL; Enzon Pharmaceuticals).

[0252] In an embodiment, the present invention provides a method of treating or preventing age-related macular degeneration (AMD) by administering to a subject in need thereof an effective amount of a composition comprising a compound of the current invention. In one embodiment, the compositions of the present invention are administered in combination with an anti-VEGF agent. Nonlimiting examples of anti-VEGF agents include, but are not limited to, aflibercept (Eylea®; Regeneron Pharmaceuticals); ranibizumab (Lucentis®: Genentech and Novartis); and pegaptanib (Macugen®; OSI Pharmaceuticals and Pfizer); Bevacizumab (Avastin; Genentech/Roche); anecortane acetate, squalamine lactate, and corticosteroids, including, but not limited to, triamcinolone acetonide.

[0253] In another embodiment, a compound of Formula I can be combined with a second agent in order to treat a disorder of the eye.

[0254] Examples of types of therapeutic agents that can be used in combination for ocular applications include anti-inflammatory drugs, antimicrobial agents, anti-angiogenesis agents, immunosuppressants, antibodies, steroids, ocular antihypertensive drugs and combinations thereof. Examples of therapeutic agents include amikacin, anecortane acetate, anthracenedione, anthracycline, an azole, amphotericin B, bevacizumab, camptothecin, cefuroxime, chloramphenicol, chlorhexidine, chlorhexidine digluconate, clortrimazole, a clotrimazole cephalosporin, corticosteroids, dexamethasone, desamethazone, econazole, eftazidime, epipodophyllotoxin, fluconazole, flucytosine, fluoropyrimidines, fluoroquinolones, gatifloxacin, glycopeptides, imidazoles, itraconazole, ivermectin, ketoconazole, levofloxacin, macrolides,

miconazole, miconazole nitrate, moxifloxacin, natamycin, neomycin, nystatin, ofloxacin, polyhexamethylene biguanide, prednisolone, prednisolone acetate, pegaptanib, platinum analogues, polymyxin B, propamidine isethionate, pyrimidine nucleoside, ranibizumab, squalamine lactate, sulfonamides, triamcinolone, triamcinolone acetonide, triazoles, vancomycin, anti-vascular endothelial growth factor (VEGF) agents, VEGF antibodies, VEGF antibody fragments, vinca alkaloid, timolol, betaxolol, travoprost, latanoprost, bimatoprost, brimonidine, dorzolamide, acetazolamide, pilocarpine, ciprofloxacin, azithromycin, gentamycin, tobramycin, cefazolin, voriconazole, gancyclovir, cidofovir, foscarnet, diclofenac, nepafenac, ketorolac, ibuprofen, indomethacin, fluoromethalone, rimexolone, anecortave, cyclosporine, methotrexate, tacrolimus and combinations thereof. Examples of eye disorders that may be treated according to the compositions and methods disclosed herein include amoebic keratitis, fungal keratitis, bacterial keratitis, viral keratitis, onchocercal keratitis, bacterial keratoconjunctivitis, viral keratoconjunctivitis, corneal dystrophic diseases, Fuchs' endothelial dystrophy, Sjogren's syndrome, Stevens-Johnson syndrome, autoimmune dry eye diseases, environmental dry eye diseases, corneal neovascularization diseases, post-corneal transplant rejection prophylaxis and treatment, autoimmune uveitis, infectious uveitis, anterior uveitis, posterior uveitis (including toxoplasmosis), pan-uveitis, an inflammatory disease of the vitreous or retina, endophthalmitis prophylaxis and treatment, macular edema, macular degeneration, age related macular degeneration, proliferative and non-proliferative diabetic retinopathy, hypertensive retinopathy, an autoimmune disease of the retina, primary and metastatic intraocular melanoma, other intraocular metastatic tumors, open angle glaucoma, closed angle glaucoma, pigmentary glaucoma and combinations thereof.

[0255] A compound of Formula I, or a combination of Formula I and another active agent, can be administered into an eye compartment of via injection into the vitreous chamber, subretinal space, subchoroidal space, the episclera, the conjunctiva, the sclera, the anterior chamber, and the cornea and compartments therein (e.g., subepithelial, intrastromal, endothelial).

[0256] In an alternative embodiment, a compound of Formula I, or a combination of Formula I and another active agent, can be administered into an eye compartment via binding to a mucosal penetrating particle to treat a condition located in the vitreous chamber, subretinal space, subchoroidal space, the episclera, the conjunctiva, the sclera or the anterior chamber, and the cornea and compartments therein (e.g., subepithelial, intrastromal, endothelial). Mucosal

penetrating particles are known in the art, and are described in, for example, PCT published application WO 2013166436 to Kala Pharmaceuticals, incorporated in its entirety herein.

[0257] In other embodiments, a composition comprising compound of Formula I suitable for topical administration to an eye is provided. The pharmaceutical composition comprises a plurality of coated particles, comprising a core particle comprising a compound of Formula I, wherein Formula I constitutes at least about 80 wt% of the core particle, and a coating comprising one or more surface-altering agents, wherein the one or more surface-altering agents comprise at least one of a poloxamer, a poly(vinyl alcohol), or a polysorbate. The one or more surface-altering agents is present on the outer surface of the core particle at a density of at least 0.01 molecules/nm. The one or more surface-altering agents is present in the pharmaceutical composition in an amount of between about 0.001% to about 5% by weight. The plurality of coated particles have an average smallest cross-sectional dimension of less than about 1 micron. The pharmaceutical composition also includes one or more ophthalmically acceptable carriers, additives, and/or diluents.

[0258] It will be appreciated by one of ordinary skill in the art that particles suitable for use with the presently disclosed methods can exist in a variety of shapes, including, but not limited to, spheroids, rods, disks, pyramids, cubes, cylinders, nanohelices, nanosprings, nanorings, rod-shaped particles, arrow-shaped particles, teardrop-shaped particles, tetrapod-shaped particles, prism-shaped particles, and a plurality of other geometric and non-geometric shapes. In some embodiments, the presently disclosed particles have a spherical shape.

[0259] In one embodiment, the present invention provides a method of treating or preventing paroxysmal nocturnal hemoglobinuria (PNH) by administering to a subject in need thereof an effective amount of a composition comprising a compound of the current invention. In one embodiment, the present invention provides a method of treating or preventing paroxysmal nocturnal hemoglobinuria (PNH) by administering to a subject in need thereof an effective amount of a composition comprising a compound of the current invention in combination or alternation with additional inhibitors of the complement system or another active compound with a different biological mechanism of action. In another embodiment, the present invention provides a method of treating or preventing paroxysmal nocturnal hemoglobinuria (PNH) by administering to a subject in need thereof an effective amount of a composition comprising a compound of the current invention in combination or alternation with eculizumab.

[0260] In one embodiment, the present invention provides a method of treating or preventing rheumatoid arthritis by administering to a subject in need thereof an effective amount of a composition comprising a compound of the current invention. In one embodiment, the present invention provides a method of treating or preventing rheumatoid arthritis by administering to a subject in need thereof an effective amount of a composition comprising a compound of the current invention in combination or alternation with an additional inhibitor of the complement system. In another embodiment, the present invention provides a method of treating or preventing rheumatoid arthritis by administering to a subject in need thereof an effective amount of a composition comprising a compound of the current invention in combination or alternation with methotrexate.

[0261] In certain embodiments, a compound of Formula I is administered in combination or alternation with at least one anti-rheumatoid arthritis drug selected from: salicylates including aspirin (Anacin, Ascriptin, Bayer Aspirin, Ecotrin) and salsalate (Mono-Gesic, Salgesic); nonsteroidal anti-inflammatory drugs (NSAIDs); nonselective inhibitors of the cyclo-oxygenase (COX-1 and COX-2) enzymes, including diclofenac (Cataflam, Voltaren), ibuprofen (Advil, Motrin), ketoprofen (Orudis), naproxen (Aleve, Naprosyn), piroxicam (Feldene), etodolac (Lodine), indomethacin, oxaprozin (Daypro), nabumetone (Relafen), and meloxicam (Mobic); selective cyclo-oxygenase-2 (COX-2) inhibitors including Celecoxib (Celebrex); disease-modifying antirheumatic drugs (DMARDs), including azathioprine (Imuran), cyclosporine (Sandimmune, Neoral), gold salts (Ridaura, Solganal, Aurolate, Myochrysine), hydroxychloroquine (Plaquenil), leflunomide (Arava), methotrexate (Rheumatrex), penicillamine (Cuprimine), and sulfasalazine (Azulfidine); biologic drugs including abatacept (Orencia), etanercept (Enbrel), infliximab (Remicade), adalimumab (Humira), and anakinra (Kineret); corticosteroids including betamethasone (Celestone Soluspan), cortisone (Cortone), dexamethasone (Decadron), methylprednisolone (SoluMedrol, DepoMedrol), prednisolone (Delta-Cortef), prednisone (Deltasone, Orasone), and triamcinolone (Aristocort); gold salts, including Auranofin (Ridaura); Aurothioglucose (Solganal); Aurolate; Myochrysine; or any combination thereof.

[0262] In one embodiment, the present invention provides a method of treating or preventing multiple sclerosis by administering to a subject in need thereof an effective amount of a composition comprising a compound of the current invention. In one embodiment, the present invention provides a method of treating or preventing multiple sclerosis by administering to a

subject in need thereof an effective amount of a composition comprising a compound of the current invention in combination or alternation with additional inhibitors of the complement system. In another embodiment, the present invention provides a method of treating or preventing multiple sclerosis by administering to a subject in need thereof an effective amount of a composition comprising a compound of the current invention in combination or alternation with a corticosteroid. Examples of corticosteroids include, but are not limited to, prednisone, dexamethasone, solumedrol, and methylprednisolone.

[0263] In one embodiment, a compound of Formula I is combined with at least one anti-multiple sclerosis drug selected from: Aubagio (teriflunomide), Avonex (interferon beta-1a), Betaseron (interferon beta-1b), Copaxone (glatiramer acetate), Extavia (interferon beta-1b), Gilenya (fingolimod), Lemtrada (alemtuzumab), Novantrone (mitoxantrone), Plegridy (peginterferon beta-1a), Rebif (interferon beta-1a), Tecfidera (dimethyl fumarate), Tysabri (natalizumab), Solu-Medrol (methylprednisolone), High-dose oral Deltasone (prednisone), H.P. Acthar Gel (ACTH), and combinations thereof.

[0264] In one aspect, a compound or salt of Formula I may be provided in combination or alternation with an immunosuppressive agent or an anti-inflammatory agent.

[0265] In one embodiment of the present invention, a compound described herein can be administered in combination or alternation with at least one immunosuppressive agent. The immunosuppressive agent as nonlimiting examples, may be a calcineurin inhibitor, e.g. a cyclosporin or an ascomycin, e.g. Cyclosporin A (NEORAL®), FK506 (tacrolimus), pimecrolimus, a mTOR inhibitor, e.g. rapamycin or a derivative thereof, e.g. Sirolimus (RAPAMUNE®), Everolimus (Certican®), temsirolimus, zotarolimus, biolimus-7, biolimus-9, a rapalog, e.g. ridaforolimus, azathioprine, campath 1H, a S1P receptor modulator, e.g. fingolimod or an analogue thereof, an anti IL-8 antibody, mycophenolic acid or a salt thereof, e.g. sodium salt, or a prodrug thereof, e.g. Mycophenolate Mofetil (CELLCEPT®), OKT3 (ORTHOCLONE OKT3®), Prednisone, ATGAM®, THYMOGLOBULIN®, Brequinar Sodium, OKT4, T10B9.A-3A, 33B3.1, 15-deoxyspergualin, tresperimus, Leflunomide ARAVA®, CTLAI-Ig, anti-CD25, anti-IL2R, Basiliximab (SIMULECT®), Daclizumab (ZENAPAX®), mizorbine, methotrexate, dexamethasone, ISAtx-247, SDZ ASM 981 (pimecrolimus, Elidel®), CTLA4lg (Abatacept), belatacept, LFA3lg, etanercept (sold as Enbrel® by Immunex), adalimumab (Humira®), infliximab (Remicade®), an anti-LFA-1 antibody, natalizumab (Antegren®), Enlimomab,

gavilimomab, antithymocyte immunoglobulin, siplizumab, Alefacept efalizumab, pentasa, mesalazine, asacol, codeine phosphate, benorylate, fenbufen, naprosyn, diclofenac, etodolac and indomethacin, aspirin and ibuprofen.

[0266] Examples of anti-inflammatory agents include methotrexate, dexamethasone, dexamethasone alcohol, dexamethasone sodium phosphate, fluomethalone acetate, fluomethalone alcohol, lotoprendol etabonate, medrysone, prednisolone acetate, prednisolone sodium phosphate, difluprednate, rimexolone, hydrocortisone, hydrocortisone acetate, lodoxamide tromethamine, aspirin, ibuprofen, suprofen, piroxicam, meloxicam, flubiprofen, naproxan, ketoprofen, tenoxicam, diclofenac sodium, ketotifen fumarate, diclofenac sodium, nepafenac, bromfenac, flurbiprofen sodium, suprofen, celecoxib, naproxen, rofecoxib, glucocorticoids, diclofenac, and any combination thereof. In one embodiment, a compound of Formula I is combined with one or more non-steroidal anti-inflammatory drugs (NSAIDs) selected from naproxen sodium (Anaprox), celecoxib (Celebrex), sulindac (Clinoril), oxaprozin (Daypro), salsalate (Disalcid), diflunisal (Dolobid), piroxicam (Feldene), indomethacin (Indocin), etodolac (Lodine), meloxicam (Mobic), naproxen (Naprosyn), nabumetone (Relafen), ketorolac tromethamine (Toradol), naproxen/esomeprazole (Vimovo), and diclofenac (Voltaren), and combinations thereof.

VI. PROCESS OF PREPARATION OF COMPOUNDS OF FORMULA I

ABBREVIATIONS

(Boc) ₂ O	di-tert-butyl dicarbonate
ACN	Acetonitrile
AcOEt, EtOAc	ethyl acetate
CH ₃ OH, MeOH	Methanol
CsF	Cesium fluoride
CuI	Cuprous iodide
DCM, CH ₂ Cl ₂	Dichloromethane
DIEA, DIPEA	N,N-diisopropylethylamine
DMA	N,N-dimethylacetamide
DMF	N,N-dimethylformamide
DMSO	Dimethyl sulfoxide

DPPA	Diphenyl phosphoryl azide
Et ₃ N, TEA	Triethylamine
EtOAc	Ethyl acetate
EtOH	Ethanol
HATU	1-[Bis(dimethylamino)methylene]-1H-1,2,3-triazolo [4,5-b]pyridinium 3-oxide hexafluorophosphate
HCl	Hydrochloric acid
ⁱ Pr ₂ NEt	N,N-diisopropylethylamine
K ₂ CO ₃	Potassium carbonate
LiOH	Lithium hydroxide
MTBE	Methyl ^t butylether
Na ₂ SO ₄	Sodium sulfate
NaCl	Sodium chloride
NaH	Sodium hydride
NaHCO ₃	Sodium bicarbonate
NEt ₃ , TEA	Triethylamine
Pd (OAc) ₂	Palladium acetate
Pd(dppf)Cl ₂	[1,1'-Bis(diphenylphosphino) ferrocene]dichloropalladium(II)
Pd(PPh ₃) ₂ Cl ₂	Bis(triphenylphosphine)palladium(II) dichloride
Pd(PPh ₃) ₄	Tetrakis(triphenylphosphine)palladium(0)
Pd ₂ (dba) ₃	Tris(dibenzylideneacetone)dipalladium(0)
PPh ₃	Triphenylphosphine
RT	Room temperature
TBTU	O-Benzotriazolyl tetramethylisouronium tetrafluoroborate
^t BuOK	potassium tert-butoxide
Tf ₂ O	trifluoromethanesulfonic anhydride
TFA	Trifluoroacetic acid
THF	Tetrahydrofuran
TMSBr	Bromotrimethylsilane
<i>t</i> _R	Retention time
Zn (CN) ₂	Zinc cyanide

GENERAL METHODS

[0267] All nonaqueous reactions were performed under an atmosphere of dry argon or nitrogen gas using anhydrous solvents. The progress of reactions and the purity of target compounds were determined using one of the two liquid chromatography (LC) methods listed below. The structure of starting materials, intermediates, and final products was confirmed by standard analytical techniques, including NMR spectroscopy and mass spectrometry.

LC Method A

Instrument: Waters Acquity Ultra Performance LC

Column: ACQUITY UPLC BEH C18 2.1 × 50 mm, 1.7 μm

Column Temperature: 40 °C

Mobile Phase: Solvent A: H₂O + 0.05% FA; Solvent B: CH₃CN + 0.05% FA

Flow Rate: 0.8 mL/min

Gradient: 0.24 min @ 15% B, 3.26 min gradient (15–85% B), then 0.5 min @ 85% B.

Detection: UV (PDA), ELS, and MS (SQ in EI mode)

LC Method B

Instrument: Shimadzu LC-2010A HT

Column: Athena, C18-WP, 50 × 4.6 mm, 5 μm

Column Temperature: 40 °C

Mobile Phase: Solvent A: H₂O/CH₃OH/FA = 90/10/0.1; Solvent B: H₂O/CH₃OH/FA = 10/90/0.1

Flow Rate: 3 mL/min

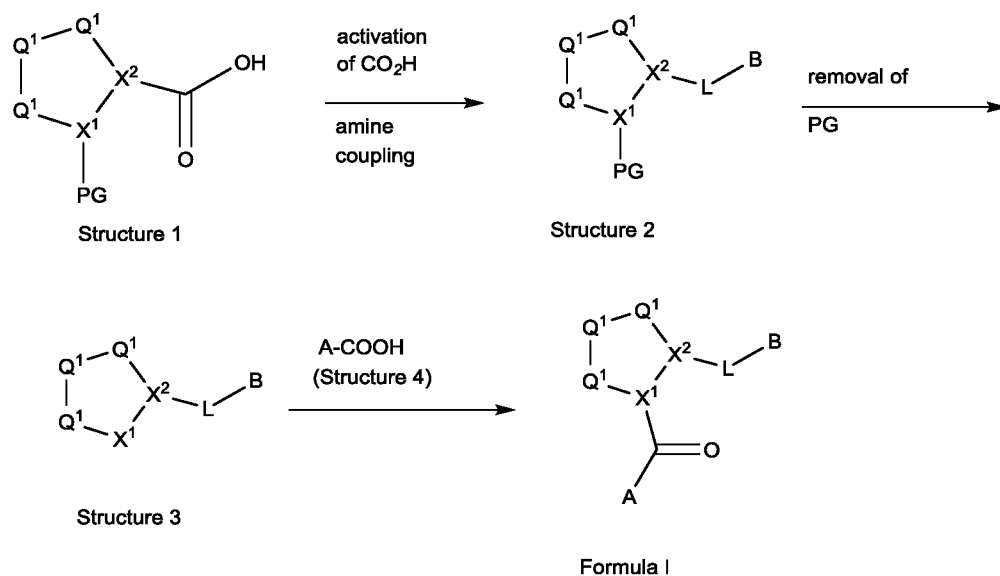
Gradient: 0.4 min @ 30% B, 3.4 min gradient (30–100% B), then 0.8 min @ 100% B

Detection: UV (220/254 nm)

EXAMPLE 1. GENERAL ROUTE OF SYNTHESIS

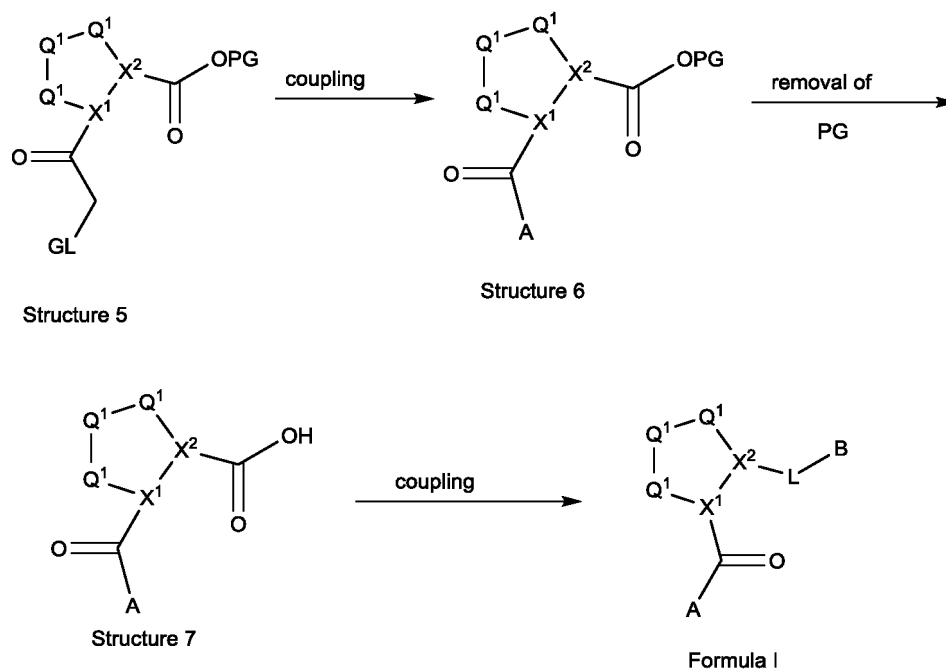
[0268] A compound of the present invention can be prepared, for example, from a central core. In one embodiment, for example, the central core Structure 1 is an N-protected amino acid where X¹ is nitrogen and PG = protecting group. In one embodiment, the central core is coupled to an amine to generate an amide of Structure 2 (wherein L-B includes a C(O)N moiety). Structure

2 can then be deprotected to generate Structure 3. Structure 3 is coupled to Structure 4 (A-COOH) to generate a second amide bond, forming a compound within Formula I. The chemistry is illustrated in Route 1.



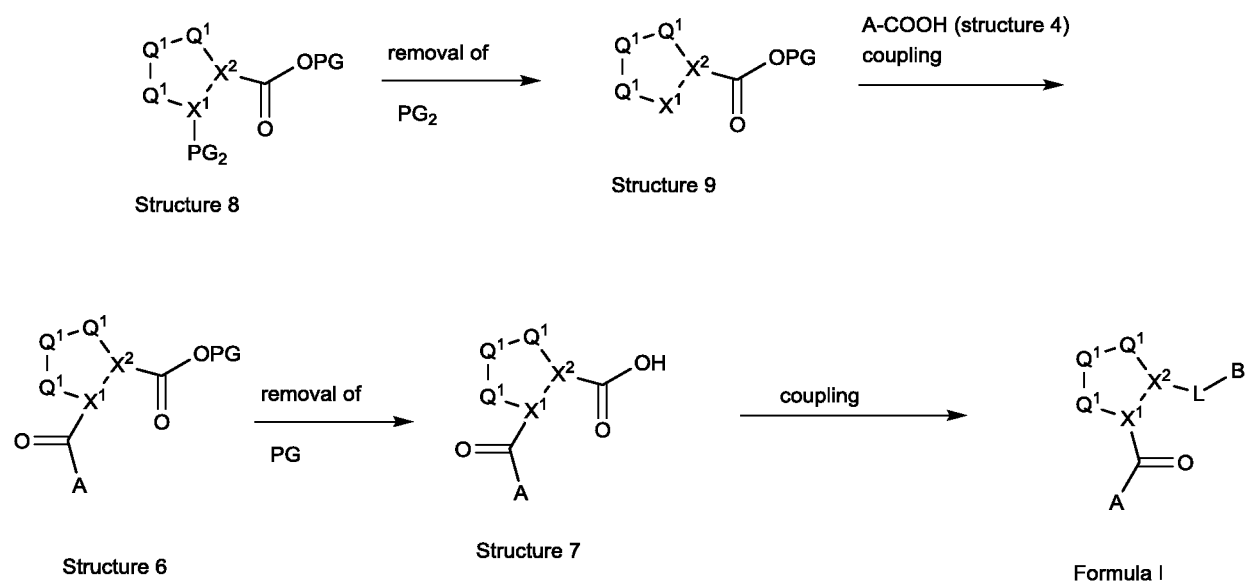
Route 1

[0269] In an alternative embodiment, central core Structure 5 is reacted with a heterocyclic or heteroaryl compound to generate a compound of Structure 6. In one embodiment, Structure 6 is deprotected to generate a carboxylic acid, Structure 7. In one embodiment, Structure 7 is coupled to an amine to generate a compound of Formula I. This chemistry is illustrated in Route 2.



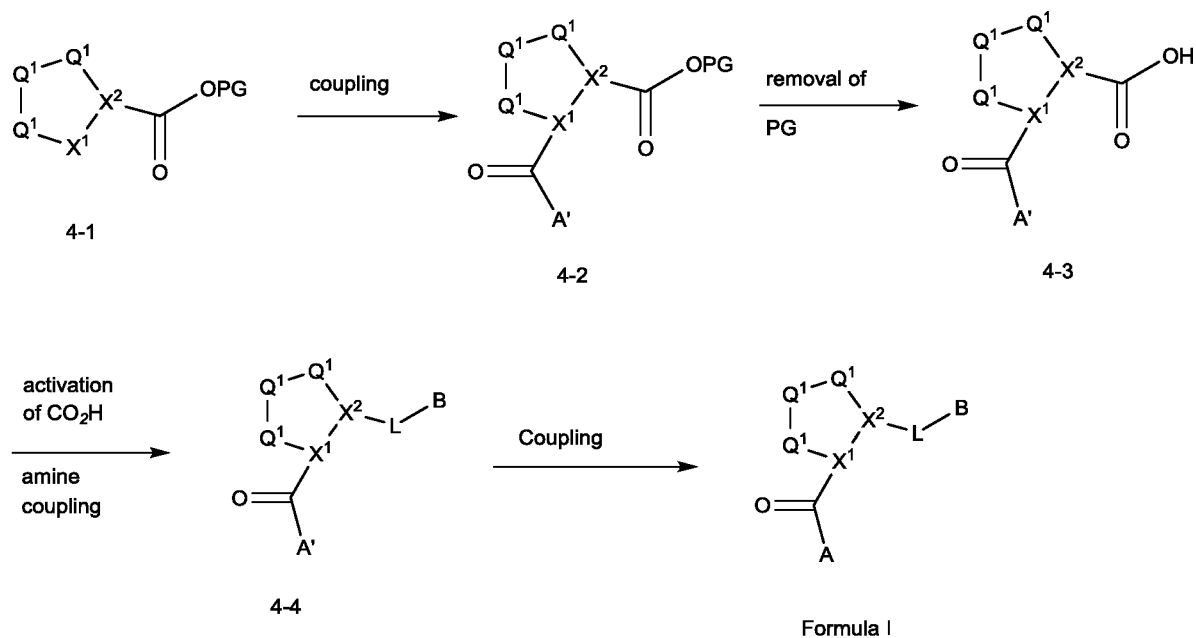
Route 2

[0270] In an alternative embodiment, Structure 8 is deprotected to generate an amine which is Structure 9. Structure 9 is then coupled to generate an amide which is Structure 6. Structure 6 is then deprotected to generate a carboxylic acid which is Structure 7. Structure 7 is then coupled to form the amide which falls within Formula I. The chemistry is illustrated in Route 3.



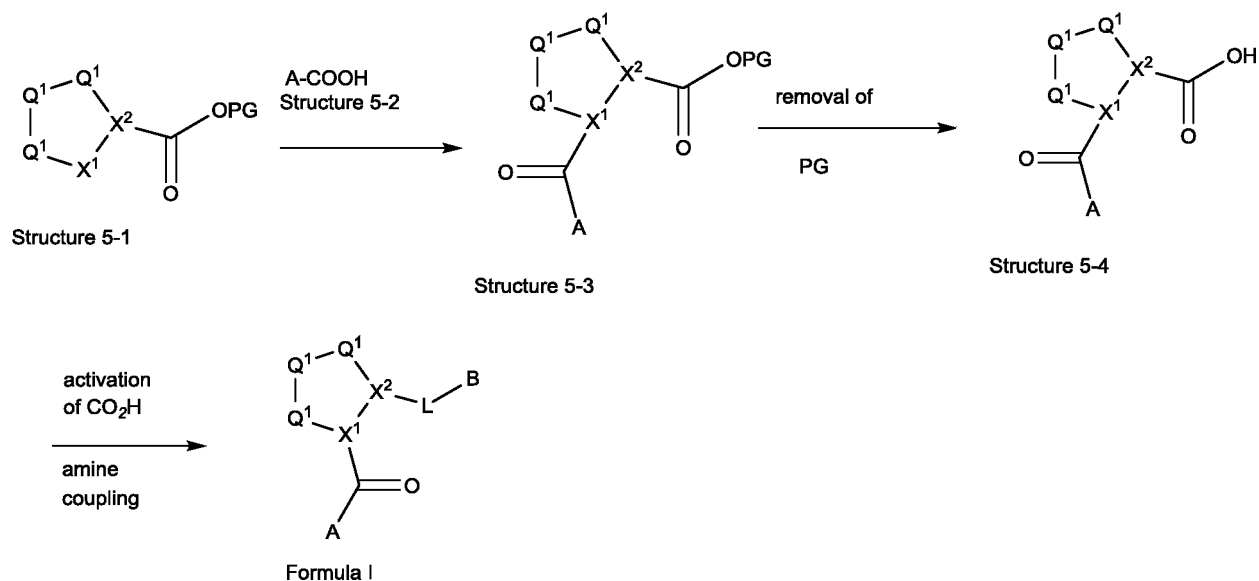
Route 3

[0271] In an alternate embodiment, a heteroaryl or aryl moiety, 4-1, is coupled to a central core to generate 4-2. The protected acid, 4-2 is deblocked to form the carboxylic acid, 4-3. The carboxylic acid is then coupled to form an amide (L-B) which is 4-4. The heteroaryl or aryl moiety, A', can then be further derivitized to add substituents at the X^{11} , X^{12} , X^{13} and X^{14} positions to generate compounds of Formula I. This chemistry is illustrated in Route 4.



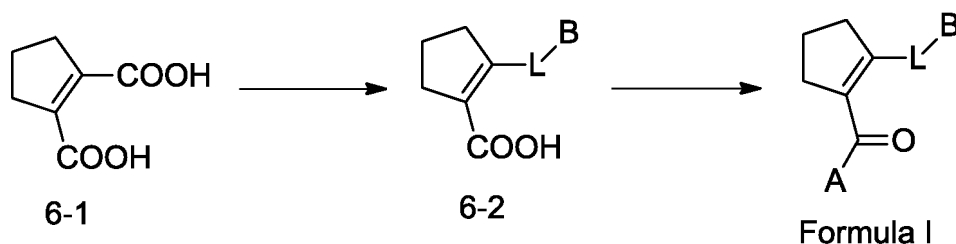
Route 4

[0272] In an alternate embodiment, Structure 5-1 is coupled to an acid, Structure 5-2, to generate Structure 5-3. The carboxylic acid, Structure 5-3, is deblocked to generate a carboxylic acid which is Structure 5-4. Carboxylic acid Structure 5-4 is coupled to an amine to form the product amide (L-B) which is a compound within Formula I. This chemistry is illustrated in Route 5.



Route 5

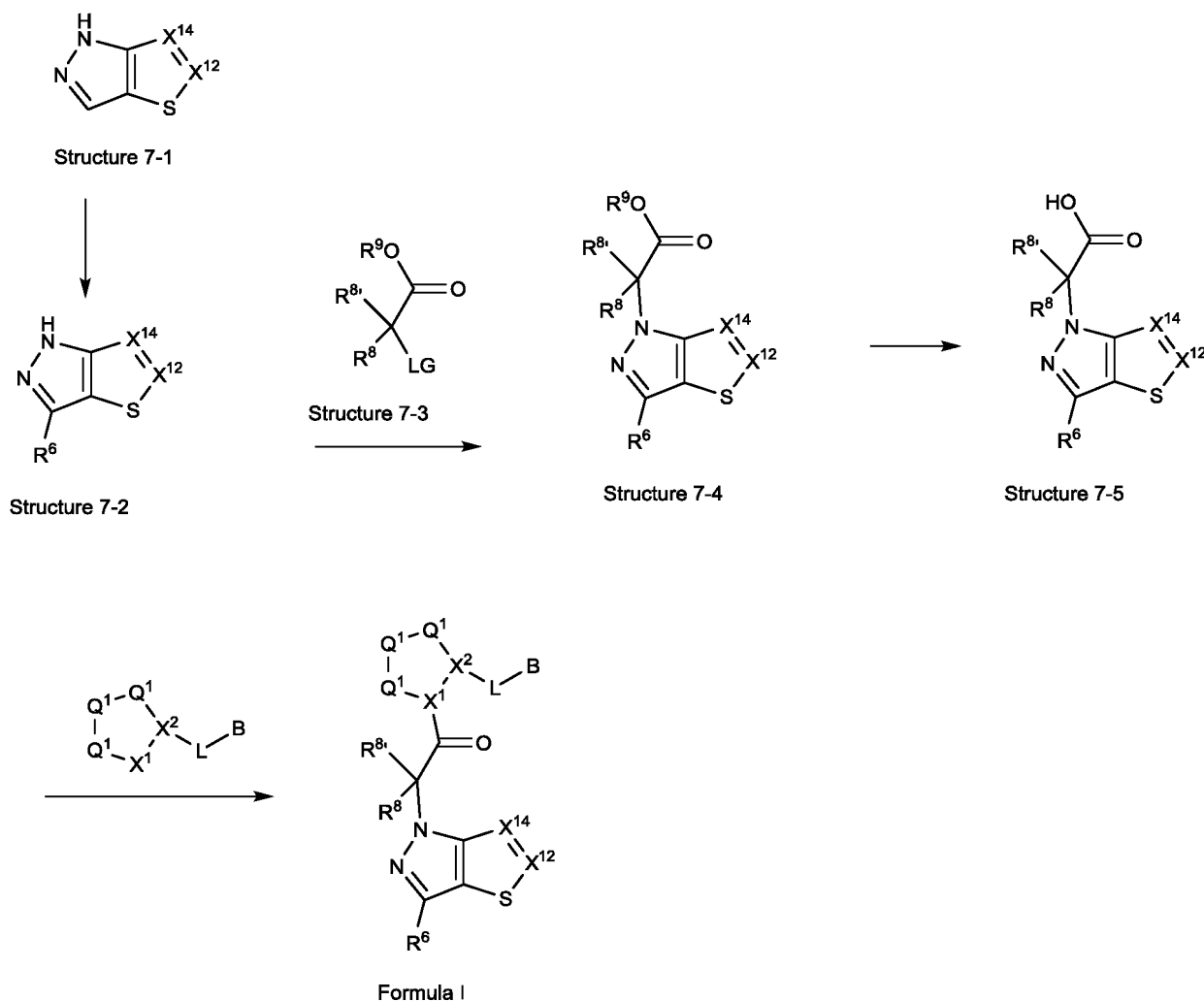
[0273] In an alternate embodiment, Structure 6-1 is coupled to an amine to generate an amide (L-B) which is Structure 6-2. Structure 6-2 is coupled to an amine to generate compounds within Formula I. This chemistry is illustrated in Route 6.



Route 6

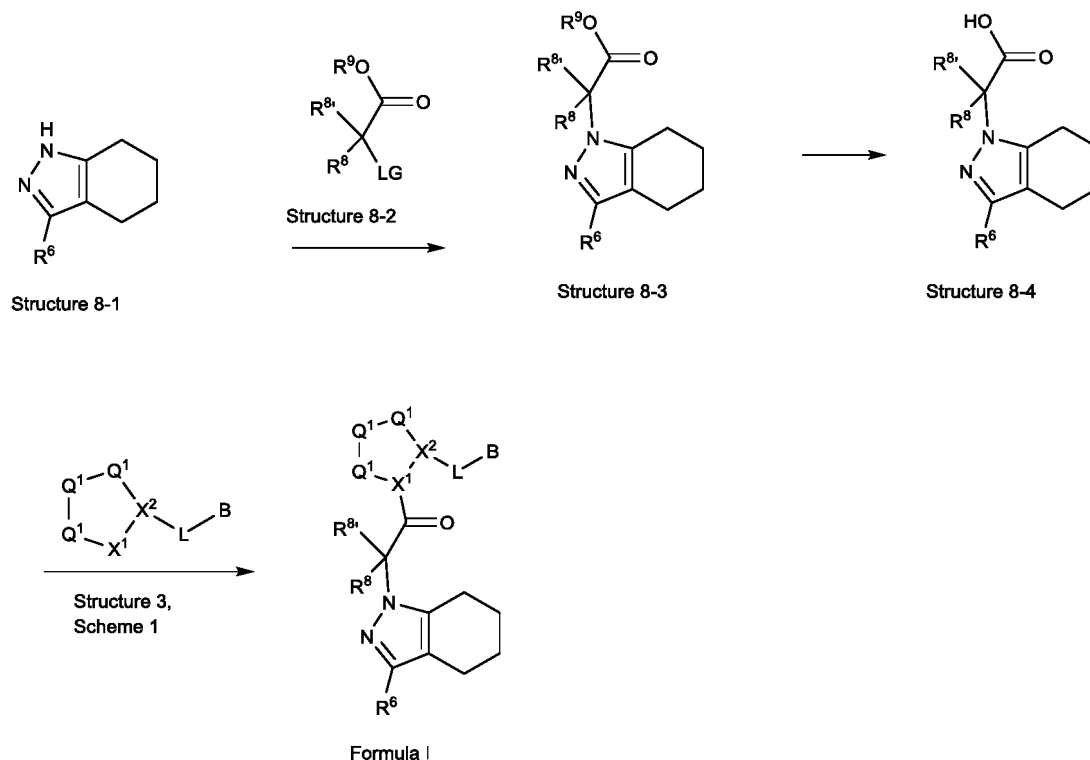
[0274] In another embodiment, a heteroaryl compound, for example, Structure 7-1 is iodinated to incorporate an iodide group at the R⁶ position. Other R⁶ groups can be introduced by those skilled in the art. For example, Structure 7-1 can be acylated to introduce an acyl group at the R⁶ position. Structure 7-2 is coupled to an activated ester, Structure 7-3, to generate Structure 7-4. In some embodiments, the leaving group, LG, is a halide. Structure 7-4 is treated with inorganic cyanide and two organometallic catalysts to generate a cyano group at the R⁶ position. In some embodiments, the inorganic cyanide is zinc cyanide. In some embodiments, the organometallic catalyst are Pd(dppf)₂ and Pd₂(dba)₃. Structure 7-4 is treated with an organic

acid to generate Structure 7-5. In some embodiments, the organic acid is trifluoroacetic acid. Structure 7-5 is coupled to Structure 3, from Route 1, to generate compounds of Formula I. This chemistry is illustrated in Route 7.



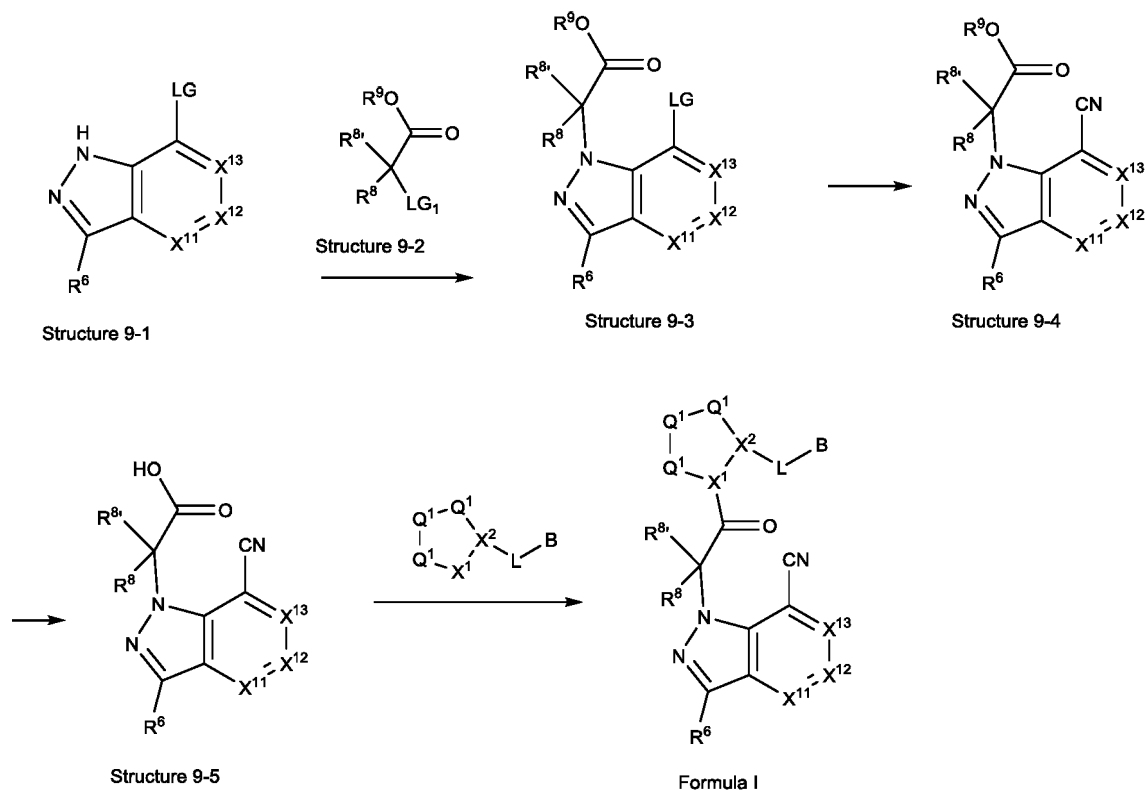
Route 7

[0275] In another embodiment, a heteroaryl compound, for example, Structure 8-1, is coupled to an activated ester, Structure 8-2, to generate Structure 8-3. In some embodiments, R^6 is $C(O)OEt$. In some embodiments, the leaving group, LG, is a halide. Structure 8-3 is treated with an organic acid to generate Structure 8-4. In some embodiments, the organic acid is trifluoroacetic acid. Structure 8-4 is coupled to Structure 3 from Route 1 to generate compounds of Formula I. In some embodiments, wherein R^6 is $C(O)OEt$, the ester can be hydrolyzed and the acid used to generate an amide, $-C(O)NH_2$ at the R^6 position. This chemistry is illustrated in Route 8.



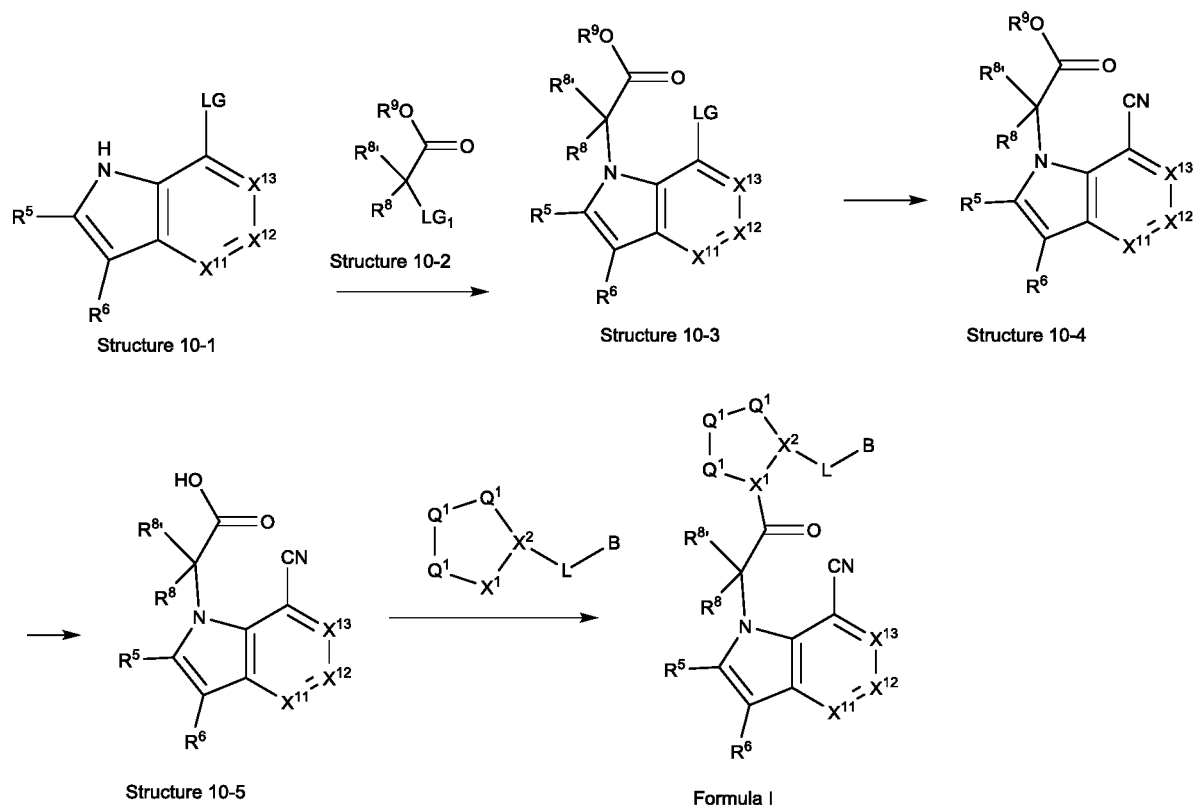
Route 8

[0276] In another embodiment, a heteroaryl compound, Structure 9-1, is coupled to an activated ester, Structure 9-2, to generate Structure 9-3. In some embodiments, the leaving group, LG_1 , is a halide. In some embodiments, LG is a halide. In some embodiments, Structure 9-3 is treated with an inorganic cyanide and two organometallic catalyst to generate structure 9-4. In some embodiments, the inorganic cyanide is zinc cyanide. In some embodiments, the two organometallic catalysts are $Pd_2(dba)_3$ and $Pd(dppf)Cl_2$. Structure 9-4 is treated with an organic acid to generate Structure 9-5. In some embodiments, the organic acid is trifluoroacetic acid. Structure 9-5 is coupled to Structure 3 from Route 1 to generate compounds of Formula I. This chemistry is illustrated in Route 9.



Route 9

[0277] In another embodiment, a heteroaryl compound, Structure 10-1, is coupled to an activated ester, Structure 10-2, to generate Structure 10-3. In some embodiments, the leaving group, LG_1 , is a halide. In some embodiments, LG is a halide. In some embodiments, Structure 10-3 is treated with an inorganic cyanide and two organometallic catalyst to generate structure 10-4. In some embodiments, the inorganic cyanide is zinc cyanide. In some embodiments, the two organometallic catalysts are $Pd_2(dba)_3$ and $Pd(dppf)Cl_2$. Structure 10-4 is treated with an organic acid to generate Structure 10-5. In some embodiments, the organic acid is trifluoroacetic acid. Structure 10-5 is coupled to Structure 3 from Route 1 to generate compounds of Formula I. This chemistry is illustrated in Route 10.



Route 10

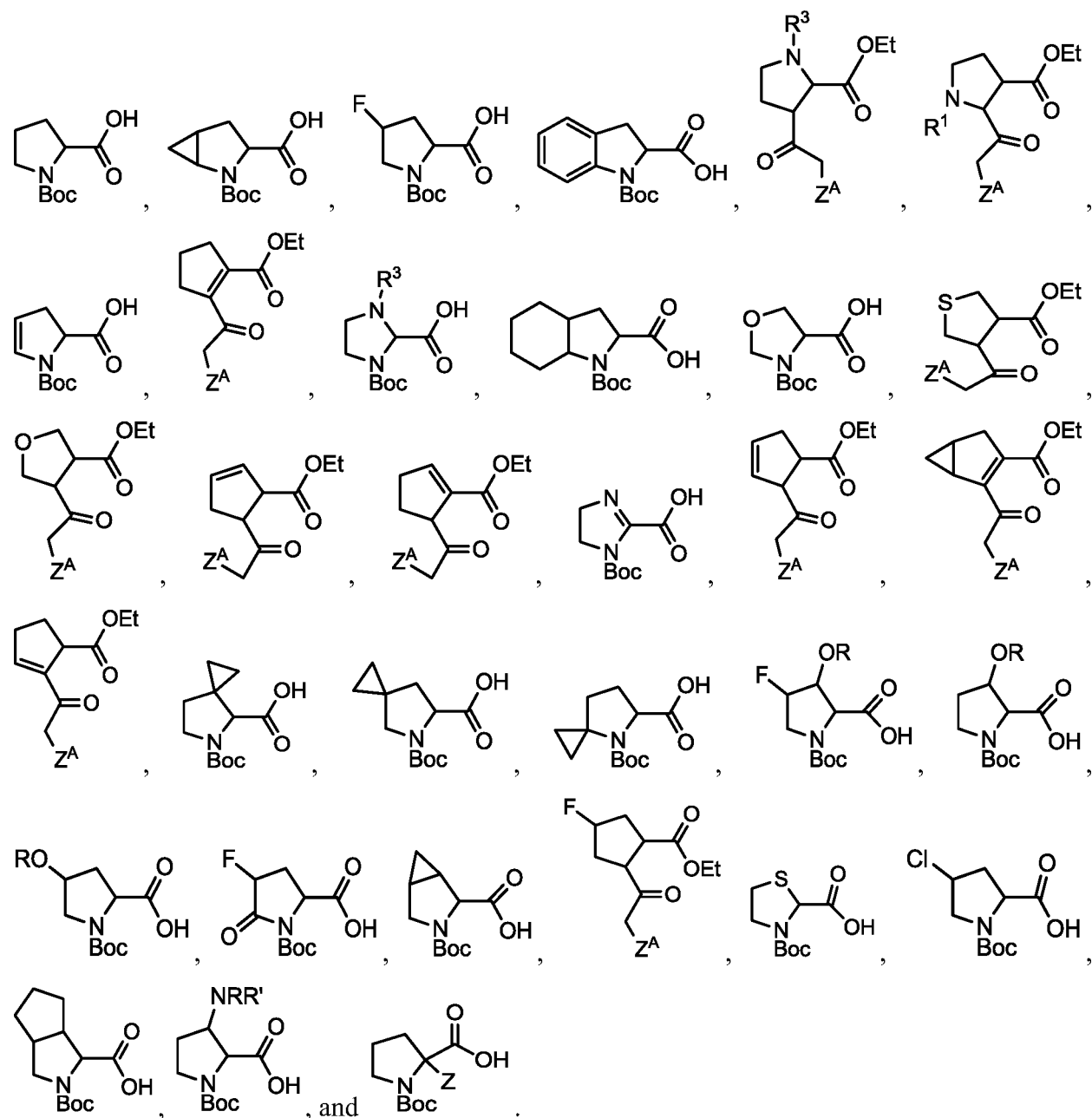
A central core that is directed linked to an aryl or heteroaryl group in place of the L-B region can be prepared according to known processes. For example, a central core is alkylated to generate a central core-A compound comprising a carboxylic acid is reduced to an alcohol and used to generate an alkyl halide. The alkyl halide is treated with a heteroaryl compound to generate a compound of Formula I. This chemistry can be carried out by those skilled in the art of organic chemistry. See for example: *Advanced Organic Chemistry: Reactions, Mechanisms and Structure* by J. March.

In one embodiment, a pyrrolidine compound is alkylated to generate a pyrrolidine-C(O)-A compound. The product is chlorinated alpha to the pyrrolidine and treated with base to generate an imine. The imine product is treated with a heteroaryl compound to generate a compound of Formula I. This chemistry can be carried out by those skilled in the art of organic chemistry. See for example: *Advanced Organic Chemistry: Reactions, Mechanisms and Structure* by J. March.

In one embodiment, an amino indole is treated with phosgene or a phosgene equivalent to generate a compound of Formula I. This chemistry can be carried out by those skilled in the art

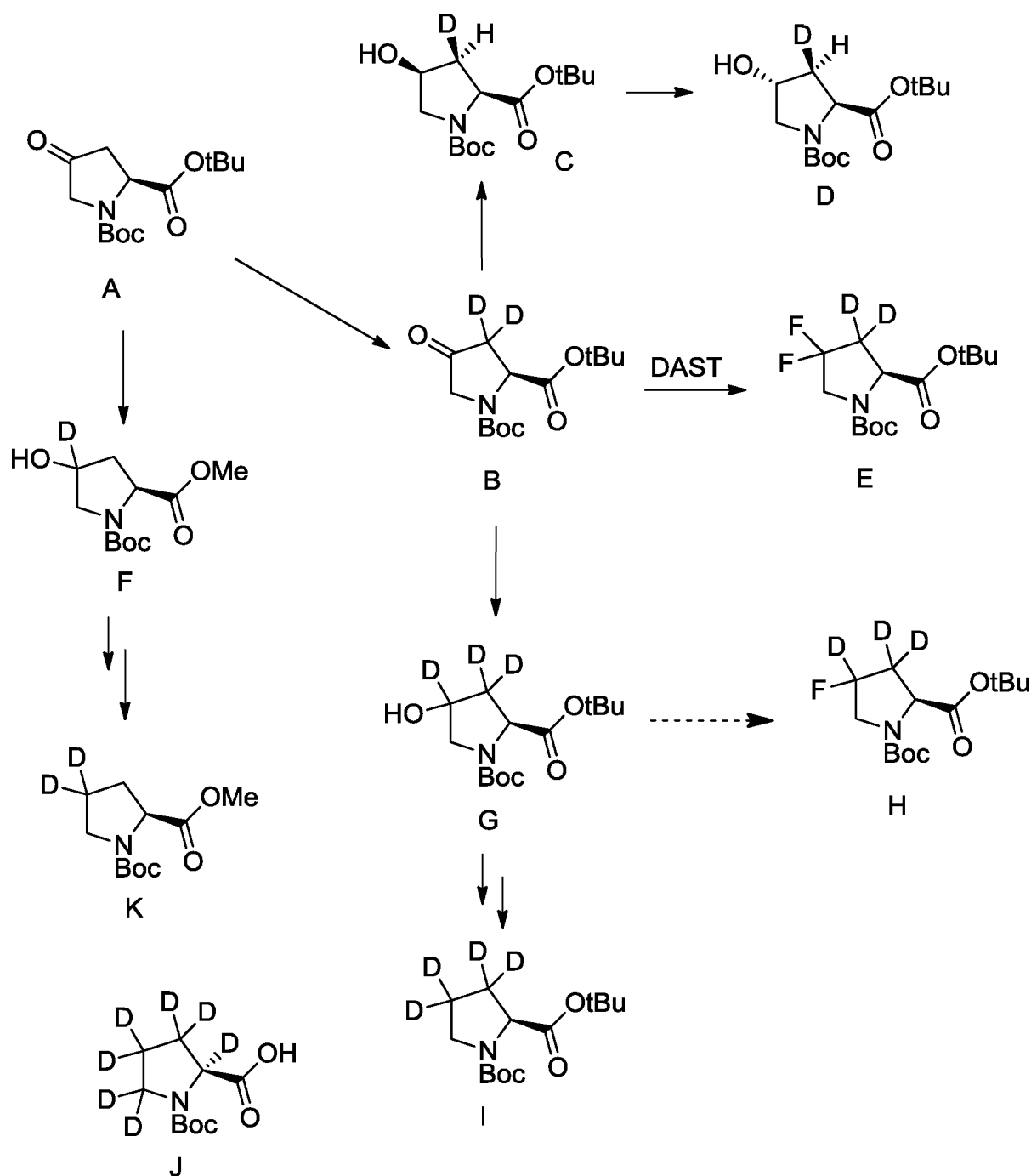
of organic chemistry. See for example: Advanced Organic Chemistry: Reactions, Mechanisms and Structure by J. March.

EXAMPLE 2. EXAMPLES OF CENTRAL SYNTHONS



Z^A is halogen.

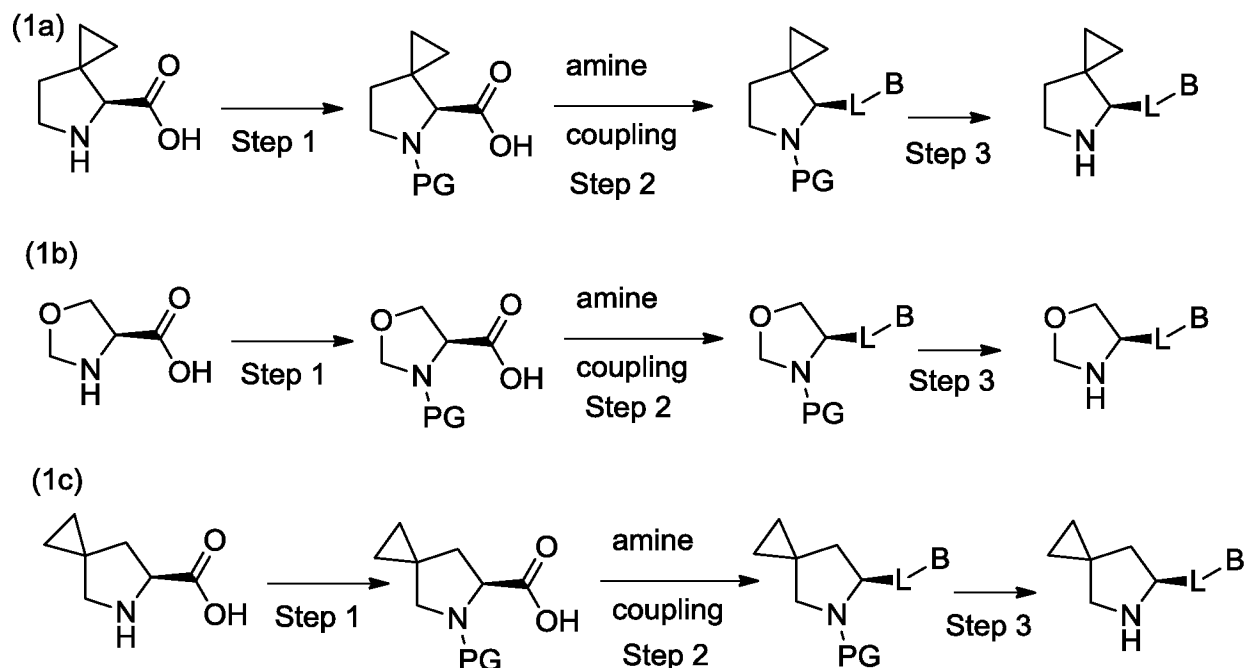
[0278] In one embodiment, deuterated L-proline synthons are disclosed. Deuterated synthons include, but are not limited to, for example, the following compounds:



[0279] Structure A can be treated with deuterium oxide to generate Structure B. See, Barraclough, P. et al. Tetrahedron Lett. **2005**, 46, 4653–4655; Barraclough, P. et al. Org. Biomol. Chem. **2006**, 4, 1483–1491 and WO 2014/037480 (p.103). Structure B can be reduced to generate Structure C. See, Barraclough, P. et al. Tetrahedron Lett. **2005**, 46, 4653–4655; Barraclough, P. et al. Org. Biomol. Chem. **2006**, 4, 1483–1491. Structure C can be treated with Mitsunobu reaction conditions to generate Structure D. Structure B can be treated with DAST to generate Structure

E. See, WO 2014/037480. Structure A can be treated with sodium borodeuteride to generate Structure F. See, Dormoy, J. -R.; Castro, B. *Synthesis* **1986**, 81-82. Compound F can be used to generate Structure K. See, Dormoy, J. -R.; Castro, B. *Synthesis* **1986**, 81-82. Structure B can be treated with a deuterated reducing agent, for example sodium borodeuteride to generate Structure G. Structure G can be treated with DAST to generate Structure H. Structure F can be used to generate Structure K. See, Dormoy, J. -R.; Castro, B. *Synthesis* **1986**, 81-82. Structure G can be used to generate Structure I. Structure J can be prepared according to Hruby, V. J. et al. *J. Am. Chem. Soc.* **1979**, 101, 202-212. Structures A-J can be used to prepare compounds of Formula I.

EXAMPLE 3. PREPARATION OF CENTRAL-L-B SYNTHONS



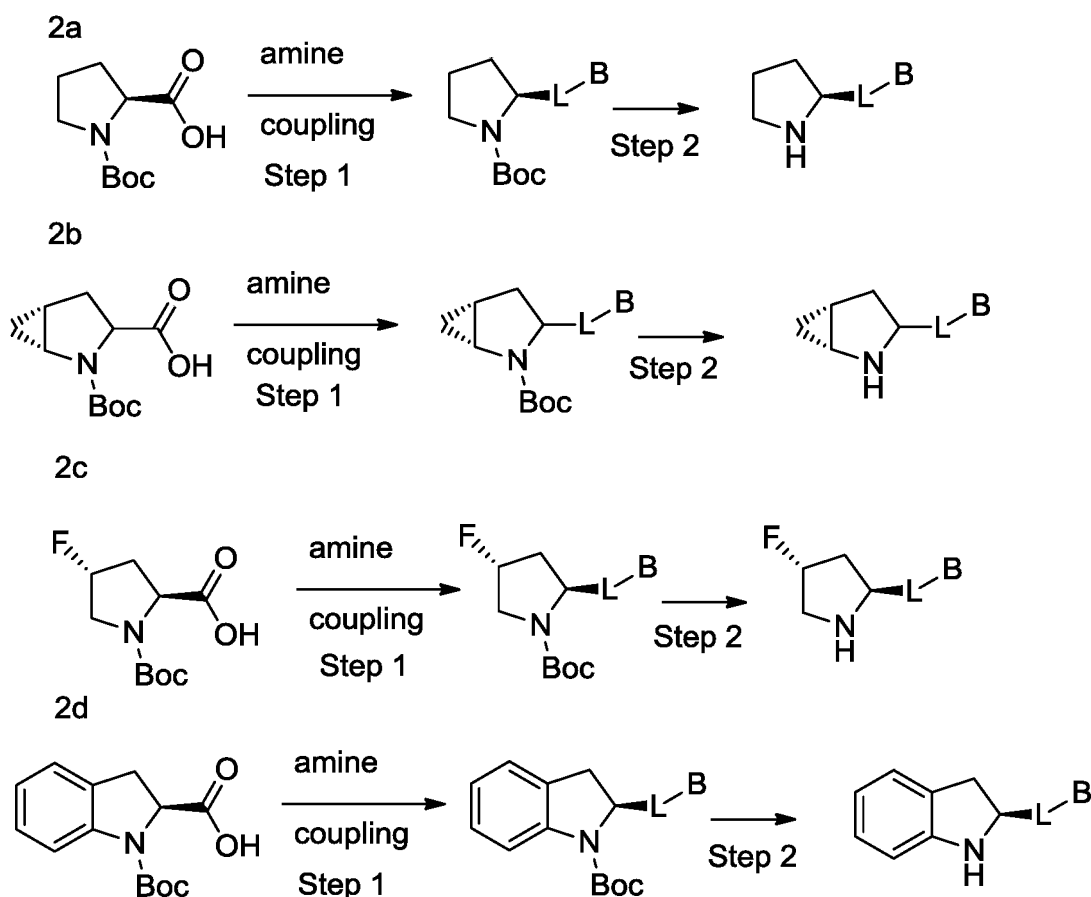
Routes 1a, 1b and 1c.

[0280] In Route 1a, 5-azaspiro[2.4]heptane-4,5-dicarboxylic acid, 5-(1,1-dimethylethyl) ester, (4*S*)-, CAS 209269-08-9, can be prepared as described in Tandon, M. et al. *Bioorg. Med. Chem. Lett.* 1998, 8, 1139-1144. In Step 2, the protected azaspiro[2.4]heptane is coupled to an amine in the presence of an organic solvent, a base and a coupling reagent to generate an amide bond; the L-B moiety. In one embodiment, the amine is (3-chloro-2-fluorophenyl) methanamine. In one embodiment, the organic solvent is DMF. In one embodiment, the base is diisopropylethylamine. In one embodiment, the coupling reagent is HATU. In Step 3, the

protecting group is removed. In one embodiment, the starting material is reacted with an acid in the presence of an organic solvent. In one embodiment, the acid is 4N hydrochloric acid. In one embodiment, the organic solvent is dioxane.

[0281] In Route 1b, (4S) 4-oxazolidinecarboxylic acid, hydrochloride is treated with an amine protecting reagent. In one embodiment, the amine protecting reagent is di-tert-butyl dicarbonate. In another embodiment, 3,4-oxazolidinedicarboxylic acid, 3-(1,1-dimethylethyl) ester, (4S)-, is commercially available from JPM2 Pharmaceuticals. In one embodiment the reaction is carried out in an organic solvent in the presence of a base. In one embodiment, the organic solvent is acetonitrile. In one embodiment, the base is 4-dimethylaminopyridine (DMAP). In Step 2, the protected 4-oxazolidinecarboxylic acid is coupled to an amine in the presence of an organic solvent, a base and a coupling reagent to generate an amide bond; the L-B moiety. In one embodiment, the amine is (3-chloro-2-fluorophenyl) methanamine. In one embodiment, the organic solvent is DMF. In one embodiment, the base is diisopropylethylamine. In one embodiment, the coupling reagent is HATU. In Step 3, the protecting group is removed. In one embodiment, the starting material is reacted with an acid in the presence of an organic solvent. In one embodiment, the acid is 4N hydrochloric acid. In one embodiment, the organic solvent is dioxane.

[0282] In Route 1c, (S)-5-(tert-Butoxycarbonyl)-5-azaspiro[2.4]heptane-6-carboxylic acid, CAS 1129634-44-1, is commercially available from Ark Pharm. In Step 2, the carboxylic acid is coupled to an amine in the presence of an organic solvent, a base and a coupling reagent to generate an amide bond; the L-B moiety. In one embodiment, the amine is (3-chloro-2-fluorophenyl) methanamine. In one embodiment, the organic solvent is DMF. In one embodiment, the base is diisopropylethylamine. In one embodiment, the coupling reagent is HATU. In Step 3, the protecting group is removed. In one embodiment, the starting material is reacted with an acid in the presence of an organic solvent. In one embodiment, the acid is 4N hydrochloric acid. In one embodiment, the organic solvent is dioxane.



Routes 2a, 2b, 2c, and 2d.

[0283] In Route 2a, commercially available Boc-L-proline is coupled to an amine in the presence of an organic solvent, a base and a coupling reagent to generate an amide bond; the L-B moiety. In one embodiment, the amine is (3-chloro-2-fluorophenyl) methanamine. In one embodiment, the organic solvent is DMF. In one embodiment, the base is diisopropylethylamine. In one embodiment, the coupling reagent is HATU. In Step 2, the Boc protecting group is removed. In one embodiment, the starting material is reacted with an acid in the presence of an organic solvent. In one embodiment, the acid is 4N hydrochloric acid. In one embodiment, the organic solvent is dioxane.

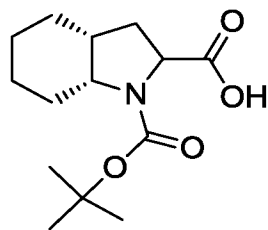
[0284] In Route 2b, commercially available (1R, 3S, 5R)-2-[(tert-butoxy)carbonyl]-2-azabicyclo[3.1.0]hexane-3-carboxylic acid, from Enamine, is coupled to an amine in the presence of an organic solvent, a base and a coupling reagent to generate an amide bond; the L-B moiety. In one embodiment, the amine is (3-chloro-2-fluorophenyl) methanamine. In one embodiment, the organic solvent is DMF. In one embodiment, the base is diisopropylethylamine. In one

embodiment, the coupling reagent is HATU. In Step 2, the Boc protecting group is removed. In one embodiment, the starting material is reacted with an acid in the presence of an organic solvent. In one embodiment, the acid is 4N hydrochloric acid. In one embodiment, the organic solvent is dioxane.

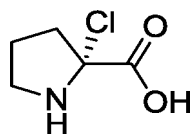
[0285] In Route 2c, commercially available (2S,4R)-1-(tert-butoxycarbonyl)-4-fluoropyrrolidine-2-carboxylic acid, from Manchester Organics, is coupled to an amine in the presence of an organic solvent, a base and a coupling reagent to generate an amide bond; the L-B moiety. In one embodiment, the amine is (3-chloro-2-fluorophenyl) methanamine. In one embodiment, the organic solvent is DMF. In one embodiment, the base is diisopropylethylamine. In one embodiment, the coupling reagent is HATU. In Step 2, the Boc protecting group is removed. In one embodiment, the starting material is reacted with an acid in the presence of an organic solvent. In one embodiment, the acid is 4N hydrochloric acid. In one embodiment, the organic solvent is dioxane.

[0286] In Route 2d, commercially available (S)-1-(tert-butoxycarbonyl)indoline-2-carboxylic acid, from Chem-Impex, is coupled to an amine in the presence of an organic solvent, a base and a coupling reagent to generate an amide bond; the L-B moiety. In one embodiment, the amine is (3-chloro-2-fluorophenyl) methanamine. In one embodiment, the organic solvent is DMF. In one embodiment, the base is diisopropylethylamine. In one embodiment, the coupling reagent is HATU. In Step 2, the Boc protecting group is removed. In one embodiment, the starting material is reacted with an acid in the presence of an organic solvent. In one embodiment, the acid is 4N hydrochloric acid. In one embodiment, the organic solvent is dioxane. This chemistry is illustrated in Scheme 2.

[0287] Additional starting materials that can readily be converted to Central-L-B-Synthons include, but are not limited to: (S)-1-(tert-butoxycarbonyl)-2,3-dihydro-1H-pyrrole-2-carboxylic acid, CAS 90104-21-5, available from Ark Pharm; cyclopent-1-ene-1,2-dicarboxylic acid, CAS 3128-15-2, purchased from Ark Pharm; imidazole, 1H-imidazole-1,2-dicarboxylic acid, 1-(1,1-dimethylethyl) 2-ethyl ester, CAS 553650-00-3, commercially available from FCH Group; Boc-L-octahydroindole-2-carboxylic acid can be purchased from Chem Impex. The compound,



[0288] can be prepared according to the procedures disclosed in WO 2004/111041; (S)-Boc-5-oxopyrrolidine-2-carboxylic acid is available from the Aldrich Chemical Co.; (1S,2S,5R)-3-(tert-butoxycarbonyl)-3-azabicyclo[3.3.0]hexane-2-carboxylic acid is available from Ark Pharm; (S)-3-Boc-thiazolidine-2-carboxylic acid is available from Alfa Aesar; (2S,4R)-1-(tert-butoxycarbonyl)-4-chloropyrrolidine-2-carboxylic acid is available from Arch Bioscience; (1S,3aR,6aS)-2-(tert-butoxycarbonyl)octahydrocyclopenta[c]pyrrole-1-carboxylic acid is available from Ark Pharm; 1,2-pyrrolidinedicarboxylic acid, 3-[[[(phenylmethoxy)carbonyl]amino]-, 1-(1,1-dimethylethyl) ester, (2S,3R) can be prepared as disclosed in WO 2004/007501. The Cbz group can be removed and the amino group can be alkylated to generate central core compounds of the present invention.



[0289] The compound can be prepared as disclosed by Braun, J.V.; Heymons, Albrecht Berichte der Deutschen Chemischen Gesellschaft [Abteilung] B: Abhandlungen (1930) 63B, 502-7.

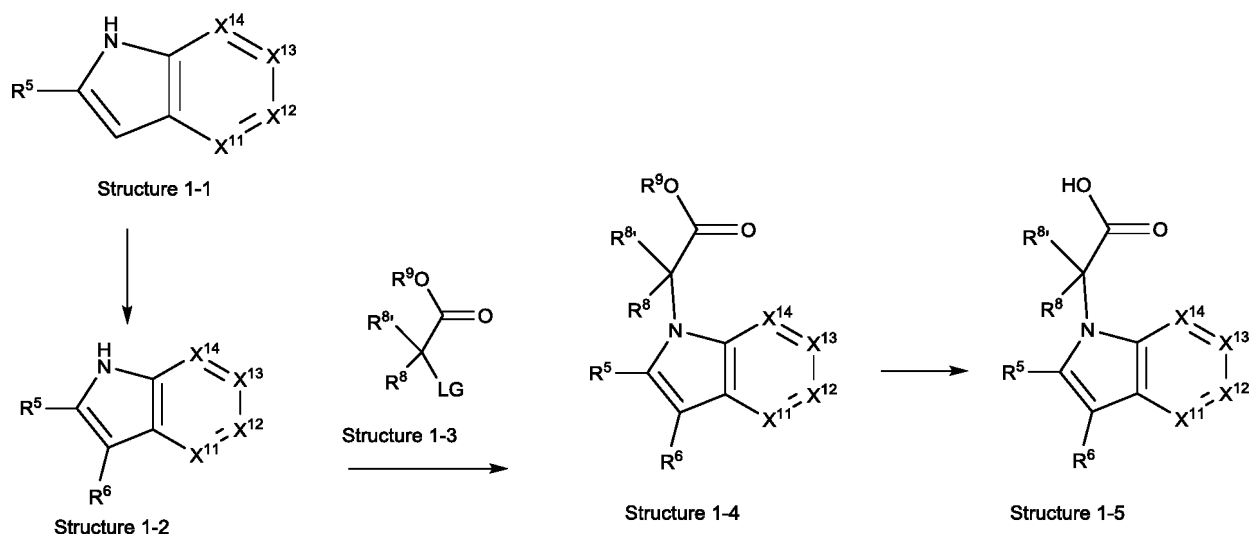
[0290] The compounds (2S,3S,4S)-4-fluoro-3-methoxy-pyrrolidine-1,2-dicarboxylic acid 1-tert-butyl ester and (2R,3R,4R)-3-fluoro-4-methoxy-pyrrolidine-1,2-dicarboxylic acid 1-tert-butyl ester can be prepared as a mixture according to WO 2012/093101 to Novartis and the regioisomers can be ultimately separated once coupled to generate the central core-L-B synthons. The compound (S)-Boc-5-oxopyrrolidine-2-carboxylic acid is available from the Aldrich Chemical Co.

EXAMPLE 4. PREPARATION OF A-C(O)-MOIETY

[0291] Examples of the preparation of the A-C(O)-Moiety can be found in Example 1 and below.

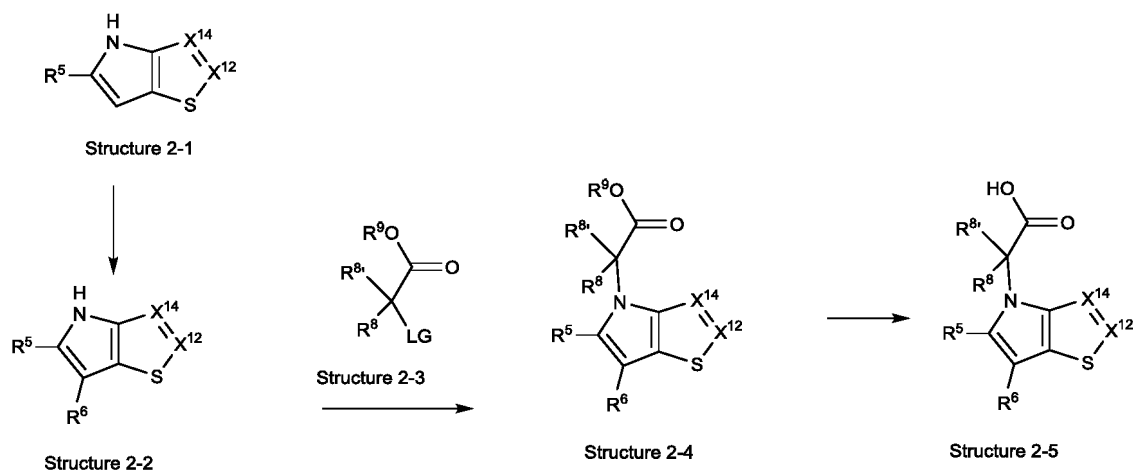
[0292] In an alternate embodiment, a heteroaryl compound of Structure 1-1 is acylated to generate Structure 1-2. In an alternate embodiment, Structure 1-1 is treated with an inorganic cyanide and organometallic catalysts to generate a compound where R⁶ = cyano. The cyano

compound can be treated with an oxime to generate an amide, $-C(O)NH_2$, at the R^6 position. Structure 1-2 is coupled to an activated ester of Structure 1-3 to generate Structure 1-4. In some embodiments, the leaving group, LG, is a halide. The ester is hydrolyzed to generate acid Structure 1-5. This chemistry is illustrated in Route 4a.



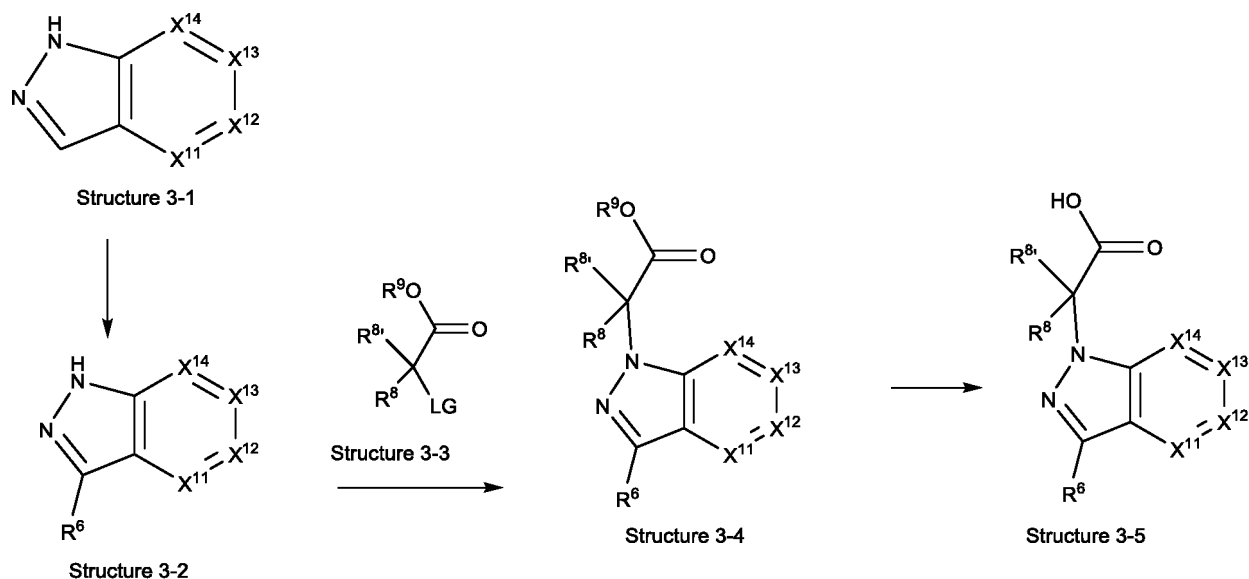
Route 4a

In an alternate embodiment, a heteroaryl compound of Structure 2-1 is acylated to generate Structure 2-2. In an alternate embodiment, Structure 2-1 is treated with an inorganic cyanide and organometallic catalysts to generate a compound where $R^6 = \text{cyano}$. The cyano compound can be treated with an oxime to generate an amide, $-C(O)NH_2$, at the R^6 position. Structure 2-2 is coupled to an activated ester of Structure 2-3 to generate Structure 2-4. In some embodiments, the leaving group, LG, is a halide. The ester group in Structure 2-4 is hydrolyzed to generate acid Structure 2-5. This chemistry is illustrated in Route 4b.



Route 4b

[0293] In an alternate embodiment, a heteroaryl compound of Structure 3-1 is acylated to generate Structure 3-2. In an alternate embodiment, Structure 3-1 is treated with an inorganic cyanide and organometallic catalysts to generate a compound where $R^6 = \text{cyano}$. The cyano compound can be treated with an oxime to generate an amide, $-\text{C}(\text{O})\text{NH}_2$, at the R^6 position. Structure 3-2 is coupled to an activated ester of Structure 3-3 to generate Structure 3-4. In some embodiments, the leaving group, LG, is a halide. The ester is hydrolyzed to generate an acid which is Structure 3-5. This chemistry is illustrated in Route 4c.

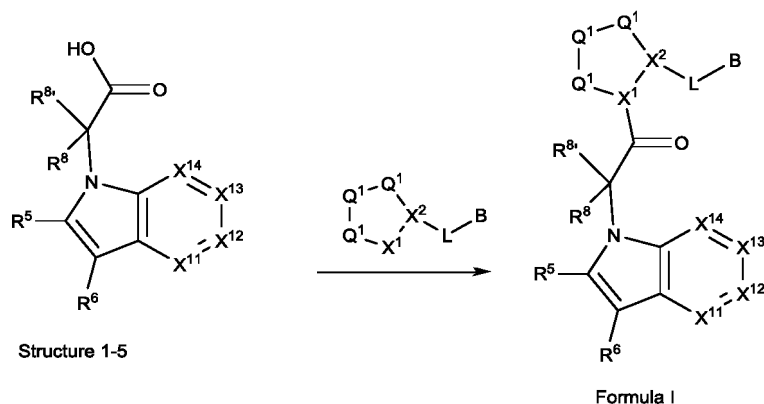


Route 4c

EXAMPLE 5. COUPLING OF CENTRAL-L-B-SYNTHONS TO A-C(O)-MOIETIES

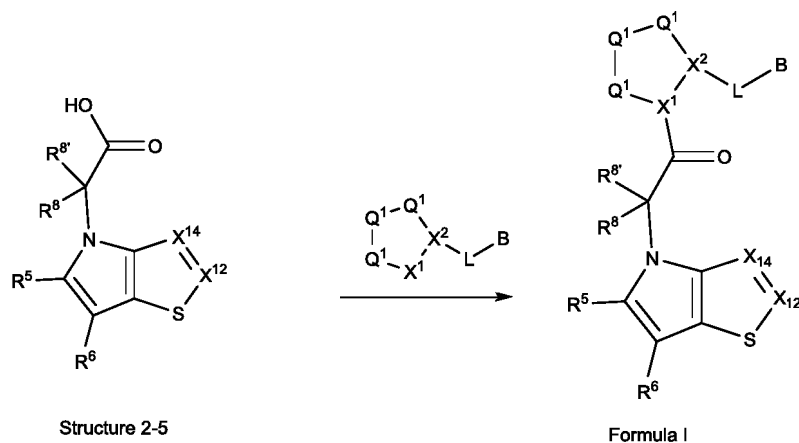
[0294] Examples of the coupling of central-L-B-synthons to A-C(O)-moieties can be found in Example 1 and below.

[0295] In one embodiment, Structure 1-5, from Example 4 Route 4a, is coupled to Structure 3 from Route 1 to generate compounds of Formula I. This chemistry is illustrated in Route 5a.



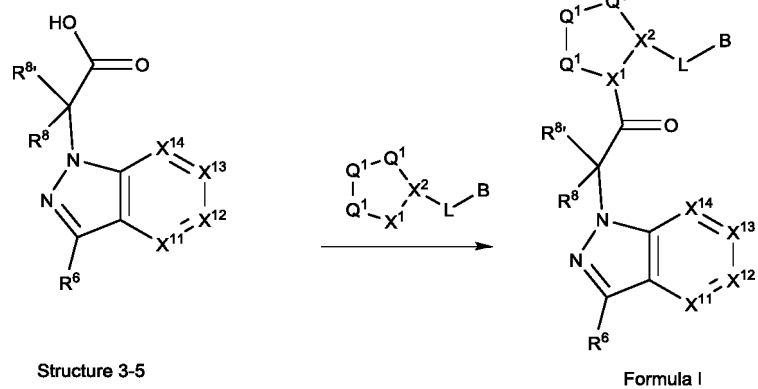
Route 5a

[0296] In one embodiment, Structure 2-5 from Example 4 Route 4b is coupled to a central-L-B to generate compounds of Formula I. This chemistry is illustrated in Route 5b.



Route 5b

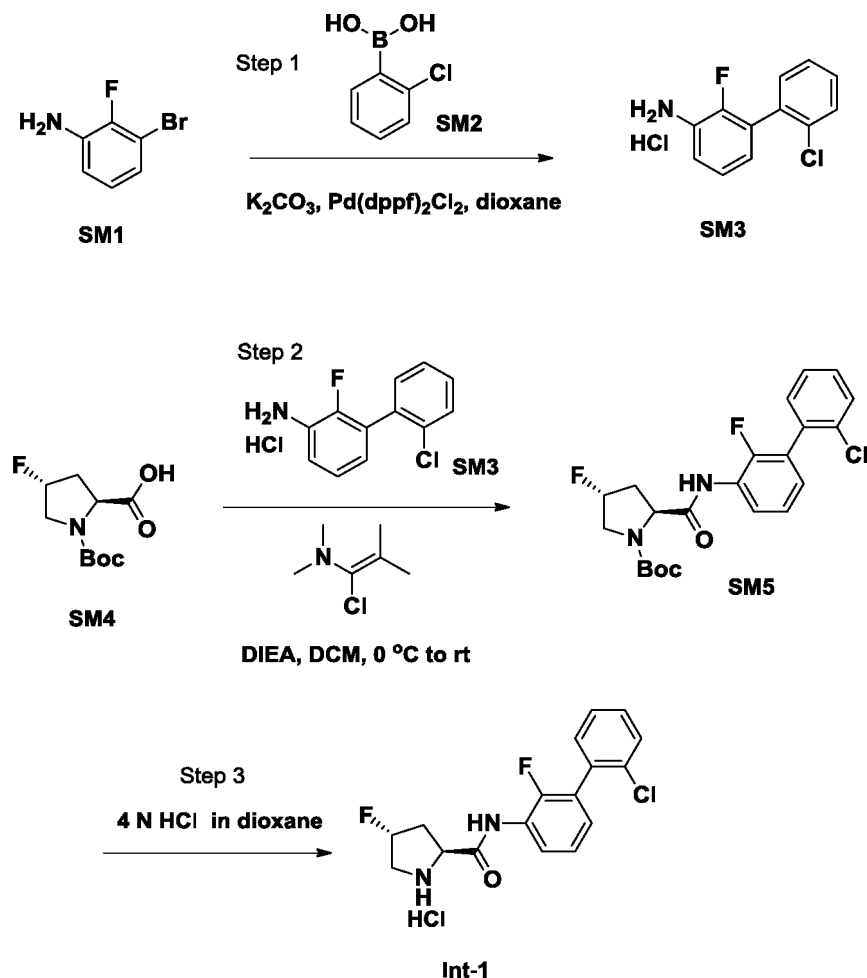
[0297] In one embodiment, Structure 3-5, from Example 4 Route 4c, is coupled to Structure 3 from Route 1 to generate compounds of Formula I. This chemistry is illustrated in Route 5c.



Route 5c

EXAMPLE 6. SYNTHESIS OF NON-LIMITING EXAMPLES OF COMPOUNDS OF FORMULA I

Scheme 1. Synthesis of (2S,4R)-N-(2'-chloro-2-fluoro-[1,1'-biphenyl]-3-yl)-4-fluoropyrrolidine-2-carboxamide hydrochloride (Int-1)



Step 1: 2'-Chloro-2-fluoro-[1,1'-biphenyl]-3-amine hydrochloride (SM3)

[0298] A mixture of **SM1** (30 g), **SM2** (60 g), K_2CO_3 (91 g), and $\text{Pd(dppf)}_2\text{Cl}_2$ (19.25 g) in solvent (dioxane 400 mL, H_2O 100 mL) was purged with argon in a pressure vessel for 5 min and stirred for 15 h at $100\text{ }^\circ\text{C}$. The solvent was removed under reduced pressure and the remaining residue was purified by column chromatography. The purified material was then dissolved in MeOH and treated with HCl/MeOH. The solvent was removed under reduced pressure and the remaining solid was washed with IPA-heptane (1/1) to afford **SM3**.

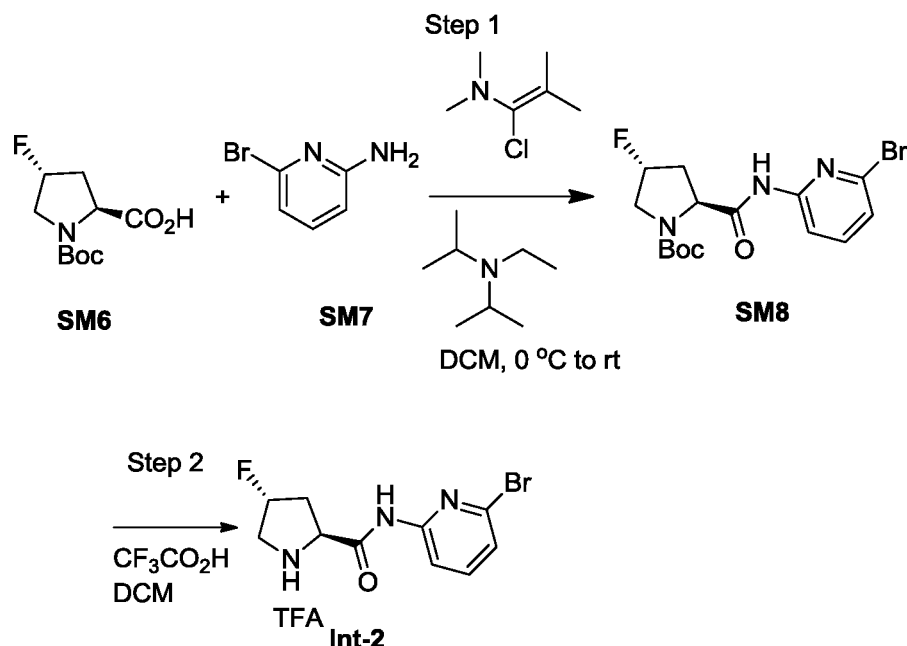
Step 2: (2S,4R)-tert-Butyl 2-((2'-chloro-2-fluoro-[1,1'-biphenyl]-3-yl)carbamoyl)-4-fluoropyrrolidine-1-carboxylate (SM5)

[0299] To an ice-cold solution of **SM4** (530 mg) in DCM (20 mL) was added 1-chloro-N,N,2-trimethyl-1-propenylamine (0.333 mL, 1.1 equiv) dropwise with stirring. The stirring was continued for 3 h at this temperature and then solid **SM3** (640 mg, 1.1 equiv) was added, followed by DIEA (1.12 mL, 3 equiv). The cooling bath was removed and the reaction mixture was stirred overnight at rt. The reaction mixture was then added to water (20 mL) and extracted with DCM (2 × 25 mL). The organic layer was washed successively with an aqueous solution of NaHCO₃ (20 mL), water (20 mL), and brine (20 mL), then dried over Na₂SO₄ and concentrated under reduced pressure. The remaining residue was purified by column chromatography (eluted with hexanes/EtOAc) to give **SM5**.

Step 3: (2S,4R)-N-(2'-Chloro-2-fluoro-[1,1'-biphenyl]-3-yl)-4-fluoropyrrolidine-2-carboxamide hydrochloride (Int-1)

[0300] (2S,4R)-tert-Butyl 2-((2'-chloro-2-fluoro-[1,1'-biphenyl]-3-yl)carbamoyl)-4-fluoropyrrolidine-1-carboxylate **SM5** (700 mg) was taken in 4 N HCl in dioxane (25 mL) and the resulting reaction mixture was stirred at rt for 3 h. The solvent was then removed under reduced pressure and the remaining residue **Int-1** was used directly without further purification.

Scheme 2. Synthesis of (2S,4R)-N-(6-bromopyridin-2-yl)-4-fluoropyrrolidine-2-carboxamide TFA salt (Int-2)



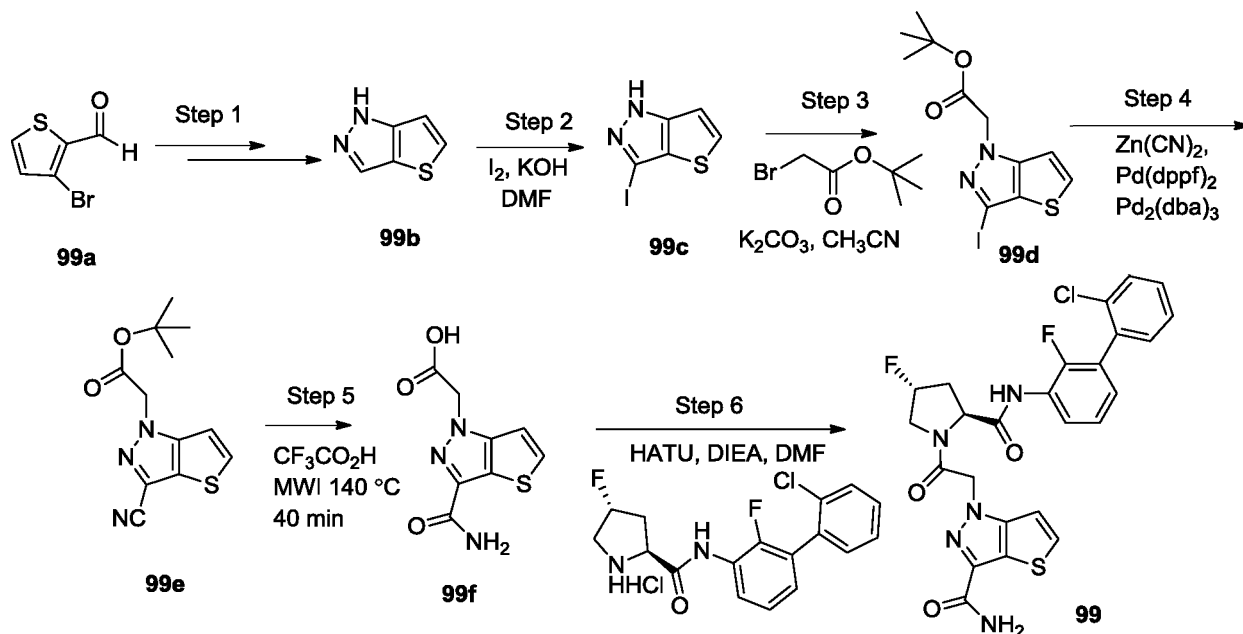
Step 1: (2S,4R)-tert-Butyl 2-((6-bromopyridin-2-yl)carbamoyl)-4-fluoropyrrolidine-1-carboxylate (SM8)

[0301] To an ice-cold solution of **SM6** (30 g) in DCM (600 mL) was added 1-chloro-N,N,2-trimethyl-1-propenylamine (18.7 mL, 1.1 equiv) dropwise with stirring. The stirring was continued for 3 h at this temperature. Solid **SM7** (24.48 g, 1.1 equiv) was then added, followed by DIEA (67.2 mL, 3 equiv). The cooling bath was removed and the reaction mixture was stirred overnight at rt. The solvent was co-evaporated with MeOH (30 mL). The residue was then dissolved in chloroform (300 mL) and washed successively with cold 1 N aq HCl (3 \times 200 mL), water (300 mL), and saturated aq NaHCO₃ (300 mL). The organic layer was dried (Na₂SO₄) and concentrated under reduced pressure. The remaining residue was stirred in a 1:1 solution of DCM and heptane (150 mL). The white solid was isolated by filtration and dried under high vacuum to afford **SM8** (37.3 g).

Step 2: (2S,4R)-N-(6-Bromopyridin-2-yl)-4-fluoropyrrolidine-2-carboxamide TFA salt (Int-2)

[0302] **SM8** was dissolved in DCM and equal volume of TFA was added. The mixture was stirred for 30 min at rt. The volatiles were removed under reduced pressure and the residue **Int-2** was used without further purification.

Scheme 3: Synthesis of 1-(2-((2S,4R)-2-((2'-chloro-2-fluoro-[1,1'-biphenyl]-3-yl)carbamoyl)-4-fluoropyrrolidin-1-yl)-2-oxoethyl)-1H-thieno[3,2-c]pyrazole-3-carboxamide (**99**)



Step 1: 1H-Thieno[3,2-c]pyrazole (**99b**)

[0303] The title compound **99b** (310 mg) was prepared from 3-bromothiophene-2-carbaldehyde **99a** according to the literature (Airey, J. *et al. Synthesis* **2014**, 96–100). ¹H NMR (400 MHz, CDCl₃, 300 K): δ 7.11 (s, 1H), 7.60 (s, 1H), 7.76 + 8.03 (1H), 13.33 + 13.0 (1H).

Step 2: 3-Iodo-1H-thieno[3,2-c]pyrazole (**99c**)

[0304] 1H-Thieno[3,2-c]pyrazole **99b** (310 mg, 2.5 mmol) in DMF (10 mL) was treated with iodine (954 mg, 3.76 mmol), followed by powdered KOH (421 mg, 7.5 mmol). The mixture was stirred overnight at rt. The mixture was diluted with water (50 mL), followed by addition of 10% Na₂S₂O₃ solution (5 mL). The mixture was extracted with ethyl acetate (3 × 50 mL). The

combined organic extracts were washed with brine and dried over magnesium sulfate. The solution was filtered and concentrated, and the residue **99c** was used in the next step without purification.

Step 3: tert-Butyl 2-(3-iodo-1H-thieno[3,2-c]pyrazol-1-yl)acetate (99d)

[0305] The residue **99c** from Step 2 was dissolved in CH₃CN (50 mL). To this solution, tert-butyl 2-bromoacetate (634 mg, 0.48 mL, 3.25 mmol) and solid potassium carbonate (1.03 g, 7.5 mmol) were added. The mixture was refluxed overnight under an atmosphere of argon. The reaction mixture was cooled to rt and filtered through a pad of Celite®. The solid cake was washed with CH₃CN (20 mL), and the combined solution was concentrated under reduced pressure. The remaining residue was purified by column chromatography to afford pure compound **99d** (610 mg) and impure isomer tert-butyl 2-(3-iodo-2H-thieno[3,2-c]pyrazol-2-yl)acetate (130 mg). ¹H NMR (400MHz, CDCl₃): δ 1.45 (s, 9H), 4.93 (s, 2H), 6.93 (d, J = 5.2 Hz, 1H), 7.42 (d, J = 5.2 Hz, 1H). LC/MS (EI) m/z: [M + H]⁺ 365.

Step 4: tert-Butyl 2-(3-cyano-1H-thieno[3,2-c]pyrazol-1-yl)acetate(99e)

[0306] To a degassed solution of t-butyl 2-(3-iodo-1H-thieno[3,2-c]pyrazol-1-yl)acetate **99d** (610 mg, 1.67 mmol) in the co-solvents DMF (14 mL) and water (2 mL) were added Zn(CN)₂ (235 mg, 2.0 mmol), Pd(dppf)₂ (125 mg, 0.17 mmol), and Pd₂(dba)₃ (156 mg, 0.17 mmol) under an atmosphere of argon. The mixture was heated at 110 °C for 6 h. The reaction mixture was cooled to rt and the volatiles were removed under reduced pressure. The remaining residue was diluted with ethyl acetate (50 mL) and filtered through a pad of Celite®. The solid was washed with ethyl acetate (30 mL). The combined organic solution was concentrated under reduced pressure and the remaining residue was purified by column chromatography to afford the title compound **99e** (290 mg). ¹H NMR (400MHz, CDCl₃, 300 K): δ 1.47 (s, 9H), 5.0 (s, 2H), 6.93 (d, J = 5.2 Hz, 1H), 7.52 (d, J = 5.2 Hz, 1H). LC/MS (EI) m/z: [M + H]⁺ 264.

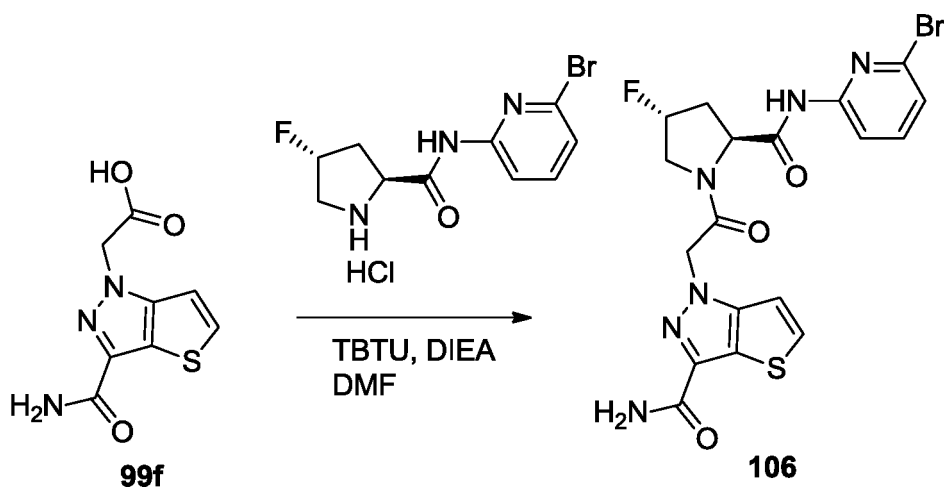
Step 5: 2-(3-Carbamoyl-1H-thieno[3,2-c]pyrazol-1-yl)acetic acid (99f)

[0307] A solution of tert-butyl 2-(3-cyano-1H-thieno[3,2-c]pyrazol-1-yl)acetate (59 mg, 0.22 mmol) in TFA (2 mL) was subjected to microwave irradiation at 140 °C for 30 min. The mixture was concentrated under reduced pressure, and the residue was co-evaporated with toluene (10 mL) twice. The dried residue **99f** was used directly in the next step. LC/MS (EI) m/z: 226.

Step 6: 1-(2-((2S,4R)-2-((2'-Chloro-2-fluoro-[1,1'-biphenyl]-3-yl)carbamoyl)-4-fluoropyrrolidin-1-yl)-2-oxoethyl)-1H-thieno[3,2-c]pyrazole-3-carboxamide (99)

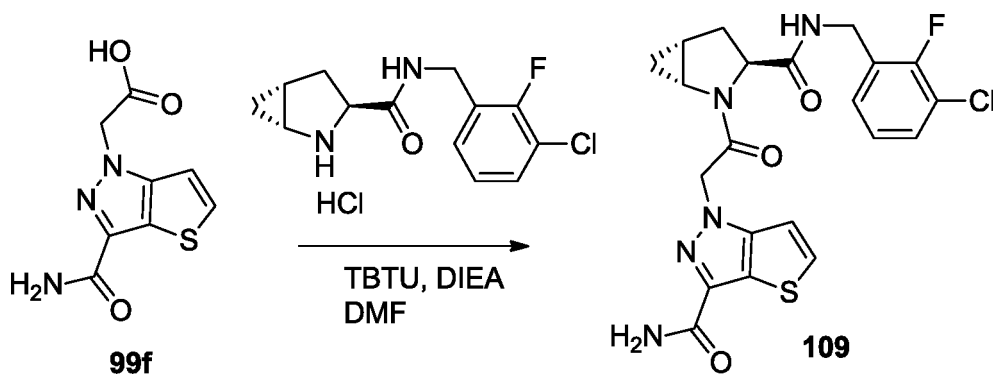
[0308] To a solution of the residue **99f** (0.22 mmol) from Step 5 was added (2S,4R)-N-(2'-chloro-2-fluoro-[1,1'-biphenyl]-3-yl)-4-fluoropyrrolidine-2-carboxamide hydrochloride **Int-1** (90 mg, 0.24 mmol) in DMF (2 mL) followed by HATU (109 mg, 0.29 mmol) and dropwise addition of DIEA (0.3 mL) at rt. The reaction mixture was stirred for 1 h at rt and the volatiles were removed under reduced pressure. The residue was diluted with 20 mL of 10% sodium carbonate and extracted with ethyl acetate (3 × 20 mL). The combined organic solution was washed with water and brine, and then dried over MgSO₄. The solution was filtered and the solvent was removed under reduced pressure. The remaining residue was purified by column chromatography to afford **99** (50.7 mg). ¹H NMR (400 MHz, DMSO-d₆, 300 K): (major rotamer) δ 2.00-2.19 (m, 1H), 2.47-2.53 (m, 1H), 3.75-3.88 (m, 1H), 4.02-4.11 (m, 1H), 4.70 (t, J = 8.8 Hz, 1H), 5.26 (d, J = 17.2 Hz, 1H), 5.38-5.49 (m, 2H), 6.97-7.01 (m, 1H), 7.05 (d, J = 5.2 Hz, 1H), 7.15 (t, J = 7.6 Hz, 1H), 7.30-7.41 (m, 4H), 7.51-7.54 (m, 2H), 7.60-7.62 (m, 1H), 7.89-7.93 (m, 1H), 9.92(s, 1H); ¹⁹F NMR (376 MHz, DMSO-d₆, 300K): (major rotamer) δ -126.8, -175.8. LC (method A): t_R = 1.94 min. LC/MS (EI) m/z: [M + H]⁺ 544.

Scheme 4: Synthesis of 1-(2-((2S,4R)-2-((6-bromopyridin-2-yl)carbamoyl)-4-fluoropyrrolidin-1-yl)-2-oxoethyl)-1H-thieno[3,2-c]pyrazole-3-carboxamide (106)



[0309] To a solution of 2-(3-carbamoyl-1H-thieno[3,2-c]pyrazol-1-yl)acetic acid **99f** (0.193 mmol) was added (2S,4R)-N-(6-bromopyridin-2-yl)-4-fluoropyrrolidine-2-carboxamide hydrochloride (0.212 mmol) in DMF (1.5 mL) followed by TBTU (93 mg, 0.29 mmol) and dropwise addition of DIEA (0.21 mL, 1.2 mmol). The reaction mixture was stirred for 0.5 h at rt, then quenched by aq NaHCO₃ (5 mL). The precipitate was collected by filtration and purified by column chromatography (eluent: 5% MeOH in DCM) to give **106** (68 mg). ¹H NMR (400 MHz, CDCl₃-CD₃OD, 300 K): (major rotamer) δ 2.37 (m, 1H), 2.39-2.41 (m, 1H), 2.59-2.70 (m, 1H), 3.65 (dd, J = 36.0, 12.4 Hz, 1H), 3.90-3.98 (dd, J = 20.0, 12.0 Hz, 1H), 4.80 (t, J = 8.0 Hz, 1H), 5.18 (d, J = 8.0 Hz, 1H), 5.4 (m, 1H), 6.96 (d, J = 8.0 Hz, 1H), 7.22 (d, J = 8.0 Hz, 1H), 7.50 (d, J = 4.0 Hz, 1H), 7.55 (t, J = 8.0 Hz, 1H), 8.14 (d, J = 8.0 Hz, 1H). ³¹F NMR (376 MHz, CDCl₃-CD₃OD, 300 K): (major rotamer) δ -177.0. LC (method A): t_R = 1.33 min. LC/MS (EI) m/z : [M + H]⁺ 497.

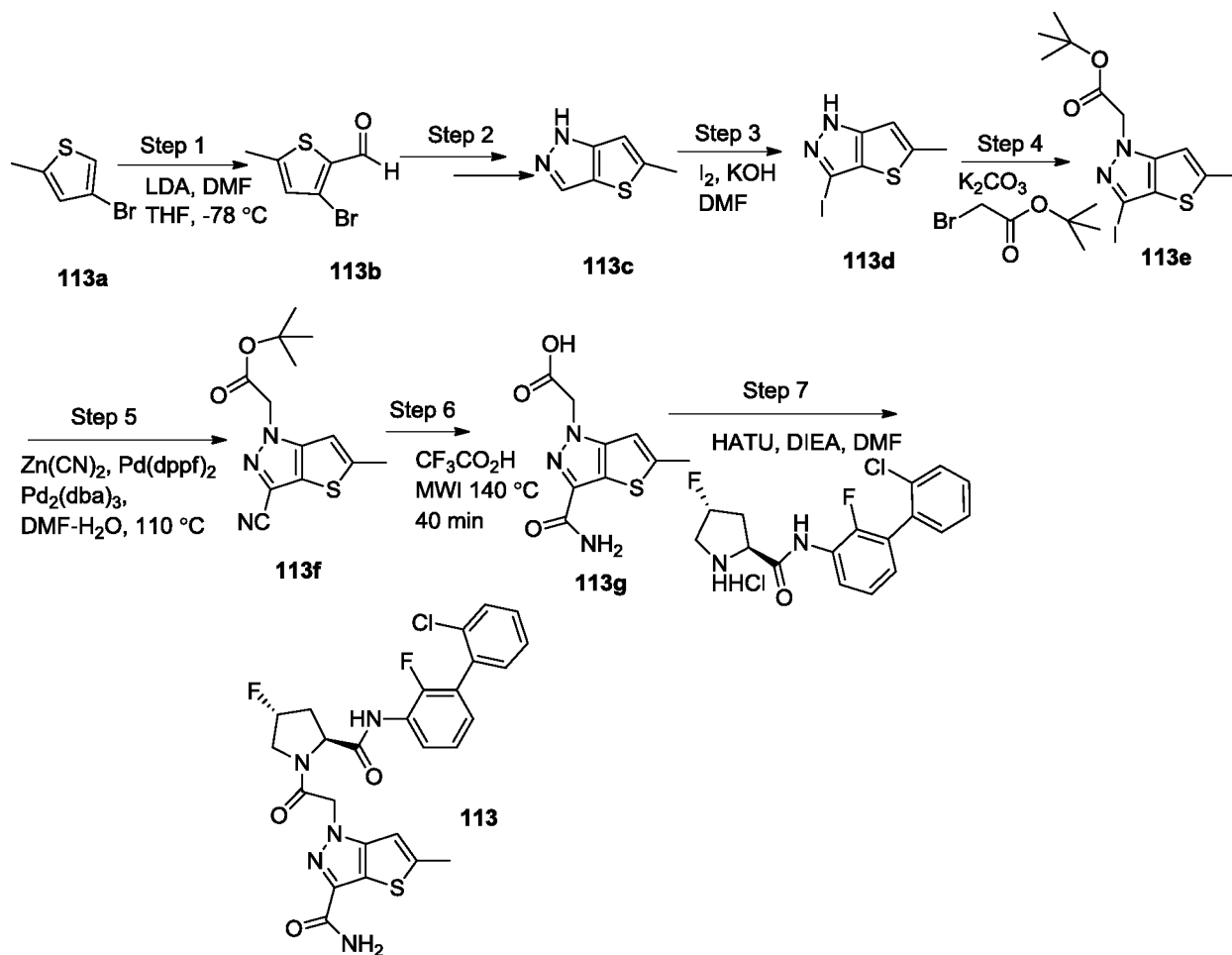
Scheme 5: Synthesis of 1-(2-((1R,3S,5R)-3-((3-chloro-2-fluorobenzyl)carbamoyl)-2-azabicyclo[3.1.0]hexan-2-yl)-2-oxoethyl)-1H-thieno[3,2-c]pyrazole-3-carboxamide (109)



[0310] To a solution of 2-(3-carbamoyl-1H-thieno[3,2-c]pyrazol-1-yl)acetic acid **99f** (0.287 mmol) was added (1R,3S,5R)-N-(3-chloro-2-fluorobenzyl)-2-azabicyclo[3.1.0]hexane-3-carboxamide hydrochloride (48 mg, 0.158 mmol) in DMF (1.5 mL) followed by TBTU (69 mg, 0.216 mmol) and dropwise addition of DIEA (0.13 mL, 0.75 mmol). The reaction mixture was stirred for 0.5 h at rt, then quenched by aq NaHCO₃ (5 mL). The mixture was extracted with EtOAc (30 mL) and the organic layer was washed with water and brine. The solvent was removed under reduced pressure and the remaining residue was purified by column chromatography (eluent: 5% MeOH in DCM) to give **109** (57 mg). ¹H NMR (400 MHz, CDCl₃, 300 K): (major rotamer) δ

0.59-0.61 (m, 1H), 1.08-1.12 (m, 1H), 1.95-2.06 (m, 3H), 2.70-2.72 (m, 1H), 3.34-3.62 (m, 1H), 4.41 (s, 2H), 4.57-4.60 (m, 1H), 5.21-5.32 (m, 2H), 6.00 (s, 1H), 6.70 (s, 1H), 6.84-6.85 (m, 1H), 6.92-6.94 (m, 1H), 7.11-7.13 (m, 1H), 7.21-7.26 (m, 1H), 7.36-7.38 (m, 1H), 7.43 (m, 1H). ^{13}C NMR (100 MHz, CDCl_3 , 300 K): (major rotamer) δ 19.40, 20.74, 29.97, 37.14, 37.52, 53.43, 65.54, 108.95, 120.76, 120.94, 123.07, 124.58, 124.63, 126.83, 126.98, 127.93, 129.56, 134.78, 137.27, 150.91, 154.84, 157.30, 163.16, 167.60, 170.45. ^{31}F NMR (376 MHz, CDCl_3 , 300 K): (major rotamer) δ -120.9. LC (method A): t_R = 1.49 min. LC/MS (EI) m/z : $[\text{M} + \text{H}]^+$ 476.

Scheme 6: Synthesis of 1-(2-((2S,4R)-2-((2'-chloro-2-fluoro-[1,1'-biphenyl]-3-yl)carbamoyl)-4-fluoropyrrolidin-1-yl)-2-oxoethyl)-5-methyl-1H-thieno[3,2-c]pyrazole-3-carboxamide (113)



Step 1: 3-Bromo-5-methylthiophene-2-carbaldehyde (113b)

[0311] To a solution of 4-bromo-2-methylthiophene **113a** (11 g, 62 mmol) in anhydrous THF (100 mL) cooled to -78°C was added dropwise a 2 M LDA-THF solution (34 mL, 68 mmol) under an atmosphere of argon. The mixture was stirred for 2 h at -78°C and then anhydrous DMF (9.6 mL, 124 mmol) was added. The reaction mixture was kept at -78°C for 1 h and quenched with 10% aq citric acid (10 mL). The volatiles were removed under reduced pressure and the remaining residue was diluted with ethyl acetate (150 mL). The organic layer was successively washed with 5% aq citric acid (80 mL), water (100 mL), and brine (50 mL), and then dried over MgSO_4 . The solution was filtered and concentrated under reduced pressure to afford **113b** (12.3 g) as a pale yellow oil, which was used in the next step without further purification.

Step 2: 5-Methyl-1H-thieno[3,2-c]pyrazole (113c)

[0312] The title compound **113c** (3.0g) was prepared from 3-bromo-5-methylthiophene-2-carbaldehyde **113b** (12.2 g) in a manner similar to that reported in the literature (Airey, J. *et al. Synthesis* **2014**, 96–100). ^1H NMR (400 MHz, CDCl_3 , 300 K): δ 2.49 (s, 3H), 6.86 (s, 1H), 7.65 + 7.89 (1H), 12.83 + 13.10 (1H). LC/MS (EI) m/z : $[\text{M} + \text{H}]^+$ 139.

Step 3: 3-Iodo-5-methyl-1H-thieno[3,2-c]pyrazole (113d)

[0313] The title compound **113d** was prepared from 5-methyl-1H-thieno[3,2-c]pyrazole (1.0 g) in a manner similar to that described in Step 2 of Scheme 3.

Step 4: tert-Butyl 2-(3-iodo-5-methyl-1H-thieno[3,2-c]pyrazol-1-yl)acetate (113e)

[0314] The title compound **113e** was prepared from 3-iodo-5-methyl-1H-thieno[3,2-c]pyrazole in a similar manner as described in Step 3 of Scheme 3. ^1H NMR (400MHz, CDCl_3): 1.46 (s, 9H), 2.53 (s, 3H), 4.87 (s, 2H), 6.64 (s, 1H) ppm. MH^+ 379.09. Minor product is tert-butyl 2-(3-iodo-5-methyl-2H-thieno[3,2-c]pyrazol-2-yl)acetate. ^1H NMR (400 MHz, CDCl_3 , 300 K): δ 1.47 (s, 9H), 2.51 (s, 3H), 4.98 (s, 2H), 6.80 (s, 1H). LC/MS (EI) m/z : $[\text{M} + \text{H}]^+$ 379.

Step 5: tert-Butyl 2-(3-cyano-5-methyl-1H-thieno[3,2-c]pyrazol-1-yl)acetate (113f)

[0315] The title compound **113f** was prepared from tert-butyl 2-(3-iodo-5-methyl-1H-thieno[3,2-c]pyrazol-1-yl)acetate (823 mg, 2.15 mmol) in a manner similar to that described in

Step 4 of Scheme 3. ^1H NMR (400 MHz, CDCl_3 , 300 K): δ 1.47 (s, 9H), 2.56 (s, 3H), 4.93 (s, 2H), 6.65 (s, 1H). LC/MS (EI) m/z : $[\text{M} + \text{H}]^+$ 278.

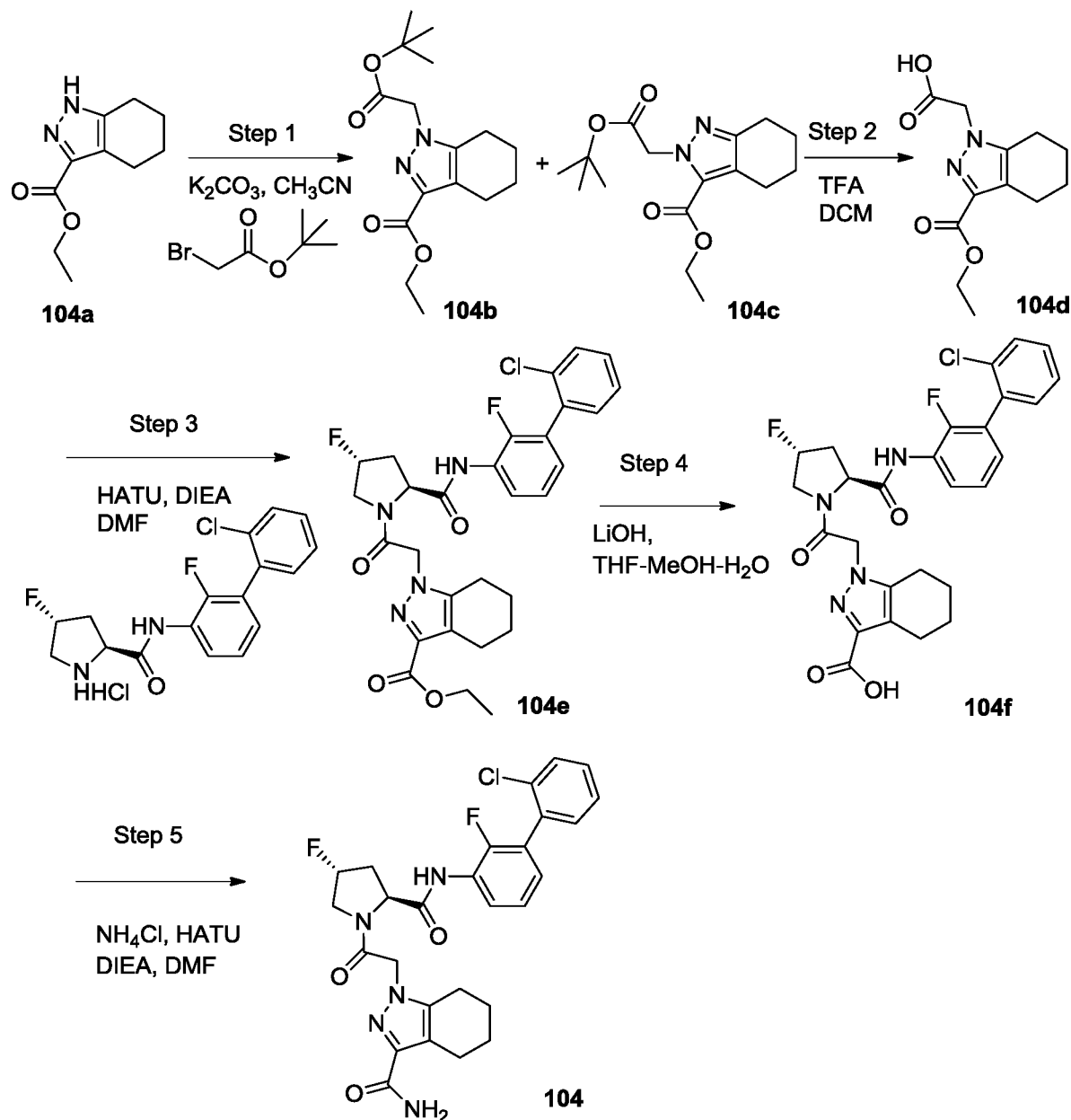
Step 6: 2-(3-Carbamoyl-5-methyl-1H-thieno[3,2-c]pyrazol-1-yl)acetic acid (113g)

[0316] The title compound **113g** was prepared from tert-butyl 2-(3-cyano-5-methyl-1H-thieno[3,2-c]pyrazol-1-yl)acetate (143 mg) in a manner similar to that described in Step 5 of Scheme 3. LC/MS (EI) m/z : $[\text{M} + \text{H}]^+$ 240.

Step 7: 1-(2-((2S,4R)-2-((2'-Chloro-2-fluoro-[1,1'-biphenyl]-3-yl)carbamoyl)-4-fluoropyrrolidin-1-yl)-2-oxoethyl)-5-methyl-1H-thieno[3,2-c]pyrazole-3-carboxamide (113)

[0317] The title compound **113** (86.9 mg) was prepared from 2-(3-carbamoyl-5-methyl-1H-thieno[3,2-c]pyrazol-1-yl)acetic acid (105 mg, 0.3 mmol) in a manner similar to that described in Step 6 of Scheme 3. ^1H NMR (400 MHz, DMSO-d_6 , 300 K): (major rotamer) δ 2.06-2.19 (m, 1H), 2.39 (s, 3H), 2.40-2.55 (m, 1H), 3.74-3.87 (m, 1H), 4.02-4.10 (m, 1H), 4.69 (t, $J = 8.8$ Hz, 1H), 5.18 (d, $J = 17.2$ Hz, 1H), 5.31-5.51 (m, 2H), 6.79 (s, 1H), 7.0 (t, $J = 7.2$ Hz, 1H), 7.15 (t, $J = 8.0$ Hz, 1H), 7.24-7.46 (m, 4H), 7.50-7.53 (m, 2H), 7.87-7.92 (m, 1H), 9.92 (s, 1H); ^{19}F NMR (376 MHz, DMSO-d_6 , 300K): (major rotamer) δ -126.71, -175.87. LC (method A): $t_R = 2.10$ min. LC/MS (EI) m/z : $[\text{M} + \text{H}]^+$ 558.

Scheme 7: Synthesis of 1-(2-((2S,4R)-2-((2'-chloro-2-fluoro-[1,1'-biphenyl]-3-yl)carbamoyl)-4-fluoropyrrolidin-1-yl)-2-oxoethyl)-4,5,6,7-tetrahydro-1H-indazole-3-carboxamide (104)



Step 1: Ethyl 1-(2-(tert-butoxy)-2-oxoethyl)-4,5,6,7-tetrahydro-1H-indazole-3-carboxylate (104b)

[0318] To a solution of ethyl 4,5,6,7-tetrahydro-1H-indazole-3-carboxylate **104a** (1.03g, 5.35 mmol) in CH_3CN (50 mL) was added tert-butyl 2-bromoacetate (1.17g, 0.89 mL, 6.0 mmol) and potassium carbonate (1.5 g, 10.6 mmol). The mixture was refluxed overnight under an

atmosphere of argon. LC-MS analysis indicated two isomers were formed in a ratio of 4:1. The reaction mixture was cooled to rt and filtered through a pad of Celite®. The solid cake was washed with CH₃CN (20 mL), and the combined solution was concentrated under reduced pressure. The remaining residue was purified by column chromatography to afford the major isomer ethyl 1-(2-(tert-butoxy)-2-oxoethyl)-4,5,6,7-tetrahydro-1H-indazole-3-carboxylate **104b** (1.37 g) and the minor isomer ethyl 2-(2-(tert-butoxy)-2-oxoethyl)-4,5,6,7-tetrahydro-2H-indazole-3-carboxylate **104c** (0.28 g). ¹H NMR (400 MHz, CDCl₃, 300 K): (major isomer) δ 1.38 (t, J = 7.2 Hz, 3H), 1.45 (s, 9H), 1.75 (m, 2H), 1.82 (m, 2H), 2.52 (t, J = 5.2 Hz, 2H), 2.75 (t, J = 5.2 Hz, 2H), 4.37 (q, J = 7.2 Hz, 2H), 4.77 (s, 2H). LC/MS (EI) m/z: 309. ¹H NMR (400 MHz, CDCl₃, 300 K): (minor isomer) δ 1.35 (t, J = 7.2 Hz, 3H), 1.47 (s, 9H), 1.74-1.80 (m, 4H), 2.67 (t, J = 5.2 Hz, 2H), 2.75 (t, J = 5.2 Hz, 2H), 4.30 (q, J = 7.2 Hz, 2H), 5.11 (s, 2H). LC/MS (EI) m/z: [M + H]⁺ 309.

Step 2: 2-(3-(Ethoxycarbonyl)-4,5,6,7-tetrahydro-1H-indazol-1-yl)acetic acid (104d)

[0319] Ethyl 1-(2-(tert-butoxy)-2-oxoethyl)-4,5,6,7-tetrahydro-1H-indazole-3-carboxylate **104b** (1.35 g, 4.38 mmol) was treated with TFA (5 mL) and DCM (5 mL) and stirred overnight at rt. The volatiles were removed under reduced pressure and the remaining residue was co-evaporated with toluene (10 mL) twice. The dried residue **104d** was used directly in the next step.

Step 3: Ethyl 1-(2-((2S,4R)-2-((2'-chloro-2-fluoro-[1,1'-biphenyl]-3-yl)carbamoyl)-4-fluoropyrrolidin-1-yl)-2-oxoethyl)-4,5,6,7-tetrahydro-1H-indazole-3-carboxylate (104e)

[0320] To a solution of the residue **104d** from Step 2 (375 mg, 1.5 mmol) was added (2S,4R)-N-(2'-chloro-2-fluoro-[1,1'-biphenyl]-3-yl)-4-fluoropyrrolidine-2-carboxamide hydrochloride (560 mg, 1.5 mmol) in DMF (2 mL) followed by HATU (741 mg, 1.95 mmol) and dropwise addition of DIEA (4.5 mmol, 0.78 mL). The mixture was stirred for 1 h at rt and the volatiles were removed under reduced pressure. The remaining residue was diluted with 10% aq sodium carbonate (20 mL) and water (50 mL), then extracted with ethyl acetate (3 × 50 mL). The combined organic extract was washed with water and brine, then dried over MgSO₄. The solution was filtered and the solvent was removed under reduced pressure. The remaining residue was purified by column chromatography to afford the title compound **104e** (608 mg). LC/MS (EI) m/z: [M + H]⁺ 571.

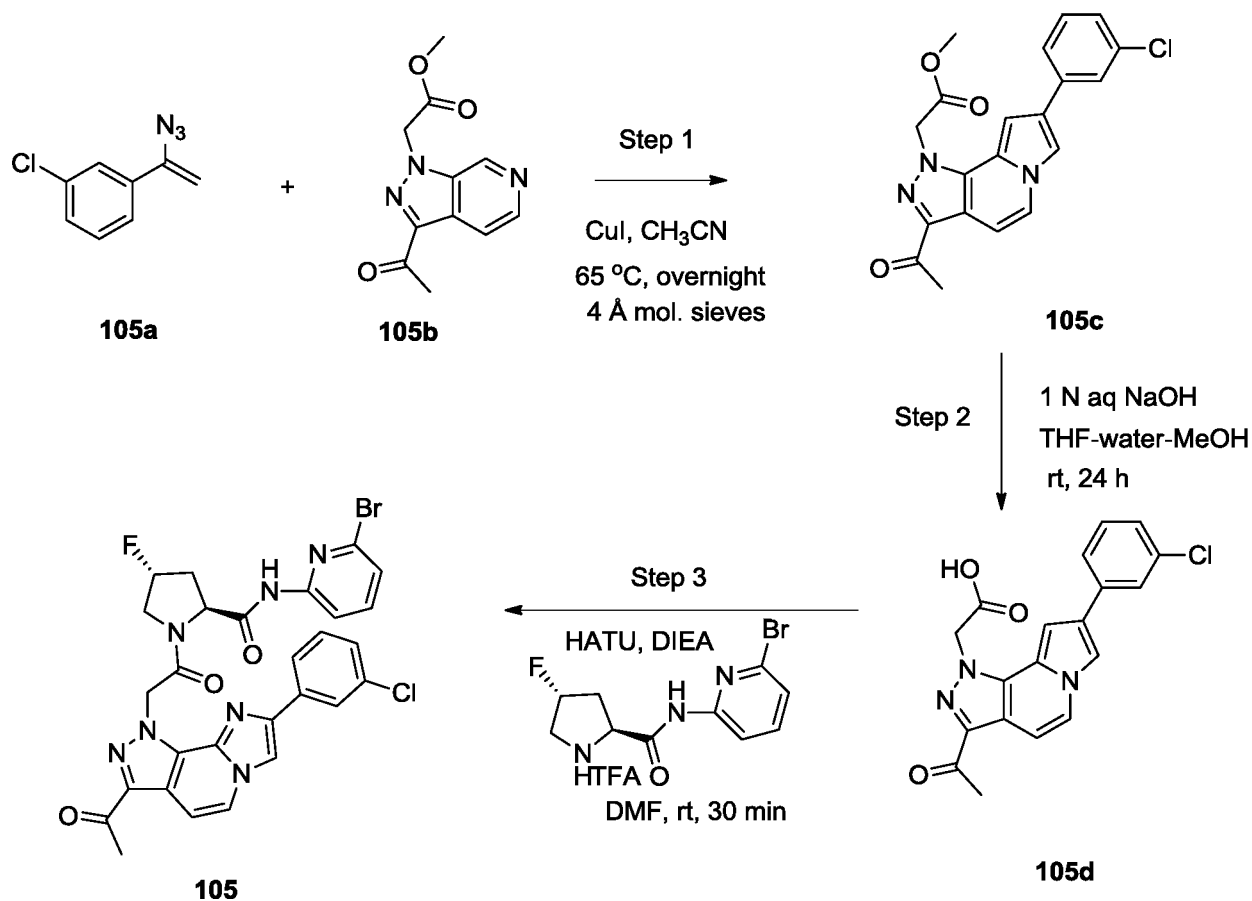
Step 4: 1-(2-((2S,4R)-2-((2'-Chloro-2-fluoro-[1,1'-biphenyl]-3-yl)carbamoyl)-4-fluoropyrrolidin-1-yl)-2-oxoethyl)-4,5,6,7-tetrahydro-1H-indazole-3-carboxylic acid (104f)

[0321] Compound **104e** from Step 3 (608 mg, 1.06 mmol) was dissolved in a mixture of MeOH-THF-H₂O (3 mL-3 mL-3 mL) and treated with LiOH (100 mg, 4.25 mmol). The reaction mixture was stirred overnight at rt. The volatiles were removed under reduced pressure and the remaining residue was acidified with 10% aq citric acid (10 mL). The solid **104f** was collected by filtration, washed with water, and dried in vacuo for use in the next step. LC/MS (EI) m/z: [M + H]⁺ 543.

Step 5: 1-(2-((2S,4R)-2-((2'-Chloro-2-fluoro-[1,1'-biphenyl]-3-yl)carbamoyl)-4-fluoropyrrolidin-1-yl)-2-oxoethyl)-4,5,6,7-tetrahydro-1H-indazole-3-carboxamide (104)

[0322] Acid **104f** (252 mg, 0.46 mmol) from Step 4 was mixed with NH₄Cl (125 mg, 2.32 mmol) in DMF (3 mL). To this solution was added HATU (262 mg, 0.69 mmol) followed by dropwise addition of DIEA (1.38 mmol, 0.24 mL). The mixture was stirred for 3 h at rt and the volatiles were removed under reduced pressure. The remaining residue was diluted with 10% aq sodium carbonate (15 mL) and water (15 mL), and then extracted with ethyl acetate (3 × 25 mL). The combined organic solution was washed with water and brine, and then dried over MgSO₄. The mixture was filtered and the filtrate was concentrated under reduced pressure. The remaining residue was purified by column chromatography to afford the title compound **104** (160 mg). ¹H NMR (400 MHz, DMSO-d₆, 300 K): (major rotamer) δ 1.53-1.61 (m, 4H), 1.99-2.16 (m, 1H), 2.38-2.41 (m, 3H), 2.54-2.56 (m, 2H), 3.40-3.53 (m, 1H), 3.93-4.07 (m, 1H), 4.68 (t, J = 8.8 Hz, 1H), 4.90-5.14 (m, 2H), 5.36-5.49 (1H), 6.93-7.19 (m, 4H), 7.32-7.43 (m, 3H), 7.52-7.54 (m, 1H), 7.92 (t, J = 6.8 Hz, 1H), 9.90 (s, 1H); ¹⁹F NMR (376 MHz, DMSO-d₆, 300K): (major rotamer) δ -126.8, -176.06. LC (method A): t_R = 2.02 min. LC/MS (EI) m/z: [M + H]⁺ 542.

Scheme 8: Synthesis of (2S,4R)-1-(2-(3-acetyl-8-(3-chlorophenyl)-1H-imidazo[1,2-a]pyrazolo[3,4-c]pyridin-1-yl)acetyl)-N-(6-bromopyridin-2-yl)-4-fluoropyrrolidine-2-carboxamide (105)



Step 1: Methyl 2-(3-acetyl-8-(3-chlorophenyl)-1H-pyrazolo[4,3-g]indolizin-1-yl)acetate (105c)

[0323] A mixture of 1-(1-azidovinyl)-3-chlorobenzene **105a** (0.05 g) (prepared as reported by Donthiri *et al. J. Org. Chem* **2014**, 79, 11277–11284), methyl 2-(3-acetyl-1H-pyrazolo[3,4-c]pyridin-1-yl)acetate **105b** (0.195 g), CuI (1 mg) and 4 Å molecular sieves was placed in a vial and dry acetonitrile (3 mL) was added. The sealed vial was heated at 65 °C for 24 h. The reaction mixture was allowed to cool to rt and the solvent was removed under reduced pressure. The remaining residue was purified by column chromatography (eluent: DCM) to give **105c** (20 mg) as a light orange solid.

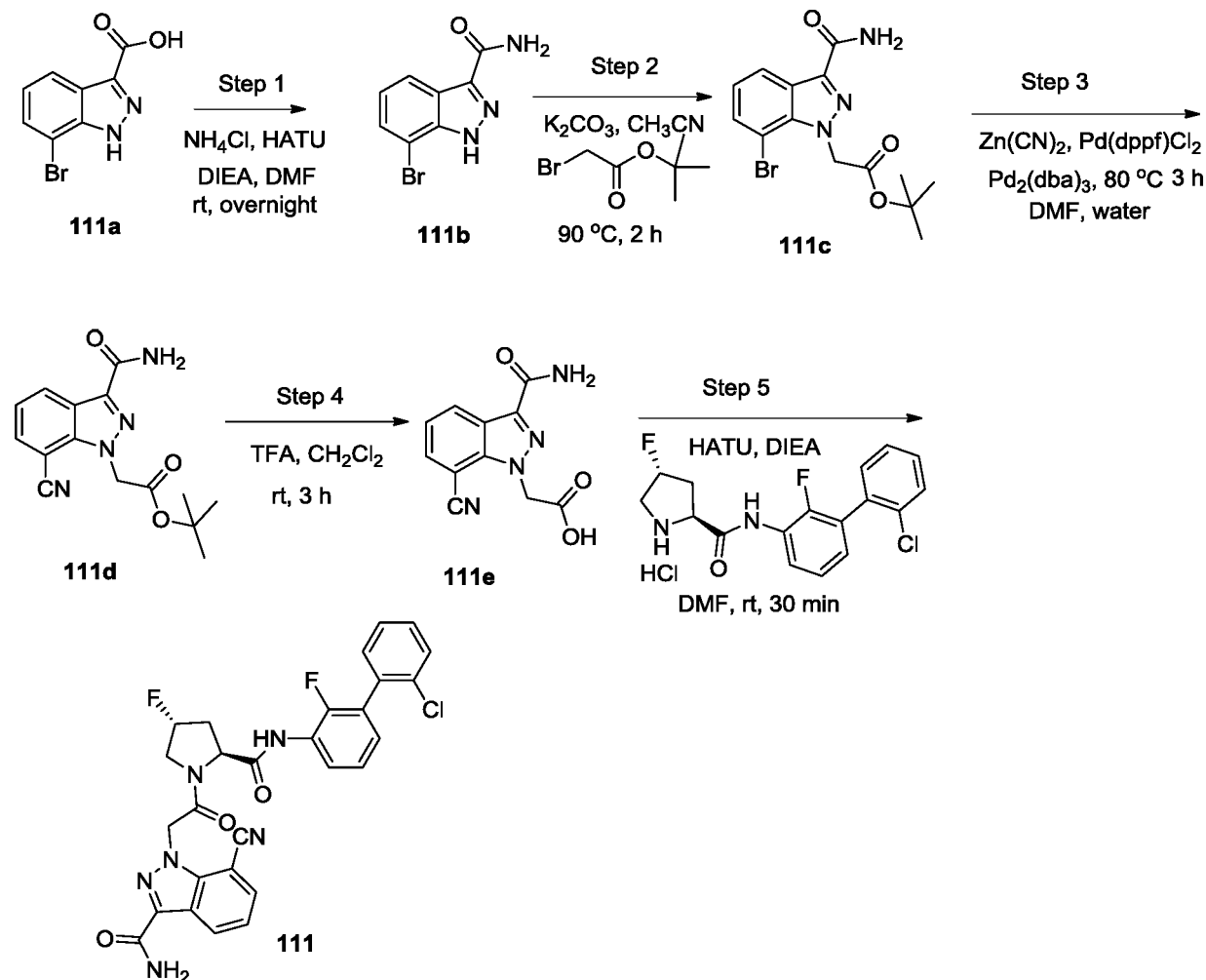
Step 2: 2-(3-Acetyl-8-(3-chlorophenyl)-1H-pyrazolo[4,3-g]indolizin-1-yl)acetic acid (105d)

[0324] The solid **105c** (20 mg, 0.052 mmol) from Step 1 was taken in THF (3 mL), water (0.3 mL), and MeOH (1 mL), and then 1 N aq NaOH (1 mL) was added. The resulting mixture was stirred at rt overnight and concentrated under reduced pressure. The remaining residue was diluted with EtOAc and water. The organic layer was separated and the aq layer was extracted repeatedly with EtOAc. The combined organic layer was dried and concentrated to give **105d** as a light yellow solid, which was used as such in the next step.

Step 3: (2S,4R)-1-(2-(3-Acetyl-8-(3-chlorophenyl)-1H-imidazo[1,2-a]pyrazolo[3,4-c]pyridin-1-yl)acetyl)-N-(6-bromopyridin-2-yl)-4-fluoropyrrolidine-2-carboxamide (105)

[0325] To a solution of 2-(3-acetyl-8-(3-chlorophenyl)-1H-pyrazolo[4,3-g]indolizin-1-yl)acetic acid **105d** (0.052 mmol) and (2S,4R)-N-(6-bromopyridin-2-yl)-4-fluoropyrrolidine-2-carboxamide TFA salt (0.05 mmol) in DMF (1 mL) cooled to 0–5 °C was added DIEA (47 µL). HATU (24 mg) was then added to this cooled solution and the cooling bath was removed. The reaction mixture was stirred at rt for 30 min and poured into water (10 mL) with stirring. The solid was isolated by filtration and purified by column chromatography (eluent: 0–1.5% MeOH in DCM) to afford **105** (10 mg) as light yellow solid. ¹H NMR (400 MHz, CDCl₃, 300 K): (major rotamer) δ 2.48-2.52 (m, 1H), 2.73 (s, 3H), 2.78-2.94 (m, 1H), 4.04-4.27 (m, 2H), 4.95 (t, J = 7.6 Hz, 1H), 5.51 (d, J = 52.4 Hz, 1H), 5.77 (d, J = 16 Hz, 1H), 5.88 (d, J = 16 Hz, 1H), 6.99 (d, J = 8.4 Hz, 1H), 7.19-7.23 (m, 2H), 7.54-7.56 (m, 1H), 7.69-7.71 (m, 2H), 7.75 (d, J = 8 Hz, 1H), 7.85 (s, 1H), 7.87 (d, J = 7.2 Hz, 1H), 8.97 (br s, 1H); ³¹F NMR (376 MHz, CDCl₃, 300 K): (major rotamer) δ -176.04; LC (method A): *t*_R = 2.60 min. LC/MS (EI) *m/z*: [M + H]⁺ 640.

Scheme 9: Synthesis of 1-(2-((2S,4R)-2-((2'-chloro-2-fluoro-[1,1'-biphenyl]-3-yl)carbamoyl)-4-fluoropyrrolidin-1-yl)-2-oxoethyl)-7-cyano-1H-indazole-3-carboxamide (111)



Step 1: 7-Bromo-1H-indazole-3-carboxamide (111b)

[0326] To a solution of bromoindazole **111a** (3 g) in DMF (30 mL) were added ammonium chloride (1.8 g) and DIEA (10.38 mL). The reaction mixture was cooled in an ice bath and then HATU (5.7 g) was added. The reaction mixture was warmed to rt and stirred overnight. The reaction mixture was poured into water (300 mL) containing LiOH (630 mg). The product was isolated by filtration and washed with water. The tan colored solid was dried under high vacuum to give **111b** (2.15 g).

Step 2: *tert*-Butyl 2-(7-bromo-3-carbamoyl-1H-indazol-1-yl)acetate (111c)

[0327] A mixture of 7-bromo-1H-indazole-3-carboxamide **111b** (2.15 g), *tert*-butyl bromoacetate (1.45 mL), and potassium carbonate (1.36 g) in anhydrous acetonitrile (40 mL) was refluxed for 2 h. The reaction mixture was then cooled to rt and the solvent was removed under reduced pressure. The remaining residue was sonicated with water (40 mL) and filtered. The solid obtained was washed thoroughly with water and further washed with 2:1 mixture of *tert*-butyl methyl ether and heptane (30 mL) and dried under high vacuum to give **111c** (2.5 g).

Step 3: *tert*-Butyl 2-(3-carbamoyl-7-cyano-1H-indazol-1-yl)acetate (111d)

[0328] A mixture of *tert*-butyl 2-(7-bromo-3-carbamoyl-1H-indazol-1-yl)acetate **111c** (0.5 g), zinc cyanide (0.198 g), Pd(dppf)Cl₂ (0.115 g), and Pd₂(dba)₃ (0.129 g) in DMF (5 mL) and water (1 mL) was bubbled with argon for 5 min. The vial was then sealed and heated at 80 °C for 3 h. After cooling the reaction mixture to rt, it was diluted with EtOAc. The mixture was then washed with water and a saturated aq NaHCO₃ solution. The separated organic layer was dried (Na₂SO₄) and concentrated. The remaining residue was purified by column chromatography (0–2% MeOH in DCM) to give a slightly yellow solid (0.3 g). The solid was then washed with ether (3 mL) to give **111d** (0.23 g) as a colorless solid.

Step 4: 2-(3-Carbamoyl-7-cyano-1H-indazol-1-yl)acetic acid (111e)

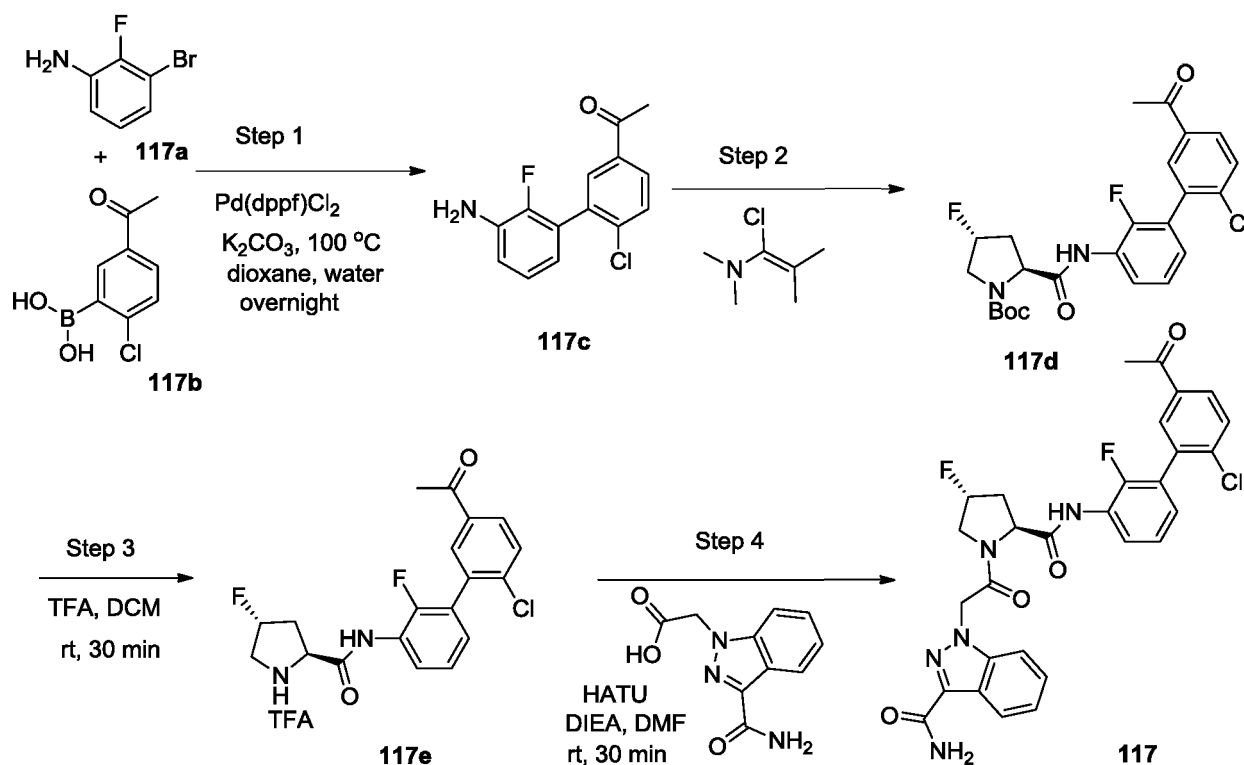
[0329] The title compound **111e** was prepared from *tert*-butyl 2-(3-carbamoyl-7-cyano-1H-indazol-1-yl)acetate (50 mg) in a manner similar to that described in Step 2 of Scheme 7, and used in the next step without further purification.

Step 5: 1-(2-((2S,4R)-2-((2'-Chloro-2-fluoro-[1,1'-biphenyl]-3-yl)carbamoyl)-4-fluoropyrrolidin-1-yl)-2-oxoethyl)-7-cyano-1H-indazole-3-carboxamid (111)

[0330] 2-(3-Carbamoyl-7-cyano-1H-indazol-1-yl)acetic acid **111e** from Step 4 above was coupled with (2S,4R)-N-(2'-chloro-2-fluoro-[1,1'-biphenyl]-3-yl)-4-fluoropyrrolidine-2-carboxamide hydrochloride using the procedure described in Step 6 of Scheme 3. The crude product was purified by column chromatography (0–2% MeOH in DCM) to afford the title compound **111** (50 mg). ¹H NMR (400 MHz, CD₃OD, 300 K): (major rotamer) δ 2.65–2.75 (m, 1H), 4.1–4.14 (m, 1H), 4.16–4.24 (m, 1H), 4.89 (t, J = 8.4 Hz, 1H), 5.52 (d, J = 52.8 Hz, 1H), 5.73

(d, $J = 17.6$ Hz, 1H), 5.89 (d, $J = 17.6$ Hz, 1H), 7.07 (t, $J = 7.2$ Hz, 1H), 7.19 (t, $J = 8$ Hz, 1H), 7.28-7.44 (m, 5H), 7.49-7.59 (m, 1H), 7.87 (d, $J = 7.2$ Hz, 1H), 7.91 (s, 1H), 7.97 (t, $J = 7.2$ Hz, 1H), 8.59 (d, $J = 8$ Hz, 1H). ^{31}F NMR (376 MHz, CD_3OD , 300 K): (major rotamer) δ -178.5, -128.8. LC (method A): $t_R = 2.09$ min. LC/MS (EI) m/z : $[\text{M} + \text{H}]^+$ 563.

Scheme 10: 1-(2-((2S,4R)-2-((5'-Acetyl-2'-chloro-2-fluoro-[1,1'-biphenyl]-3-yl)carbamoyl)-4-fluoropyrrolidin-1-yl)-2-oxoethyl)-1H-indazole-3-carboxamide (117)



Step 1: 1-(3'-Amino-6-chloro-2'-fluoro-[1,1'-biphenyl]-3-yl)ethanone (117c)

[0331] To a mixture of 3-bromo-2-fluoroaniline **117a** (1.0 g), (5-acetyl-2-chlorophenyl)boronic acid **117b** (3.132 g), $\text{Pd}(\text{dppf})\text{Cl}_2$ (0.860 g), and K_2CO_3 (3.64 g) under an atmosphere of argon was added dioxane (40 mL) and water (10 mL). The mixture was bubbled with argon for 5 min and heated with stirring at 100 °C overnight. The reaction mixture was then filtered through a pad of Celite® and the filtrate was concentrated under reduced pressure. The remaining residue was purified by column chromatography (0–0.5% MeOH in DCM) to afford **117c** (0.9 g) as orange-yellow oil.

Step 2: (2S,4R)-tert-Butyl 2-((5'-acetyl-2'-chloro-2-fluoro-[1,1'-biphenyl]-3-yl)carbamoyl)-4-fluoropyrrolidine-1-carboxylate (117d)

[0332] To an ice-cold solution of (2S,4R)-1-(tert-butoxycarbonyl)-4-fluoropyrrolidine-2-carboxylic acid (0.25 g, 1.07 mmol) in DCM (15 mL) was added 1-chloro-N,N,2-trimethylprop-1-en-1-amine (1.2 mmol, 0.16 mL, 1.1 equiv) dropwise with stirring. The stirring was continued for 3 h at this temperature. Solid 1-(3'-amino-6-chloro-2'-fluoro-[1,1'-biphenyl]-3-yl)ethanone **117c** (256 mg, 0.97 mmol) was then added, followed by DIEA (0.56 mL, 3.6 mmol, 3 equiv). The cooling bath was removed and the reaction mixture was stirred overnight at rt. The solvent was co-evaporated with MeOH (3 mL). The remaining residue was then dissolved in chloroform (30 mL) and washed successively with cold 1 N aq HCl (3 × 20 mL), water (30 mL), and a saturated aq NaHCO₃ solution (30 mL). The organic layer was dried (Na₂SO₄) and concentrated under reduced pressure. Finally, the residue was stirred with a 1:1 solution of DCM and heptane (15 mL). The product was isolated by filtration and dried under high vacuum to give **117d** (0.2 g) as a white solid.

Step 3: (2S,4R)-N-(5'-Acetyl-2'-chloro-2-fluoro-[1,1'-biphenyl]-3-yl)-4-fluoropyrrolidine-2-carboxamide TFA salt (117e)

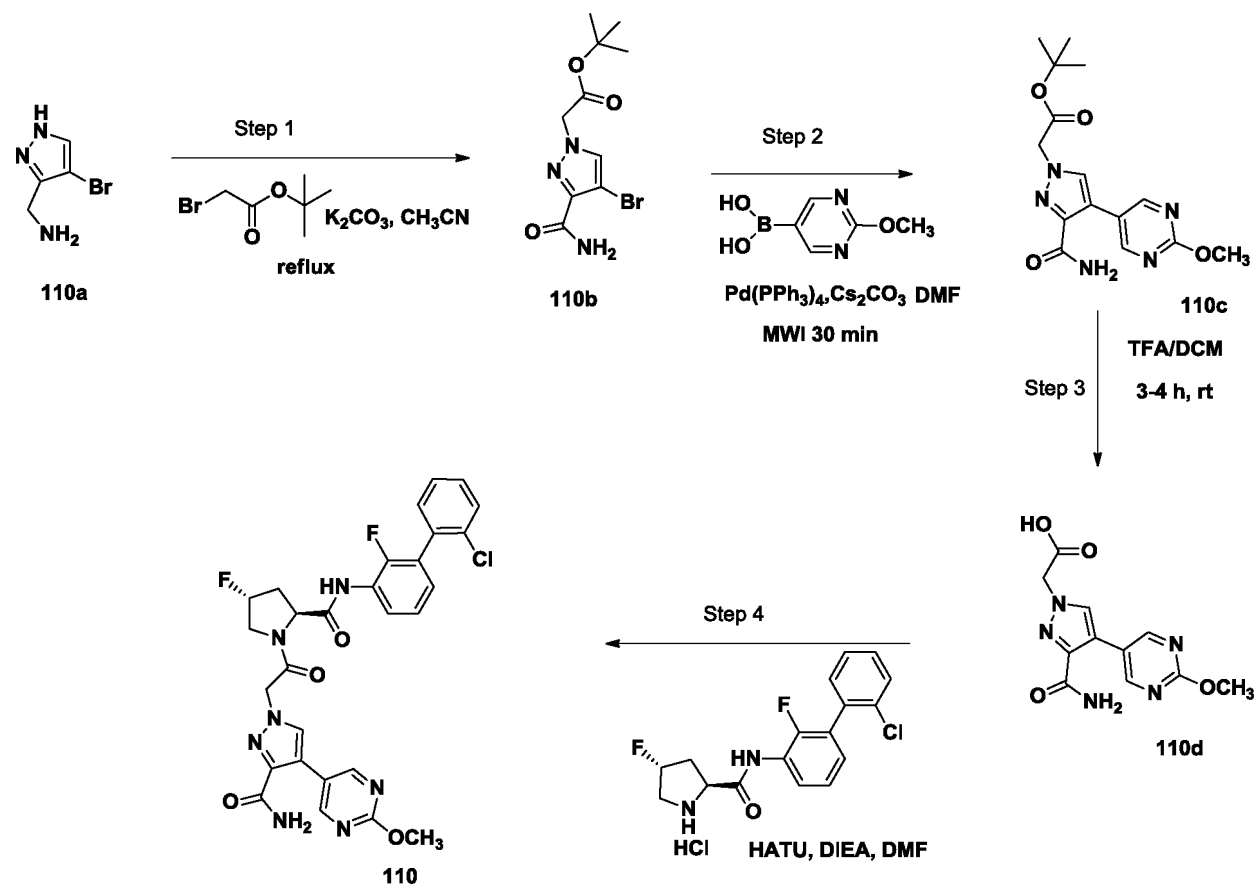
[0333] (2S,4R)-tert-Butyl 2-((5'-acetyl-2'-chloro-2-fluoro-[1,1'-biphenyl]-3-yl)carbamoyl)-4-fluoropyrrolidine-1-carboxylate **117d** (110 mg) was stirred in DCM (2 mL) and TFA (2 mL) for 30 min. The volatiles were removed under reduced pressure and the resulting residue **117e** was used as such for the next step.

Step 4: 1-(2-((2S,4R)-2-((5'-Acetyl-2'-chloro-2-fluoro-[1,1'-biphenyl]-3-yl)carbamoyl)-4-fluoropyrrolidin-1-yl)-2-oxoethyl)-1H-indazole-3-carboxamide (117)

[0334] The title compound **117** was prepared in a manner similar to that described in Step 3 of Scheme 8. Thus, (2S,4R)-N-(5'-acetyl-2'-chloro-2-fluoro-[1,1'-biphenyl]-3-yl)-4-fluoropyrrolidine-2-carboxamide TFA salt **117e** (obtained from Step 3) was coupled with 2-(3-carbamoyl-1H-indazol-1-yl)acetic acid (0.05 g) using HATU (0.104 g) and DIEA (0.2 mL) in DMF (1.5 mL). The crude product was purified by column chromatography (0–2% MeOH in DCM) to give **117** (60 mg). ¹H NMR (400 MHz, CD₃OD, 300 K): (major rotamer) δ 2.65–2.75 (m,

1H), 3.91-4.04 (m, 1H), 4.20-4.29 (m, 1H), 4.84 (t, $J = 8$ Hz, 1H), 5.48 (d, $J = 52$ Hz, 1H), 5.42 (d, $J = 17.2$ Hz, 1H), 5.57 (d, $J = 17.2$ Hz, 1H), 7.12 (t, $J = 6.8$ Hz, 1H), 7.21-7.32 (m, 2H), 7.43 (t, $J = 7.2$ Hz, 1H), 7.59 (d, $J = 8.4$ Hz, 1H), 7.65 (d, $J = 8.4$ Hz, 1H), 7.89 (s, 1H), 7.93 (s, 1H), 7.96-8.02 (m, 2H), 8.22 (d, $J = 8$ Hz, 1H). ^{31}F NMR (376 MHz, CD_3OD , 300 K): (major rotamer) δ -128.5, -178.6 ppm. LC (method A): $t_R = 1.92$ min. LC/MS (EI) m/z : $[\text{M} + \text{H}]^+ 580$.

Scheme 11: Synthesis of 1-(2-((2S,4R)-2-((2'-chloro-2-fluoro-[1,1'-biphenyl]-3-yl)carbamoyl)-4-fluoropyrrolidin-1-yl)-2-oxoethyl)-4-(2-methoxypyrimidin-5-yl)-1H-pyrazole-3-carboxamide (110)



Step 1: tert-Butyl 2-(4-bromo-3-carbamoyl-1H-pyrazol-1-yl)acetate (110b)

[0335] A mixture of 4-bromo-1H-pyrazole-3-carboxamide **110a** (1.0 g, 5.26 mmol), *tert*-butyl bromoacetate (1.13 g, 0.84 mL 5.78 mmol), and potassium carbonate (798 mg, 5.78 mmol) in anhydrous acetonitrile (20 mL) was refluxed for 5 h. The reaction mixture was then cooled to rt and the solvent was removed under reduced pressure. The residue was taken in a 1:1 mixture of

DCM and water (100 mL:100 mL). The two layers were separated and the organic layer was washed with water (2×100 mL). Finally, the organic layer was dried (Na_2SO_4) and concentrated. The resulting residue was purified by column chromatography to give tert-butyl 2-(4-bromo-3-carbamoyl-1H-pyrazol-1-yl)acetate **110b**.

Step 2: tert-Butyl 2-(3-carbamoyl-4-(2-methoxypyrimidin-5-yl)-1H-pyrazol-1-yl)acetate (110c)

[0336] A mixture of tert-butyl 2-(4-bromo-3-carbamoyl-1H-pyrazol-1-yl)acetate **110b** (150 mg, 0.49 mmol), (2-methoxypyrimidin-5-yl)boronic acid (154 mg, 1 mmol), cesium carbonate (380 mg, 1.17 mmol), and DMF (2 mL) was purged with argon in a pressure vessel for 5 min. Tetrakis(triphenylphosphine)palladium (0) (30 mg, 0.025 mmol) was then added under argon and the pressure vessel was sealed and irradiated with microwaves at 90 °C for 30 min. The reaction mixture was cooled to rt and the solvent was removed under reduced pressure. The remaining residue was purified by column chromatography to give **110c**.

Step 3: 2-(3-Carbamoyl-4-(2-methoxypyrimidin-5-yl)-1H-pyrazol-1-yl)acetic acid (110d)

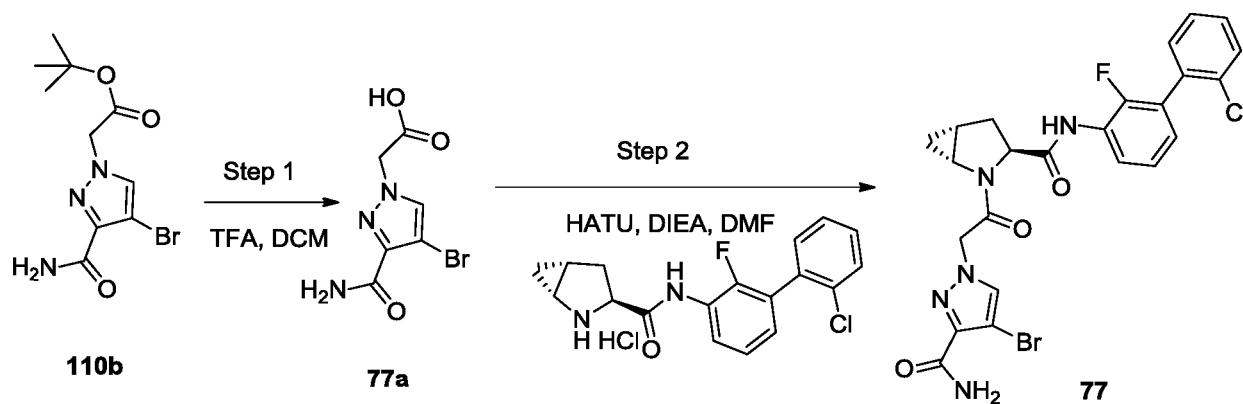
[0337] tert-Butyl 2-(3-carbamoyl-4-(2-methoxypyrimidin-5-yl)-1H-pyrazol-1-yl)acetate **110c** (120 mg, 0.36 mmol) in DCM (5 mL) was treated with TFA (5 mL). After completion of the reaction (as judged by LC-MS analysis), the solvent was removed under reduced pressure. The remaining material **110d** was used directly in the next step.

Step 4: 1-(2-((2S,4R)-2-((2'-Chloro-2-fluoro-[1,1'-biphenyl]-3-yl)carbamoyl)-4-fluoropyrrolidin-1-yl)-2-oxoethyl)-4-(2-methoxypyrimidin-5-yl)-1H-pyrazole-3-carboxamide (110)

[0338] 2-(3-Carbamoyl-4-(2-methoxypyrimidin-5-yl)-1H-pyrazol-1-yl)acetic acid **110d** (0.36 mmol) from Step 3 was dissolved in DMF (4 mL) and DIEA (1.8 mmol) was added, which was followed by the addition of (2S,4R)-N-(2'-chloro-2-fluoro-[1,1'-biphenyl]-3-yl)-4-fluoropyrrolidine-2-carboxamide hydrochloride (120 mg, 0.32 mmol) at 5 °C. HATU (287 mg, 0.76 mmol) was then added slowly at this temperature and the reaction mixture was stirred for 3 h at rt. The reaction mixture was then added to water (50 mL + 10 g solid NaCl) and extracted with DCM (2×25 mL). The organic layer was washed successively with an aq solution of NaHCO_3

(20 mL), water (20 mL), and brine (20 mL), then dried over Na₂SO₄ and concentrated under reduced pressure. The remaining residue was purified by column chromatography (eluted with DCM/CH₃OH) to give the title compound **110**. ¹H NMR (400 MHz, DMSO-d₆, 300 K): (major rotamer) δ 2.20-2.26 (m, 1H), 2.51-2.62 (m, 1H), 3.79-3.91 (m, 1H), 3.94 (s, 3H), 4.09-4.17 (m, 1H), 4.80 (t, J = 8.0 Hz, 1H), 5.17-5.41 (m, 2H), 5.50 (d, J = 7 Hz, 1H), 7.08 (t, J = 7.2 Hz, 1H), 7.24 (t, J = 8.0 Hz, 1H), 7.30 (s, 1H), 7.39-7.47 (m, 4H), 7.58-7.61 (m, 1H), 7.96-8.13 (m, 2H), 8.74 (s, 2H), 10.05 (s, 1H); ¹⁹F NMR (376 MHz, DMSO-d₆, 300 K): (major rotamer) δ -126.84, -175.97 ppm. LC (method A): t_R = 1.85 min. LC/MS (EI) m/z: [M + H]⁺ 596.

Scheme 12: Synthesis of (1R,3S,5R)-2-(2-(4-bromo-3-carbamoyl-1H-pyrazol-1-yl)acetyl)-N-(2'-chloro-2-fluoro-[1,1'-biphenyl]-3-yl)-2-azabicyclo[3.1.0]hexane-3-carboxamide (77)



Step 1: 2-(4-Bromo-3-carbamoyl-1H-pyrazol-1-yl)acetic acid (77a)

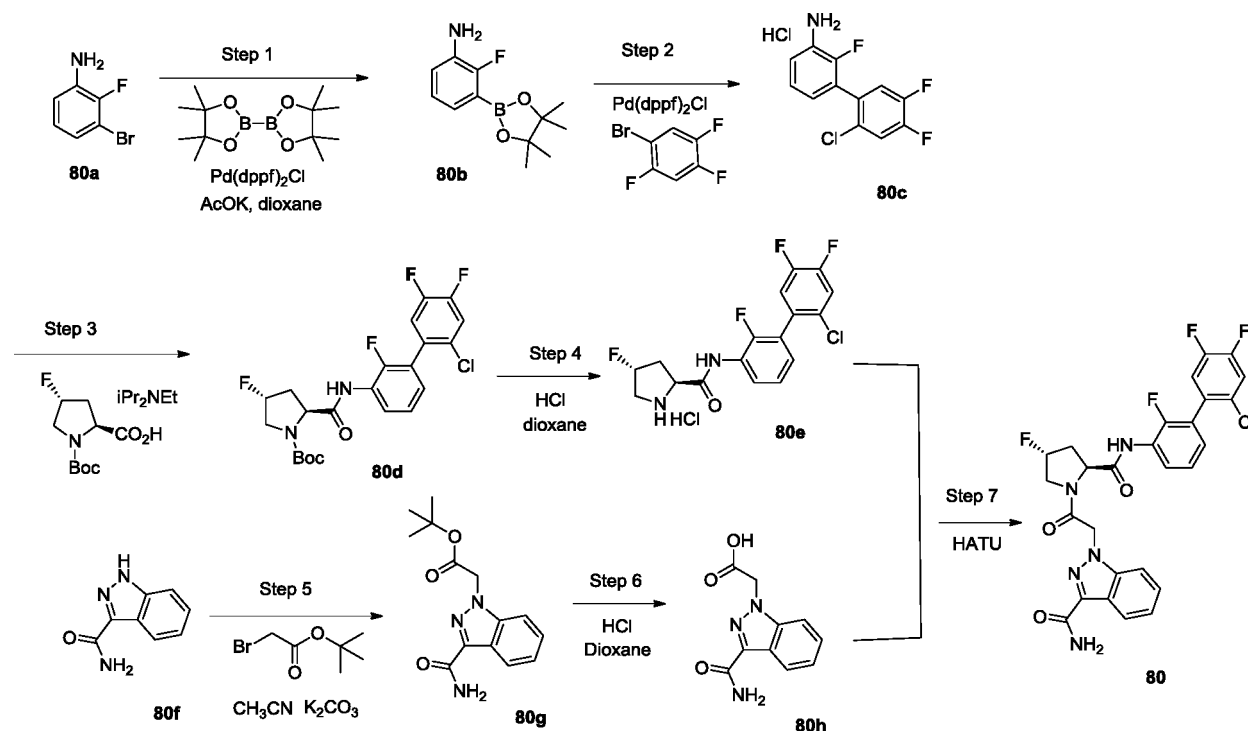
[0339] tert-Butyl 2-(4-bromo-3-carbamoyl-1H-pyrazol-1-yl)acetate **110b** (120 mg, 0.40 mmol) in DCM (5 mL) was treated with TFA (5 mL) in a similar manner to that described in Step 2 of Scheme 7. The volatiles were removed under reduced pressure and the remaining material was used directly in the next synthetic step.

Step 2: (1R,3S,5R)-2-(2-(4-Bromo-3-carbamoyl-1H-pyrazol-1-yl)acetyl)-N-(2'-chloro-2-fluoro-[1,1'-biphenyl]-3-yl)-2-azabicyclo[3.1.0]hexane-3-carboxamide (77)

[0340] The title compound **77** (50 mg) was prepared from 2-(4-bromo-3-carbamoyl-1H-pyrazol-1-yl)acetic acid **77a** and (1R,3S,5R)-N-(2'-chloro-2-fluoro-[1,1'-biphenyl]-3-yl)-2-azabicyclo[3.1.0]hexane-3-carboxamide hydrochloride (131 mg) in a manner similar to that

described in Scheme 5. ^1H NMR (400 MHz, DMSO- d_6 , 300 K): (major rotamer) δ 0.65 (d, J = 1.6 Hz, 1H), 0.97-1.02 (m, 1H), 1.86-1.88 (m, 1H), 2.24-2.29 (m, 2H), 3.66 (t, J = 5.2 Hz, 1H), 4.52-4.56 (m, 1H), 5.19-5.47 (m, 2H), 7.09 (t, J = 7.2 Hz, 1H), 7.24 (t, J = 8.0 Hz, 1H), 7.28 (s, 1H), 7.39-7.47 (m, 4H), 7.59-7.61 (m, 1H), 7.94 (t, J = 7.2 Hz, 1H), 7.99 (s, 1H), 9.79 (s, 1H); ^{19}F NMR (376 MHz, DMSO- d_6 , 300 K): (major rotamer) δ -126.64. LC (method A): t_R = 1.97 min. LC/MS (EI) m/z : $[\text{M} + \text{H}]^+$ 560.

Scheme 13: Synthesis of 1-(2-((2S,4R)-2-((2'-chloro-2,4',5'-trifluoro-[1,1'-biphenyl]-3-yl)carbamoyl)-4-fluoropyrrolidin-1-yl)-2-oxoethyl)-1H-indazole-3-carboxamide (80)



Step 1: 2-Fluoro-3-(4,4,5,5-tetramethyl-1,3,2-dioxaborolan-2-yl)aniline (80b)

[0341] A solution of 3-bromo-2-fluoroaniline (0.5g, 2.63 mmol), 4,4,4',4',5,5',5'-octamethyl-2,2'-bi(1,3,2-dioxaborolane) (1.67g, 6.6 mmol), and KOAc (0.77g) in dioxane (10 mL) was degassed and refilled with argon twice. To this solution was added Pd(dppf) $_2$ Cl $_2$ (289 mg) under an atmosphere of argon. The solution was heated at 90 °C for 15 h. The reaction mixture was cooled to rt and the volatiles were removed under reduced pressure. The remaining residue was purified by column chromatography to afford **80b** (803 mg).

Step 2: 2'-Chloro-2,4',5'-trifluoro-[1,1'-biphenyl]-3-amine hydrochloride (80c)

[0342] A solution of 2-fluoro-3-(4,4,5,5-tetramethyl-1,3,2-dioxaborolan-2-yl)aniline **80b** (26.0 g, 110 mmol), 1-bromo-2,4,5-trifluorobenzene (12.5 g, 60 mmol), and K₂CO₃ (38 g, 275 mmol) in co-solvent of dioxane (250 mL) and water (63 mL) was degassed and refilled with argon twice. To this solution was added Pd(dppf)₂Cl₂ (8.04g) under an atmosphere of argon. The solution was refluxed for 15 h. The reaction mixture was cooled to rt and the volatiles were removed under reduced pressure. The remaining residue was purified by column chromatography. The desired product fractions were collected and concentrated, and then the HCl salt **80c** was made by treatment with HCl/MeOH. 13.1 g of **80c** was obtained.

Step 3: (2S,4R)-tert-Butyl 2-((2'-chloro-2,4',5'-trifluoro-[1,1'-biphenyl]-3-yl)carbamoyl)-4-fluoropyrrolidine-1-carboxylate (80d)

[0343] To an ice-cold solution of (2S,4R)-1-(tert-butoxycarbonyl)-4-fluoropyrrolidine-2-carboxylic acid (9.5 g, 40.7 mmol) in DCM (200 mL) was added 1-chloro-N,N,2-trimethyl-1-propenylamine (5.92 mL, 1.1 equiv) dropwise with stirring. The stirring was continued for 3 h at this temperature, and then solid 2'-chloro-2,4',5'-trifluoro-[1,1'-biphenyl]-3-amine hydrochloride **80c** (13.1g, 44.5 mmol) was added, followed by DIEA (21.3 mL). The cooling bath was removed and the reaction mixture was stirred overnight at rt. The reaction mixture was then added to water (120 mL) and extracted with DCM (2 × 120 mL). The organic layer was washed successively with an aq solution of NaHCO₃ (20 mL), water (20 mL), and brine (20 mL), and then dried over Na₂SO₄ and concentrated under reduced pressure. The remaining residue was purified by column chromatography (eluted with hexanes/EtOAc) to give 14.1g of the desire title compound **80d**.

Step 4: (2S,4R)-N-(2'-Chloro-2,4',5'-trifluoro-[1,1'-biphenyl]-3-yl)-4-fluoropyrrolidine-2-carboxamide hydrochloride (80e)

[0344] (2S,4R)-tert-Butyl 2-((2'-chloro-2,4',5'-trifluoro-[1,1'-biphenyl]-3-yl)carbamoyl)-4-fluoropyrrolidine-1-carboxylate **80d** (1.0 g) was taken in 4 N HCl in dioxane (10 mL) and the resulting reaction mixture was stirred at rt for 2 h. The solvent was then removed under reduced pressure and the remaining residue **80e** was used directly without further purification.

Step 5: *tert*-Butyl 2-(3-carbamoyl-1H-indazol-1-yl)acetate (80g)

[0345] 1H-Indazole-3-carboxamide **80f** (56g, 347 mmol) was dissolved in CH₃CN (500 mL). To this solution were added *tert*-butyl 2-bromoacetate (82 g, 61.5 mL) and potassium carbonate (77.4 g, 560 mmol). The mixture was heated at 90 °C for 3 h under an atmosphere of argon. The reaction mixture was cooled to rt and filtered through a pad of Celite®. The solid cake was washed with CH₃CN (120 mL), and the combined filtrate was concentrated under reduced pressure. The remaining residue was purified by column chromatography to afford the title compound **80g** (70 g).

Step 6: 2-(3-Carbamoyl-1H-indazol-1-yl)acetic acid (80h)

[0346] *tert*-Butyl 2-(3-carbamoyl-1H-indazol-1-yl)acetate **80g** (1.0 g) was taken in 4 N HCl in dioxane (10 mL) and the resulting reaction mixture was stirred at rt for 2 h. The solvent was then removed under reduced pressure and the remaining residue **80h** was used directly without further purification.

Step 7: 1-(2-((2S,4R)-2-((2'-Chloro-2,4',5'-trifluoro-[1,1'-biphenyl]-3-yl)carbamoyl)-4-fluoropyrrolidin-1-yl)-2-oxoethyl)-1H-indazole-3-carboxamide (80)

[0347] To a solution of 2-(3-carbamoyl-1H-indazol-1-yl)acetic acid **80h** (5.3 g, 24.2 mmol), (2S,4R)-N-(2'-chloro-2,4',5'-trifluoro-[1,1'-biphenyl]-3-yl)-4-fluoropyrrolidine-2-carboxamide hydrochloride **80e** (9.0 g, 22.0 mmol) in DMF (50 mL) was added HATU (10 g) followed by dropwise addition of DIEA (18.0 mL) at rt. The mixture was stirred for 1 h at rt and the volatiles were removed under reduced pressure. The remaining residue was diluted with 10% aq sodium carbonate (50 mL) and extracted with ethyl acetate. The organic extract was washed with water and brine, then dried over MgSO₄. The solution was filtered and the filtrate was evaporated under reduced pressure. The remaining residue was purified by column chromatography to afford the title compound **80** (10.0 g). ¹H NMR (400 MHz, DMSO-d₆, 300 K): (major rotamer) δ 2.13-2.26 (m, 1H), 2.45-2.57 (m, 1H), 3.88-4.00 (m, 1H), 4.18-4.27 (m, 1H), 4.76 (t, J = 8.4 Hz, 1H), 5.43-5.68 (m, 3H), 7.07-7.09 (m, 1H), 7.20-7.27 (m, 2H), 7.35-7.42 (m, 2H), 7.59-7.64 (m, 2H), 7.85-7.89 (m, 1H), 7.91-7.99 (m, 1H), 8.17 (d, J = 8.4 Hz, 1H), 10.00 (s, 1H). ¹⁹F NMR (376 MHz, DMSO-d₆, 300K): (major rotamer) δ -126.7, -135.8, -139.4, -175.9. LC (method A): t_R = 2.28 min. LC/MS (EI) m/z: [M + H]⁺ 574.

EXAMPLE 7. NON-LIMITING EXAMPLES OF COMPOUNDS OF FORMULA I

[0348] Table 1 shows illustrative compounds of Formula I with characterizing data. The assay of Example 8 was used to determine the IC₅₀'s of the compounds. Other standard factor D inhibition assays are also available. Three ***s are used to denote compounds with an IC₅₀ less than 1 micromolar; two **s indicate compound with an IC₅₀ between 1 micromolar and 10 micromolar, and one * denotes compounds with an IC₅₀ greater than 10 micromolar.

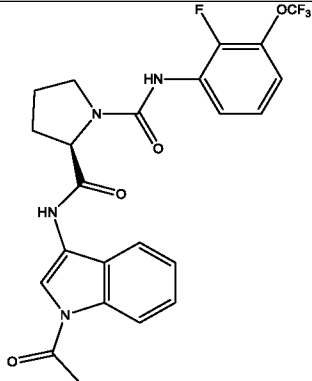
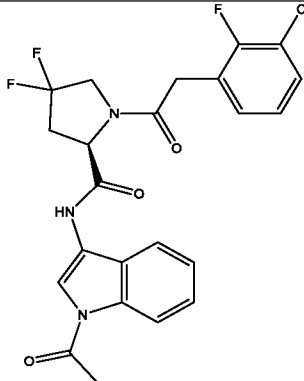
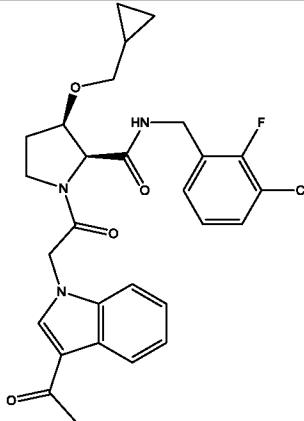
TABLE 1

Cmp No.	Structure	Name	IC ₅₀	RT min (Method A or B)	MS (M+1)
1		(2S,3aS,7aS)-1-(2-(3-acetyl-1H-indol-1-yl)acetyl)-N-(3-chloro-2-fluorobenzyl)octahydro-1H-indole-2-carboxamide	***	2.33 (A)	510
2		(S)-N1-(1-carbamoyl-1H-indol-3-yl)-N2-(3-chloro-2-fluorobenzyl)indoline-1,2-dicarboxamide	**	2.04 (A)	506
3		(2S,4R)-N2-(1-acetyl-1H-indol-3-yl)-N1-(3-chloro-2-fluorobenzyl)-4-fluoropyrrolidine-1,2-dicarboxamide	*	2.07 (A)	475

Cmp No.	Structure	Name	IC ₅₀	RT min (Method A or B)	MS (M+1)
4		(2S,4S)-N2-(1-acetyl-1H-indol-3-yl)-N1-(3-chloro-2-fluorobenzyl)-4-fluoropyrrolidine-1,2-dicarboxamide	*	2.05 (A)	475
5		(2S,4S)-N2-(1-acetyl-1H-indol-3-yl)-N1-benzyl-4-fluoropyrrolidine-1,2-dicarboxamide	*	1.78 (A)	423
6		(2S,4R)-N1-(1-carbamoyl-1H-indol-3-yl)-N2-(3-chloro-2-fluorophenylsulfonyl)-4-fluoropyrrolidine-1,2-dicarboxamide	*	1.33 (A)	526
7		(2S,4R)-N1-(1-acetyl-1H-indol-3-yl)-N2-(3-chloro-2-fluorophenylsulfonyl)-4-fluoropyrrolidine-1,2-dicarboxamide	*	1.67 (A)	525

Cmp No.	Structure	Name	IC ₅₀	RT min (Method A or B)	MS (M+1)
8		(R)-N2-(1-acetyl-1H-indol-3-yl)-N1-(3-chloro-2-fluorobenzyl)-4,4-difluoropyrrolidine-1,2-dicarboxamide	*	2.25 (A)	493
9		(R)-N2-(1-acetyl-1H-indol-3-yl)-N1-(3-chloro-2-fluorobenzyl)pyrrolidine-1,2-dicarboxamide	*	2.14 (A)	457
10		3-((2S,4R)-2-(5-(3-chlorophenyl)-1H-imidazol-2-yl)-4-fluoropyrrolidine-1-carboxamido)-1H-indole-1-carboxamide	**	1.49 (A)	467
11		2-(3-acetyl-1H-indol-1-yl)-1-((2S,4R)-2-(5-(3-chlorophenyl)-1H-imidazol-2-yl)-4-fluoropyrrolidin-1-yl)ethanone	*	1.46 (A)	465

Cmp No.	Structure	Name	IC ₅₀	RT min (Method A or B)	MS (M+1)
12		3-((2S,4R)-2-(5-(6-bromopyridin-2-yl)-1H-imidazol-2-yl)-4-fluoropyrrolidine-1-carboxamido)-1H-indole-1-carboxamide	**	1.34 (A)	512
13		2-(3-acetyl-1H-indol-1-yl)-1-((2S,4R)-2-(5-(6-bromopyridin-2-yl)-1H-imidazol-2-yl)-4-fluoropyrrolidin-1-yl)ethanone	**	1.43 (A)	510
14		3-((2S,4R)-2-(5-chloro-1H-benzo[d]imidazol-2-yl)-4-fluoropyrrolidine-1-carboxamido)-1H-indole-1-carboxamide	**	1.42 (A)	441
15		2-(3-acetyl-1H-indol-1-yl)-1-((2S,4R)-2-(5-chloro-1H-benzo[d]imidazol-2-yl)-4-fluoropyrrolidin-1-yl)ethanone	*	1.54 (A)	439

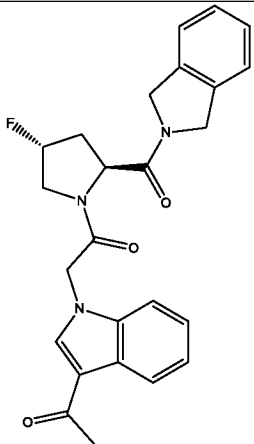
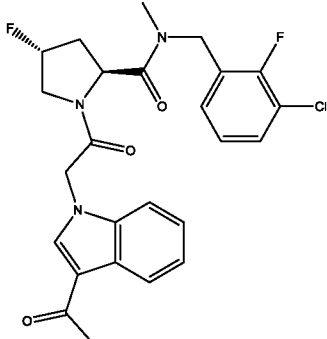
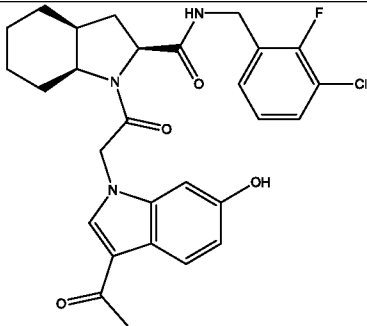
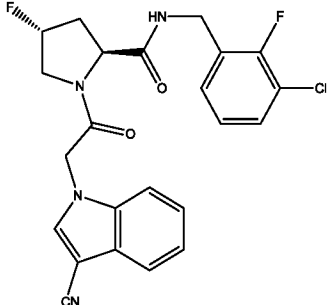
Cmp No.	Structure	Name	IC ₅₀	RT min (Method A or B)	MS (M+1)
16		(R)-N2-(1-acetyl-1H-indol-3-yl)-N1-(2-fluoro-3-(trifluoromethoxy)phenyl)pyrrolidine-1,2-dicarboxamide	*	2.30 (A)	493
17		(R)-N-(1-acetyl-1H-indol-3-yl)-1-(2-(3-chloro-2-fluorophenyl)acetyl)-4,4-difluoropyrrolidine-2-carboxamide	*	2.28 (A)	478
18		(2S,3R)-1-(2-(3-acetyl-1H-indol-1-yl)acetyl)-N-(3-chloro-2-fluorobenzyl)-3-(cyclopropylmethoxy)pyrrolidine-2-carboxamide	***	2.12 (A)	526

Cmp No.	Structure	Name	IC ₅₀	RT min (Method A or B)	MS (M+1)
19		(2S,4R)-N1-(1-acetyl-1H-indol-3-yl)-N2-(3-chloro-2-fluorobenzyl)-4-(7-methoxy-2-phenylquinolin-4-yloxy)pyrrolidine-1,2-dicarboxamide	*	2.10 (A)	706
20		1,3-bis(1-acetyl-1H-indol-3-yl)urea	*	1.98 (A)	375
21		(2S,3S,4S)-1-(2-(3-acetyl-6-hydroxy-1H-indol-1-yl)acetyl)-N-(3-chloro-2-fluorobenzyl)-3-(cyclopropylmethoxy)-4-fluoropyrrolidine-2-carboxamide	***	1.91 (A)	560

Cmp No.	Structure	Name	IC ₅₀	RT min (Method A or B)	MS (M+1)
22		(1R,3S,5R)-N-(3-chloro-2-fluorobenzyl)-2-(2-(3-(cyclopropanecarbonyl)-1H-indol-1-yl)acetyl)-2-azabicyclo[3.1.0]hexane-3-carboxamide	***	2.07 (A)	494
23		(1R,2R)-N1-(1-carbamoyl-1H-indol-3-yl)-N2-(3-chloro-2-fluorobenzyl)cyclopentane-1,2-dicarboxamide	**	1.87 (A)	457
24		(2S,4R)-N-(3-chloro-2-fluorobenzyl)-1-(2-(3-(cyclopropanecarbonyl)-1H-indol-1-yl)acetyl)-4-fluoropyrrolidine-2-carboxamide	***	2.02 (A)	500
25		(2S)-1-(2-(3-acetyl-6-hydroxy-1H-indol-1-yl)acetyl)-N-(3-chloro-2-fluorobenzyl)-3-(cyclopropylmethoxy)-4-fluoropyrrolidine-2-carboxamide	***	1.82 (A)	560

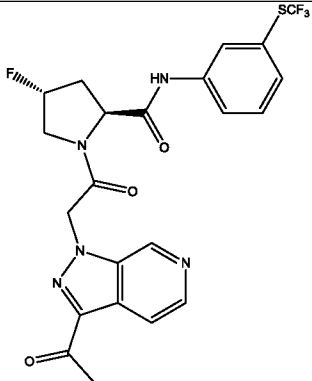
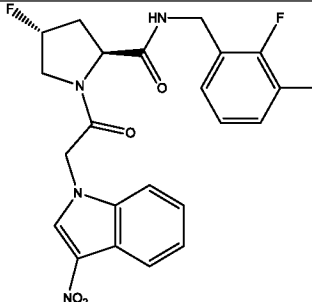
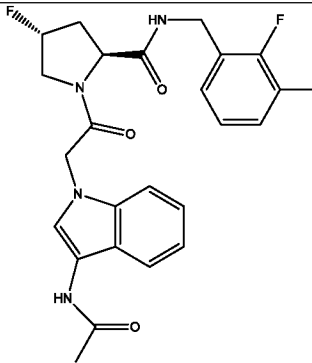
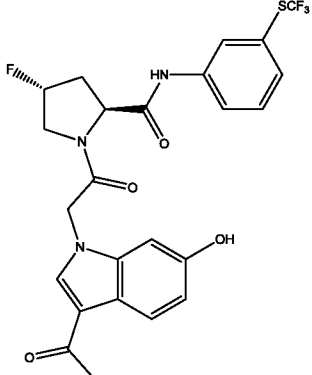
Cmp No.	Structure	Name	IC ₅₀	RT min (Method A or B)	MS (M+1)
26		(1R,2R)-N1-(1-carbamoylindolin-3-yl)-N2-(3-chloro-2-fluorobenzyl)cyclopentane-1,2-dicarboxamide	*	1.35 (A)	459
27		2-(3-acetyl-1H-indol-1-yl)-1-((2S,4R)-4-fluoro-2-((4-(4-fluorophenyl)-1H-1,2,3-triazol-1-yl)methyl)pyrrolidin-1-yl)ethanone	*	1.72 (A)	464
28		3-((2S,4R)-4-fluoro-2-((4-(4-fluorophenyl)-1H-1,2,3-triazol-1-yl)methyl)pyrrolidine-1-carboxamido)-1H-indole-1-carboxamide	*	1.60 (A)	466

Cmp No.	Structure	Name	IC ₅₀	RT min (Method A or B)	MS (M+1)
29		(2S,4R)-1-(2-(3-acetyl-1H-indol-1-yl)acetyl)-N-(3-chloro-2-fluorobenzyl)-4-(7-methoxy-2-phenylquinolin-4-yloxy)pyrrolidine-2-carboxamide	*	2.00 (A)	705
30		(2S,4R)-2-((4-(3-chloro-4-fluorophenyl)-1H-1,2,3-triazol-1-yl)methyl)-4-fluoropyrrolidine-1-carboxamide	*	1.15 (A)	342
31		N1-(1-carbamoyl-1H-indol-3-yl)-N2-(3-chloro-2-fluorobenzyl)cyclopent-1-ene-1,2-dicarboxamide	*	1.97 (A)	455
32		(2S,4R)-N-(3-chloro-2-fluorobenzyl)-1-(2-(3-(1-(cyanoimino)ethyl)-1H-indol-1-yl)acetyl)-4-fluoropyrrolidine-2-carboxamide	**	1.48 (A)	498

Cmp No.	Structure	Name	IC ₅₀	RT min (Method A or B)	MS (M+1)
33		2-(3-acetyl-1H-indol-1-yl)-1-((2S,4R)-4-fluoro-2-(isoindoline-2-carbonyl)pyrrolidin-1-yl)ethanone	*	0.95 (A)	434
34		(2S,4R)-1-(2-(3-acetyl-1H-indol-1-yl)acetyl)-N-(3-chloro-2-fluorobenzyl)-4-fluoro-N-methylpyrrolidine-2-carboxamide	*	1.35 (A)	488
35		(2S,3aS,7aS)-1-(2-(3-acetyl-6-hydroxy-1H-indol-1-yl)acetyl)-N-(3-chloro-2-fluorobenzyl)octahydro-1H-indole-2-carboxamide	***	1.30 (A)	526
36		(2S,4R)-N-(3-chloro-2-fluorobenzyl)-1-(2-(3-cyano-1H-indol-1-yl)acetyl)-4-fluoropyrrolidine-2-carboxamide	***	1.38 (A)	457

Cmp No.	Structure	Name	IC ₅₀	RT min (Method A or B)	MS (M+1)
37		(2S,4R)-N-(3-chloro-2-fluorobenzyl)-4-fluoro-1-(2-(4-oxo-3,4-dihydro-1H-carbazol-9(2H)-yl)acetyl)pyrrolidine-2-carboxamide	***	1.18 (A)	500
38		tert-butyl (S)-1-((2S,4R)-2-(3-chloro-2-fluorobenzylcarbamoyl)-4-fluoropyrrolidin-1-yl)-3-(1H-indol-3-yl)-1-oxopropan-2-ylcarbamate	*	1.66 (A)	561
39		(2S,4R)-1-((S)-2-amino-3-(1H-indol-3-yl)propanoyl)-N-(3-chloro-2-fluorobenzyl)-4-fluoropyrrolidine-2-carboxamide	*	0.40 (A)	461
40		2-(3-acetyl-6-hydroxy-1H-indol-1-yl)-1-((2S,4R)-2-(5-(6-bromopyridin-2-yl)-1H-imidazol-2-yl)-4-fluoropyrrolidin-1-yl)ethanone	**	0.93 (A)	526

Cmp No.	Structure	Name	IC ₅₀	RT min (Method A or B)	MS (M+1)
41		(S)-7-(2-(3-acetyl-6-hydroxy-1H-indol-1-yl)acetyl)-N-(2-fluoro-3-(trifluoromethoxy)phenyl)-1,4-dioxo-7-azaspiro[4.4]nonane-8-carboxamide	**	1.21 (A)	566
42		(2S,4R)-1-(2-(3-acetyl-1H-indol-1-yl)acetyl)-N-(2,3-dihydro-1H-inden-1-yl)-4-fluoropyrrolidine-2-carboxamide	**	1.06 (A)	448
43		(2S,4R)-1-(2-(3-acetyl-1H-indol-1-yl)acetyl)-N-(2,3-dihydro-1H-inden-2-yl)-4-fluoropyrrolidine-2-carboxamide	***	1.05 (A)	448
44		(2S,4R)-1-(2-(3-acetyl-1H-indol-1-yl)acetyl)-N-(4-chloro-2,3-dihydro-1H-inden-1-yl)-4-fluoropyrrolidine-2-carboxamide	**	1.15 (A)	482

Cmp No.	Structure	Name	IC ₅₀	RT min (Method A or B)	MS (M+1)
45		(2S,4R)-1-(2-(3-acetyl-1H-pyrazolo[3,4-c]pyridin-1-yl)acetyl)-4-fluoro-N-(3-(trifluoromethylthio)phenyl)pyrrolidine-2-carboxamide	***	1.16 (A)	511
46		(2S,4R)-N-(3-chloro-2-fluorobenzyl)-4-fluoro-1-(2-(3-nitro-1H-indol-1-yl)acetyl)pyrrolidine-2-carboxamide	***	1.37 (A)	477
47		(2S,4R)-1-(2-(3-acetamido-1H-indol-1-yl)acetyl)-N-(3-chloro-2-fluorobenzyl)-4-fluoropyrrolidine-2-carboxamide	***	1.01 (A)	489
48		(2S,4R)-1-(2-(3-acetyl-6-hydroxy-1H-indol-1-yl)acetyl)-4-fluoro-N-(3-(trifluoromethylthio)phenyl)pyrrolidine-2-carboxamide	***	1.09 (A)	524

Cmp No.	Structure	Name	IC ₅₀	RT min (Method A or B)	MS (M+1)
49		(2S,4R)-N-(3-chloro-2-fluorobenzyl)-1-(2-(1,1-dioxido-2H-benzo[c][1,2,4]thiadiazin-3-yl)acetyl)-4-fluoropyrrolidine-2-carboxamide	**	0.86 (A)	497
50		(2S,4R)-N-(3-chloro-2-fluorobenzyl)-4-fluoro-1-(2-(pyridin-3-yl)thiazole-4-carbonyl)pyrrolidine-2-carboxamide	*	0.77 (A)	463
51		(2S,4R)-1-(6-acetamidonicotinoyl)-N-(3-chloro-2-fluorobenzyl)-4-fluoropyrrolidine-2-carboxamide	*	0.55 (A)	437
52		(2S,4R)-N-(3-chloro-2-fluorobenzyl)-4-fluoro-1-(2-(3-iodo-1H-pyrazolo[3,4-c]pyridin-1-yl)acetyl)pyrrolidine-2-carboxamide	***	1.00 (A)	560
53		diethyl 1-(2-((2S,4R)-2-(3-chloro-2-fluorobenzylcarbamoyl)-4-fluoropyrrolidin-1-yl)-2-oxoethyl)-1H-pyrazolo[3,4-c]pyridin-3-ylphosphonate	**	0.82 (A)	570

Cmp No.	Structure	Name	IC ₅₀	RT min (Method A or B)	MS (M+1)
54		(2S,4R)-N2-(3-chloro-2-fluorobenzyl)-N1-(1-(cyclopropanecarbonyl)-1H-indol-3-yl)-4-fluoropyrrolidine-1,2-dicarboxamide	***	1.28 (A)	501
55		(2S,4R)-1-(2-(3-acetyl-1H-indol-1-yl)propanoyl)-N-(3-chloro-2-fluorobenzyl)-4-fluoropyrrolidine-2-carboxamide	*	1.17 (A)	488
56		(2S,4R)-1-(2-(3-acetyl-1H-indol-1-yl)-2-methylpropanoyl)-N-(3-chloro-2-fluorobenzyl)-4-fluoropyrrolidine-2-carboxamide	*	1.96 (A)	502
57		1-(2-((2S,4R)-2-(3-chloro-2-fluorobenzylcarbamoyl)-4-fluoropyrrolidin-1-yl)-2-oxoethyl)-1H-pyrazolo[3,4-c]pyridin-3-ylphosphonic acid	*	0.72 (A)	514

Cmp No.	Structure	Name	IC ₅₀	RT min (Method A or B)	MS (M+1)
58		(2S,4R)-1-(2-(4-acetylnaphthalen-1-yl)acetyl)-N-(3-chloro-2-fluorobenzyl)-4-fluoropyrrolidine-2-carboxamide	**	2.04 (A)	485
59		diethyl 3-(((2S,4R)-1-(2-(3-acetyl-1H-indol-1-yl)acetyl)-4-fluoropyrrolidine-2-carboxamido)-5-chlorophenyl)phosphonate	**	1.89 (A)	578
60		ethyl hydrogen 1-(2-(((2S,4R)-2-(3-chloro-2-fluorobenzylcarbamoyl)-4-fluoropyrrolidin-1-yl)-2-oxoethyl)-1H-pyrazolo[3,4-c]pyridin-3-yl)phosphonate	**	0.86 (A)	542
61		diethyl 3-(((2S,4R)-1-(2-(3-acetyl-1H-indol-1-yl)acetyl)-4-fluoropyrrolidine-2-carboxamido)methyl)-5-chloro-4-fluorophenylphosphonate	***	1.82 (A)	610

Cmp No.	Structure	Name	IC ₅₀	RT min (Method A or B)	MS (M+1)
62		(2S,3aR,6aR)-1-(2-(3-acetyl-6-hydroxy-1H-indol-1-yl)acetyl)-N-(3-chloro-2-fluorobenzyl)octahydrocyclopenta[b]pyrrole-2-carboxamide	***	1.88 (A)	512
63		3-(((2S,4R)-1-(2-(3-acetyl-1H-indol-1-yl)acetyl)-4-fluoropyrrolidine-2-carboxamido)methyl)-5-chloro-4-fluorophenylphosphonic acid	***	0.98 (A)	554
64		(2S,4R)-1-(2-(3-acetyl-6-hydroxy-1H-indol-1-yl)acetyl)-N-((1R,2S)-1-(cyclopropylsulfonylcarbonyl)-2-vinylcyclopropyl)-4-fluoropyrrolidine-2-carboxamide	**	1.16 (A)	561
65		(2S,4R)-N-(3-chloro-2-fluorobenzyl)-1-(2-(1,1-dioxido-4H-benzo[e][1,2,4]thiadiazin-4-yl)acetyl)-4-fluoropyrrolidine-2-carboxamide	*	1.25 (A)	497

Cmp No.	Structure	Name	IC ₅₀	RT min (Method A or B)	MS (M+1)
66		(2S,3aR,7aR)-1-(2-(3-acetyl-6-hydroxy-1H-indol-1-yl)acetyl)-N-(3-chloro-2-fluorobenzyl)octahydro-1H-indole-2-carboxamide	**	1.93 (A)	526
67		tert-butyl 9-(2-((2S,4R)-2-(3-chloro-2-fluorobenzylcarbamoyl)-4-fluoropyrrolidin-1-yl)-2-oxoethyl)-3,4-dihydro-1H-pyrido[3,4-b]indole-2(9H)-carboxylate	*	2.71 (A)	587
68		(2S,4R)-N-(3-chloro-2-fluorobenzyl)-1-(2-(3,4-dihydro-1H-pyrido[3,4-b]indol-9(2H)-yl)acetyl)-4-fluoropyrrolidine-2-carboxamide	*	1.38 (A)	487
69		(2S,4R)-N-(3-chloro-2-fluorobenzyl)-4-fluoro-1-(2-(2-(methylsulfonyl)-3,4-dihydro-1H-pyrido[3,4-b]indol-9(2H)-yl)acetyl)pyrrolidine-2-carboxamide	**	2.06 (A)	565

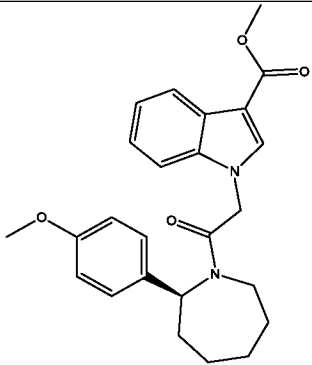
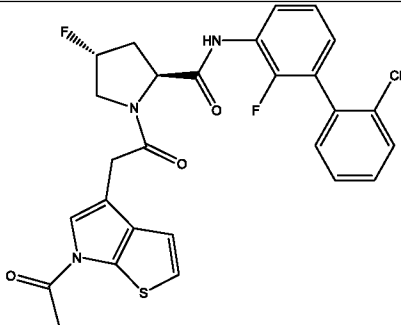
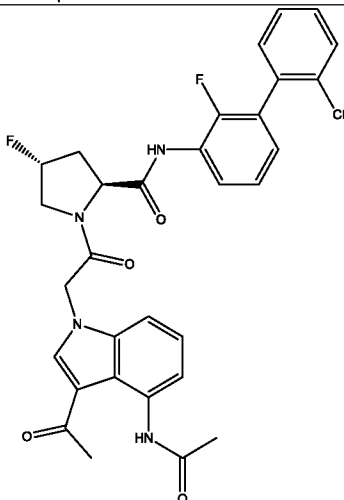
Cmp No.	Structure	Name	IC ₅₀	RT min (Method A or B)	MS (M+1)
70		ethyl 3-(9-(2-((2S,4R)-2-(3-chloro-2-fluorobenzylcarbamoyl)-4-fluoropyrrolidin-1-yl)-2-oxoethyl)-3,4-dihydro-1H-pyrido[3,4-b]indol-2(9H)-yl)-3-oxopropanoate	*	2.16 (A)	601
71		(2S,4R)-1-(2-(1-acetyl-1H-indol-3-yl)-2-oxoacetyl)-N-(3-chloro-2-fluorobenzyl)-4-fluoropyrrolidine-2-carboxamide	*	2.31 (A)	488
72		4-(9-(2-((2S,4R)-2-(3-chloro-2-fluorobenzylcarbamoyl)-4-fluoropyrrolidin-1-yl)-2-oxoethyl)-3,4-dihydro-1H-pyrido[3,4-b]indol-2(9H)-yl)-4-oxobutanoic acid	*	1.88 (A)	587
73		(2S,4R)-1-(2-(3-(1H-pyrazol-4-yl)-1H-pyrazolo[3,4-c]pyridin-1-yl)acetyl)-N-(3-chloro-2-fluorobenzyl)-4-fluoropyrrolidine-2-carboxamide	***	1.00 (A)	500

Cmp No.	Structure	Name	IC ₅₀	RT min (Method A or B)	MS (M+1)
74		(2S,4R)-N-(3-chloro-2-fluorobenzyl)-4-fluoro-1-(2-(3-(1-fluorovinyl)-1H-pyrazolo[3,4-c]pyridin-1-yl)acetyl)pyrrolidine-2-carboxamide	***	1.61 (A)	478
75		(2S,4R)-1-(2-(3-(1H-imidazol-5-yl)-1H-pyrazolo[3,4-c]pyridin-1-yl)acetyl)-N-(3-chloro-2-fluorobenzyl)-4-fluoropyrrolidine-2-carboxamide	***	0.84 (A)	500
76		(2S,4R)-N-(3-chloro-2-fluorobenzyl)-4-fluoro-1-(2-(3-sulfamoyl-1H-indol-1-yl)acetyl)pyrrolidine-2-carboxamide	***	1.62 (A)	511
77		(1R,3S,5R)-2-(2-(4-bromo-3-carbamoyl-1H-pyrazol-1-yl)acetyl)-N-(2'-chloro-2-fluorobiphenyl-3-yl)-2-azabicyclo[3.1.0]hexane-3-carboxamide	***	1.97 (A)	560

Cmp No.	Structure	Name	IC ₅₀	RT min (Method A or B)	MS (M+1)
78		(2S,4R)-1-(2-(3-(1-amino-2,2,2-trifluoroethyl)-1H-indol-1-yl)acetyl)-N-(3-chloro-2-fluorobenzyl)-4-fluoropyrrolidine-2-carboxamide	**	1.45 (A)	531
79		(2S,4R)-1-(2-(3-acetyl-7-cyano-1H-indol-1-yl)acetyl)-N-(2'-chloro-2-fluorobiphenyl-3-yl)-4-fluoropyrrolidine-2-carboxamide	***	2.41 (A)	561
80		1-(2-((2S,4R)-2-(2'-chloro-2,4',5'-trifluorobiphenyl-3-ylcarbamoyl)-4-fluoropyrrolidin-1-yl)-2-oxoethyl)-1H-indazole-3-carboxamide	***	2.28 (A)	574

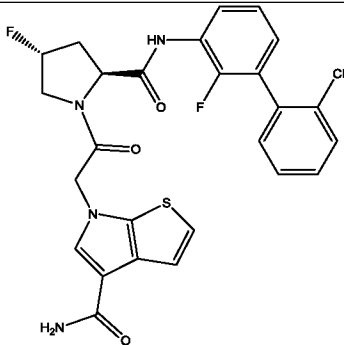
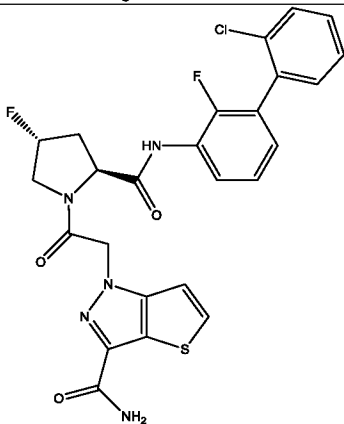
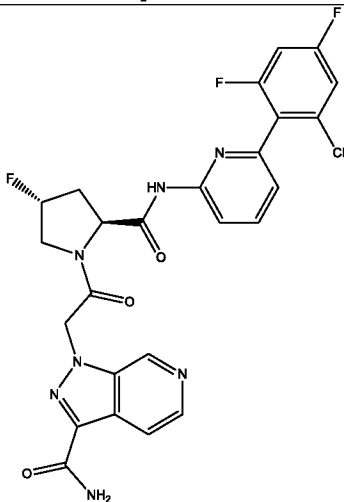
Cmp No.	Structure	Name	IC ₅₀	RT min (Method A or B)	MS (M+1)
81		(2S,4R)-1-(2-(3-acetyl-5-(1-(1,3-dioxoisindolin-2-yl)cyclopropyl)-1H-indol-1-yl)acetyl)-N-(6-bromopyridin-2-yl)-4-fluoropyrrolidine-2-carboxamide	***	2.17 (A)	674
82		(2S,4R)-1-(2-(3-acetyl-1H-indol-1-yl)acetyl)-N-(2'-chloro-2,4',5'-trifluorobiphenyl-3-yl)-4-fluoropyrrolidine-2-carboxamide	***	2.87 (A)	572
83		1-(2-((2S,4R)-2-(2'-chloro-2,4',5'-trifluorobiphenyl-3-ylcarbamoyl)-4-fluoropyrrolidin-1-yl)-2-oxoethyl)-1H-pyrazolo[3,4-c]pyridine-3-carboxamide	***	2.26 (A)	575

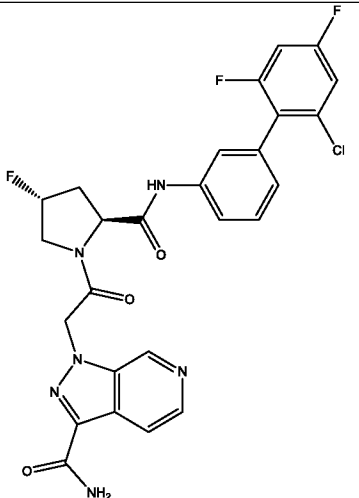
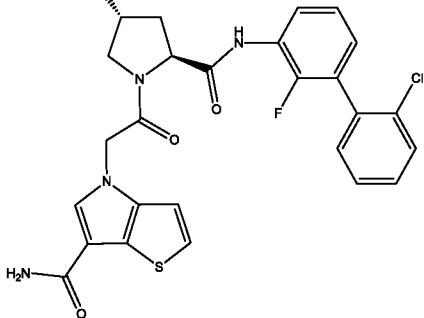
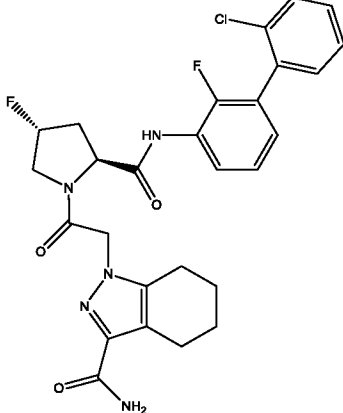
Cmp No.	Structure	Name	IC ₅₀	RT min (Method A or B)	MS (M+1)
84		2-(3-acetyl-1H-indol-1-yl)-1-(4-(2,3,4-trimethoxybenzyl)piperazin-1-yl)ethanone			
85		(R)-3-(1-benzyl-1H-indole-3-carbonyl)-N-isobutylthiazolidine-4-carboxamide			
86		2-(3-acetyl-1H-indol-1-yl)-1-(4-benzylpiperazin-1-yl)ethanone			
87		methyl 1-(2-((benzo[d][1,3]dioxol-5-ylmethyl)(cyclopentyl)amino)-2-oxoethyl)-1H-indole-3-carboxylate			
88		(S)-2-(1-(2-(3-acetyl-1H-indol-1-yl)acetyl)piperidin-3-yl)-1H-imidazol-3-ium			

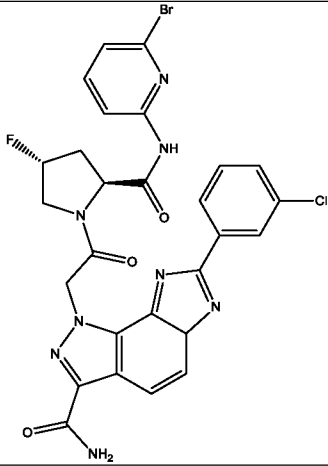
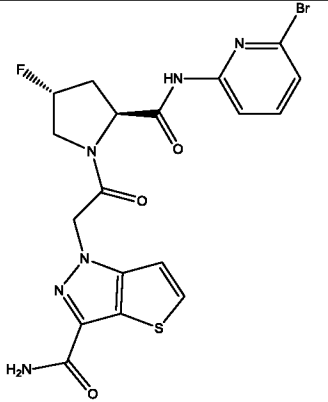
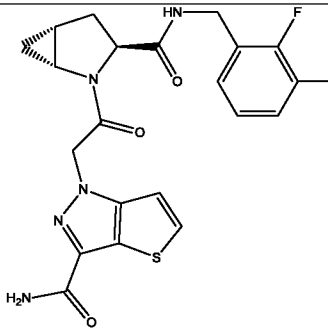
Cmp No.	Structure	Name	IC ₅₀	RT min (Method A or B)	MS (M+1)
89		(S)-methyl 1-(2-(2-(4-methoxyphenyl)azepan-1-yl)-2-oxoethyl)-1H-indole-3-carboxylate			
90		(2S,4R)-1-(2-(6-acetyl-6H-thieno[2,3-b]pyrrol-4-yl)acetyl)-N-(2'-chloro-2-fluorobiphenyl-3-yl)-4-fluoropyrrolidine-2-carboxamide	***	2.68 (A)	542
91		(2S,4R)-1-(2-(4-acetamido-3-acetyl-1H-indol-1-yl)acetyl)-N-(2'-chloro-2-fluorobiphenyl-3-yl)-4-fluoropyrrolidine-2-carboxamide	*	2.16 (A)	593

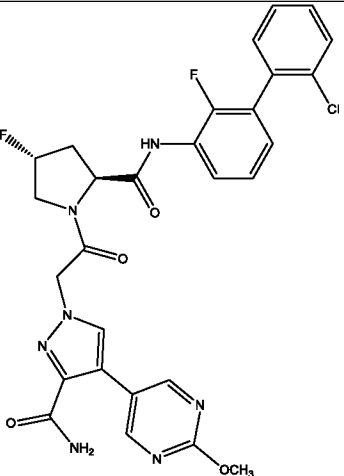
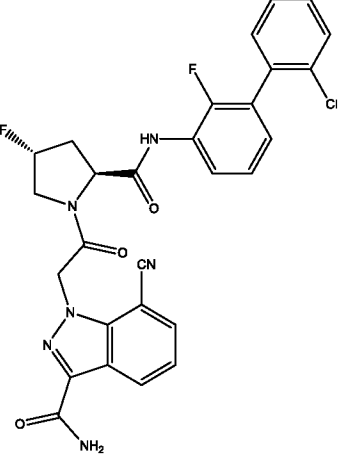
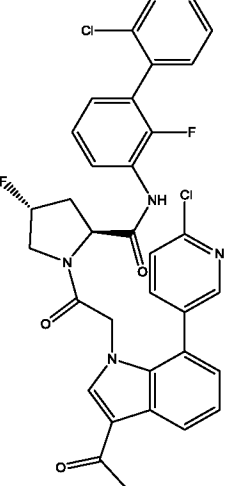
Cmp No.	Structure	Name	IC ₅₀	RT min (Method A or B)	MS (M+1)
92		1-(2-((2S,4R)-2-(2'-(2-chloro-2,3,4'-trifluorobiphenyl-3-yl)carbamoyl)-4-fluoropyrrolidin-1-yl)-2-oxoethyl)-1H-indazole-3-carboxamide	***	2.68 (A)	574
93		(2S,4R)-1-(2-(3-acetyl-1H-indol-1-yl)acetyl)-N-(2'-(2-chloro-2,3,4'-trifluorobiphenyl-3-yl)-4-fluoropyrrolidine-2-carboxamide	***	2.88 (A)	572
94		1-(2-((2S,4R)-2-(2'-(2-chloro-2,3,5'-trifluorobiphenyl-3-yl)carbamoyl)-4-fluoropyrrolidin-1-yl)-2-oxoethyl)-1H-indazole-3-carboxamide	***	2.82 (A)	574

Cmp No.	Structure	Name	IC ₅₀	RT min (Method A or B)	MS (M+1)
95		(2S,4R)-1-(2-(3-acetyl-1H-indol-1-yl)acetyl)-N-(2'-chloro-2,3',5'-trifluorobiphenyl-3-yl)-4-fluoropyrrolidine-2-carboxamide	***	3.06 (A)	572
96		(2S,4R)-1-(2-(3-acetyl-1H-indol-1-yl)acetyl)-N-(2'-chloro-2-fluorobiphenyl-3-yl)-4-fluoropyrrolidine-2-carboxamide	**	2.28 (A)	566
97		(2S,4R)-1-(2-(3-acetyl-1H-indol-1-yl)acetyl)-N-(2'-chloro-2-fluorobiphenyl-3-yl)-4-fluoropyrrolidine-2-carboxamide	***	2.13 (A)	561

Cmp No.	Structure	Name	IC ₅₀	RT min (Method A or B)	MS (M+1)
98		6-(2-((2S,4R)-2-(2'-chloro-2-fluorobiphenyl-3-ylcarbamoyl)-4-fluoropyrrolidin-1-yl)-2-oxoethyl)-6H-thieno[2,3-b]pyrrole-4-carboxamide	***	2.52 (A)	543
99		1-(2-((2S,4R)-2-(2'-chloro-2-fluorobiphenyl-3-ylcarbamoyl)-4-fluoropyrrolidin-1-yl)-2-oxoethyl)-1H-thieno[3,2-c]pyrazole-3-carboxamide	***	1.94 (A)	544
100		1-(2-((2S,4R)-2-(6-(2-chloro-4,6-difluorophenyl)pyridin-2-ylcarbamoyl)-4-fluoropyrrolidin-1-yl)-2-oxoethyl)-1H-pyrazolo[3,4-c]pyridine-3-carboxamide	***	1.55 (A)	558

Cmp No.	Structure	Name	IC ₅₀	RT min (Method A or B)	MS (M+1)
101		1-(2-((2S,4R)-2-(2'-chloro-4',6'-difluorobiphenyl-3-ylcarbamoyl)-4-fluoropyrrolidin-1-yl)-2-oxoethyl)-1H-pyrazolo[3,4-c]pyridine-3-carboxamide	***	1.73 (A)	557
103		4-(2-((2S,4R)-2-(2'-chloro-2-fluorobiphenyl-3-ylcarbamoyl)-4-fluoropyrrolidin-1-yl)-2-oxoethyl)-4H-thieno[3,2-b]pyrrole-6-carboxamide	***	1.94 (A)	544
104		1-(2-((2S,4R)-2-(2'-chloro-2-fluorobiphenyl-3-ylcarbamoyl)-4-fluoropyrrolidin-1-yl)-2-oxoethyl)-4,5,6,7-tetrahydro-1H-indazole-3-carboxamide	***	2.02 (A)	542

Cmp No.	Structure	Name	IC ₅₀	RT min (Method A or B)	MS (M+1)
105		1-(2-((2S,4R)-2-(6-bromopyridin-2-ylcarbamoyl)-4-fluoropyrrolidin-1-yl)-2-oxoethyl)-7-(3-chlorophenyl)-1,5a-dihydroimidazo[4,5-g]indazole-3-carboxamide	***	2.60 (A)	640
106		1-(2-((2S,4R)-2-(6-bromopyridin-2-ylcarbamoyl)-4-fluoropyrrolidin-1-yl)-2-oxoethyl)-1H-thieno[3,2-c]pyrazole-3-carboxamide	***	1.33 (A)	497
107		1-(2-((1R,3S,5R)-3-(3-chloro-2-fluorobenzylcarbamoyl)-2-azabicyclo[3.1.0]hexan-2-yl)-2-oxoethyl)-1H-thieno[3,2-c]pyrazole-3-carboxamide	***	1.49 (A)	476

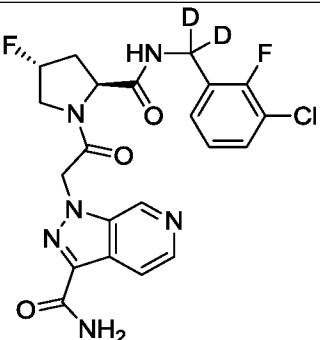
Cmp No.	Structure	Name	IC ₅₀	RT min (Method A or B)	MS (M+1)
110		1-(2-((2S,4R)-2-(2'-chloro-2-fluorobiphenyl-3-ylcarbamoyl)-4-fluoropyrrolidin-1-yl)-2-oxoethyl)-4-(2-methoxypyrimidin-5-yl)-1H-pyrazole-3-carboxamide	*	1.85 (A)	596
111		1-(2-((2S,4R)-2-(2'-chloro-2-fluorobiphenyl-3-ylcarbamoyl)-4-fluoropyrrolidin-1-yl)-2-oxoethyl)-7-cyano-1H-indazole-3-carboxamide	***	2.09 (A)	563
112		(2S,4R)-1-(2-(3-acetyl-7-(6-chloropyridin-3-yl)-1H-indol-1-yl)acetyl)-N-(2'-chloro-2-fluorobiphenyl-3-yl)-4-fluoropyrrolidine-2-carboxamide	***	2.66 (A)	647

Cmp No.	Structure	Name	IC ₅₀	RT min (Method A or B)	MS (M+1)
113		1-((2S,4R)-2-(2'-(2-chloro-2-fluorobiphenyl-3-yl)carbamoyl)-4-fluoropyrrolidin-1-yl)-2-oxoethyl)-5-methyl-1H-thieno[3,2-c]pyrazole-3-carboxamide	***	2.10 (A)	558
114		(2S,4R)-1-(2-(3-acetyl-7-(1H-pyrazol-4-yl)-1H-indol-1-yl)acetyl)-N-(2'-(2-chloro-2-fluorobiphenyl-3-yl)-4-fluoropyrrolidine-2-carboxamide	***	2.12 (A)	602
115		(2S,4R)-1-(2-(3-acetyl-7-cyclopropyl-1H-indol-1-yl)acetyl)-N-(2'-(2-chloro-2-fluorobiphenyl-3-yl)-4-fluoropyrrolidine-2-carboxamide	***	2.59 (A)	576

Cmp No.	Structure	Name	IC ₅₀	RT min (Method A or B)	MS (M+1)
117		1-(2-((2S,4R)-2-(5'-acetyl-2'-chloro-2-fluorobiphenyl-3-ylcarbamoyl)-4-fluoropyrrolidin-1-yl)-2-oxoethyl)-1H-indazole-3-carboxamide	***	1.92 (A)	580
118		1-(2-((2S,4R)-2-(6-bromopyridin-2-ylcarbamoyl)-4-fluoropyrrolidin-1-yl)-2-oxoethyl)-5-methyl-1H-thieno[3,2-c]pyrazole-3-carboxamide	***	1.56 (A)	509
119		N-(1-(3-acetyl-1-(2-((2S,4R)-2-(6-bromopyridin-2-ylcarbamoyl)-4-fluoropyrrolidin-1-yl)-2-oxoethyl)-1H-indol-5-yl)cyclopropyl)pyrimidine-2-carboxamide	***	1.57 (A)	648

Cmp No.	Structure	Name	IC ₅₀	RT min (Method A or B)	MS (M+1)
120		1-(2-(((2S,4R)-2-(2'-chloro-2-fluoro-5'-(trifluoromethoxy)biphenyl-3-ylcarbamoyl)-4-fluoropyrrolidin-1-yl)-2-oxoethyl)-1H-indazole-3-carboxamide	***	2.42 (A)	622
121		1-(2-(((2S,4R)-2-(5-(2-chlorophenyl)-1H-benzo[d]imidazol-2-yl)-4-fluoropyrrolidin-1-yl)-2-oxoethyl)-1H-indole-3-carboxamide	*	1.68 (A)	516
122		1-(2-(((2S,4R)-2-(3-(4-chloro-1H-benzo[d]imidazol-5-yl)-2-fluorophenylcarbamoyl)-4-fluoropyrrolidin-1-yl)-2-oxoethyl)-1H-indazole-3-carboxamide	***	1.27 (A)	578

Cmp No.	Structure	Name	IC ₅₀	RT min (Method A or B)	MS (M+1)
123		tert-butyl 1-(3-acetyl-1-(2-((2S,4R)-2-(6-bromopyridin-2-ylcarbamoyl)-4-fluoropyrrolidin-1-yl)-2-oxoethyl)-1H-indol-5-yl)cyclopropylcarbamate	***	2.20 (A)	644
124		(2S,4R)-1-(2-(3-acetyl-7-((5-fluoropyrimidin-2-yl)ethynyl)-1H-indol-1-yl)acetyl)-N-(2'-chloro-2-fluorobiphenyl-3-yl)-4-fluoropyrrolidine-2-carboxamide	***	2.59 (A)	656
126		N-(1-(3-acetyl-1-(2-((2S,4R)-2-(6-bromopyridin-2-ylcarbamoyl)-4-fluoropyrrolidin-1-yl)-2-oxoethyl)-1H-indol-5-yl)cyclopropyl)pyrimidine-5-carboxamide		1.55 (A)	649
127		(1R,3S,5R)-2-(2-(3-carbamoyl-1H-pyrazolo[3,4-c]pyridin-1-yl)acetyl)-2-azabicyclo[3.1.0]hexane-3-carboxamide, N-(3-chloro-2-fluorophenylmethyl-d ₂)	***	1.07 (A)	473

Cmp No.	Structure	Name	IC ₅₀	RT min (Method A or B)	MS (M+1)
128		(2S,4R)-1-(2-(3-carbamoyl-1H-pyrazolo[3,4-c]pyridin-1-yl)acetyl)-4-fluoropyrrolidine-2-carboxamide, N-(3-chloro-2-fluorophenylmethyl- <i>d</i> ₂)	***	0.86 (A)	479

EXAMPLE 8. HUMAN FACTOR D ASSAY

[0349] Human factor D (purified from human serum, Complement Technology, Inc.) at 80 nM final concentration is incubated with test compound at various concentrations for 5 minutes at room temperature in 50 mM Tris, 1M NaCl, pH 7.5. A synthetic substrate Z-L-Lys-SBzl and DTNB (Ellman's reagent) are added to final concentrations of 100 μ M each. The increase in color is recorded at OD₄₀₅ nm in a microplate in kinetic mode over 30 minutes with 30 second time points in a spectrofluorimeter. IC₅₀ values are calculated by non-linear regression from the percentage of inhibition of complement factor D activity as a function of test compound concentration.

EXAMPLE 9. HEMOLYSIS ASSAY

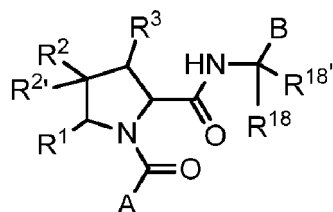
[0350] The hemolysis assay was previously described by G. Ruiz-Gomez, et al., J. Med. Chem. (2009) 52: 6042-6052. In the assay red blood cells (RBC), rabbit erythrocytes (purchased from Complement Technologies), are washed using GVB Buffer (0.1 % gelatin, 5 mM Veronal, 145 mM NaCl, 0.025 % NaN₃, pH 7.3) plus 10 mM final Mg-EGTA. Cells are used at a concentration of 1 x 10⁸ cells/mL. Prior to the hemolysis assay, the optimum concentration of Normal Human Serum (NHS) needed to achieve 100% lysis of rabbit erythrocytes is determined by titration. NHS (Complement Technologies) is incubated with inhibitor for 15 min at 37 °C, rabbit erythrocytes in buffer were added and incubated for an additional 30 min at 37 °C. Positive control (100% lysis) consists of serum and RBC and negative control (0% lysis) of Mg-EGTA buffer and RBC only. Samples are centrifuged at 2000g for 5 min, and supernatants collected.

Optical density of the supernatant is monitored at 405 nm using a UV/visible spectrophotometer. Percentage lysis in each sample is calculated relative to positive control (100% lysis).

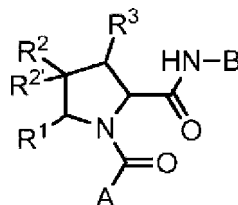
[0351] This specification has been described with reference to embodiments of the invention. However, one of ordinary skill in the art appreciates that various modifications and changes can be made without departing from the scope of the invention as set forth in the claims below. Accordingly, the specification is to be regarded in an illustrative rather than a restrictive sense, and all such modifications are intended to be included within the scope of invention.

CLAIMS

1. A compound of the formula

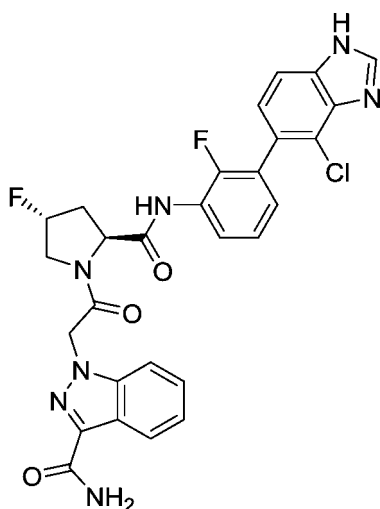


(III),



(IV),

or



or a pharmaceutically acceptable salt thereof, wherein

R^1 , R^2 , $R^{2'}$, and R^3 are independently chosen at each occurrence from hydrogen, halogen, hydroxyl, nitro, cyano, amino, C_1 - C_6 alkyl, C_2 - C_6 alkenyl, C_1 - C_6 alkoxy, C_2 - C_6 alkynyl, C_2 - C_6 alkanoyl, C_1 - C_6 thioalkyl, hydroxy C_1 - C_6 alkyl, amino C_1 - C_6 alkyl, $-C_0$ - C_4 alkyl NR^9R^{10} , $-C(O)OR^9$, $-OC(O)R^9$, $-NR^9C(O)R^{10}$, $-C(O)NR^9R^{10}$, $-OC(O)NR^9R^{10}$, $-O$ (heteroaryl), $-NR^9C(O)OR^{10}$, C_1 - C_2 haloalkyl, and C_1 - C_2 haloalkoxy; $-C_0$ - C_4 alkyl(C_3 - C_7 cycloalkyl) and $-O$ - C_0 - C_4 alkyl(C_3 - C_7 cycloalkyl);

or R^2 and $R^{2'}$ may be taken together to form a 3- to 6-membered carbocyclic spiro ring,

or R^2 and $R^{2'}$ may be taken together to form a 3- to 6-membered heterocyclic spiro ring,

each of which spiro rings is unsubstituted or substituted with one or more halogen or methyl substituents;

or R^1 and R^2 may be taken together to form a 3-membered carbocyclic ring;

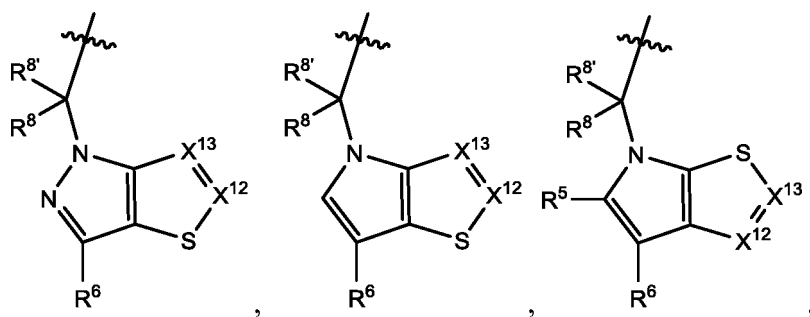
or R^1 and R^2 may be taken together to form a 4- to 6-membered carbocyclic ring or a 4- to 6-membered heterocyclic ring containing 1 or 2 heteroatoms independently chosen from N, O, and S;

or R^2 and R^3 , may be taken together to form a 3- to 6-membered carbocyclic ring or a 3- to 6-membered heterocyclic ring; each of which non-spiro ring may be unsubstituted or substituted with 1 or more substituents independently chosen from halogen, hydroxyl, cyano, -COOH, C_1 - C_4 alkyl, C_2 - C_4 alkenyl, C_1 - C_4 alkoxy, C_2 - C_4 alkanoyl, hydroxy C_1 - C_4 alkyl, (mono- and di- C_1 - C_4 alkylamino) C_0 - C_4 alkyl, $-C_0$ - C_4 alkyl(C_3 - C_7 cycloalkyl), $-O$ - C_0 - C_4 alkyl(C_3 - C_7 cycloalkyl), C_1 - C_2 haloalkyl, and C_1 - C_2 haloalkoxy;

R^9 and R^{10} are independently chosen at each occurrence from hydrogen, C_1 - C_6 alkyl, and (C_3 - C_7 cycloalkyl) C_0 - C_4 alkyl;

R^{18} and $R^{18'}$ are independently chosen from hydrogen, halogen, hydroxymethyl, and methyl;

A is a group chosen from



R^5 and R^6 are independently chosen from (o) and (p)

(o) -CHO, -C(O)NH₂, -C(O)NH(CH₃), or C_2 - C_6 alkanoyl;

(p) hydrogen, hydroxyl, halogen, cyano, nitro, -COOH, -SO₂NH₂, -C(NH₂) C_1 - C_3 haloalkyl, -CF(C=CH₂), -C(=NCN) C_1 - C_6 alkyl, C_1 - C_6 alkyl, C_2 - C_6 alkenyl, C_1 - C_6 alkoxy, $-C_0$ - C_4 alkyl(C_3 - C_7 cycloalkyl), -C(O) C_0 - C_4 alkyl(C_3 - C_7 cycloalkyl), -P(O)(OR⁹)₂, -OC(O)R⁹, -C(O)OR⁹, -C(O)N(CH₂CH₂R⁹)(R¹⁰), -NR⁹C(O)R¹⁰, phenyl, or 5- to 6-membered heteroaryl;

each R^5 and R^6 other than hydrogen, hydroxyl, cyano, and -COOH is unsubstituted

or substituted with one or more substituents independently chosen from halogen, hydroxyl, amino, imino, cyano, cyanoimino, C₁-C₂alkyl, C₁-C₄alkoxy, -C₀-C₂alkyl(mono- and di-C₁-C₄alkylamino), C₁-C₂haloalkyl, C₁-C₂haloalkoxy, C(O)alkyl, C(O)cycloalkyl, C(O)aryl, C(O)heterocycle, and C(O)heteroaryl;

R⁸ and R^{8'} are independently chosen from hydrogen, halogen, hydroxyl, C₁-C₆alkyl, C₁-C₆alkoxy, and (C₁-C₄alkylamino)C₀-C₂alkyl, or R⁸ and R^{8'} are taken together to form an oxo group;

X¹² is CR¹² or N;

X¹³ is CR¹³ or N;

R¹² and R¹³ are independently chosen from (q), (r), and (s);

(q) hydrogen, halogen, hydroxyl, nitro, cyano, amino, -COOH, C₁-C₂haloalkyl, and C₁-C₂haloalkoxy;

(r) C₁-C₆alkyl, C₂-C₆alkenyl, C₂-C₆alkanoyl, C₁-C₆alkoxy, C₂-C₆alkenyloxy, -C(O)OR⁹, C₁-C₆thioalkyl, -C₀-C₄alkylNR⁹R¹⁰, -C(O)NR⁹R¹⁰, -SO₂R⁹, -SO₂NR⁹R¹⁰, -OC(O)R⁹, and -C(NR⁹)NR⁹R¹⁰, each of which (r) is unsubstituted or substituted with one or more substituents independently selected from halogen, hydroxyl, nitro, cyano, amino, -COOH, -CONH₂, C₁-C₂haloalkyl, and C₁-C₂haloalkoxy, and each of which (r) is also optionally substituted with one substituent chosen from phenyl and 4- to 7-membered heterocycle containing 1, 2, or 3 heteroatoms independently chosen from N, O, and S; which phenyl or 4- to 7-membered heterocycle is unsubstituted or substituted with one or more substituents independently chosen from halogen, hydroxyl, nitro, cyano, C₁-C₆alkyl, C₂-C₆alkenyl, C₂-C₆alkanoyl, C₁-C₆alkoxy, (mono- and di-C₁-C₆alkylamino)C₀-C₄alkyl, C₁-C₆alkylester, -C₀-C₄alkyl)(C₃-C₇cycloalkyl), C₁-C₂haloalkyl, and C₁-C₂haloalkoxy;

(s) -C(CH₂)₂R³⁰;

R³⁰ is -NR⁹C(O)R³¹ or R³²;

R³¹ and R³² are selected from C₁-C₆alkyl, C₁-C₆haloalkyl, (C₃-C₇cycloalkyl)C₀-C₄alkyl, (phenyl)C₀-C₄alkyl, (4- to 7-membered heterocycloalkyl)C₀-C₄alkyl having 1, 2, or 3 heteroatoms independently chosen from N, O, and S, and (5- or 6- membered unsaturated or aromatic heterocycle)C₀-C₄alkyl having 1, 2, or

3 heteroatoms independently chosen from N, O, and S;

each of which (s) may be unsubstituted or substituted with one or more substituents independently chosen from halogen, hydroxyl, nitro, cyano, amino, oxo, $-B(OH)_2$, $-Si(CH_3)_3$, $-COOH$, $-CONH_2$, $-P(O)(OH)_2$, C_1-C_6 alkyl, C_1-C_6 alkoxy, $-C_0-C_2$ alkyl(mono- and di- C_1-C_4 alkylamino), C_1-C_6 alkylester, C_1-C_4 alkylamino, C_1-C_4 hydroxylalkyl, C_1-C_2 haloalkyl, and C_1-C_2 haloalkoxy;

B is a monocyclic or bicyclic carbocyclic or carbocyclic-oxy group or a monocyclic, bicyclic, or tricyclic heterocyclic group having 1, 2, 3, or 4 heteroatoms independently selected from N, O, and S and from 4 to 7 ring atoms per ring, or

B is a C_2-C_6 alkenyl or C_2-C_6 alkynyl group; or

B is $-(C_0-C_4$ alkyl)(aryl), $-(C_0-C_4$ alkyl)(heteroaryl), or $-(C_0-C_4$ alkyl)(biphenyl);

each of which B is unsubstituted or substituted with one or more substituents independently chosen from (w) and (x) and 0 or 1 substituents chosen from (y) and (z)

(w) halogen, hydroxyl, $-COOH$, cyano, C_1-C_6 alkyl, C_2-C_6 alkanoyl, C_1-C_6 alkoxy, $-C_0-C_4$ alkylNR⁹R¹⁰, $-SO_2R^9$, C_1-C_2 haloalkyl, and C_1-C_2 haloalkoxy;

(x) nitro, C_2-C_6 alkenyl, C_2-C_6 alkynyl, C_1-C_6 thioalkyl, $-JC_3-C_7$ cycloalkyl, $-B(OH)_2$, $-JC(O)NR^9R^{23}$, $-JOSO_2OR^{21}$, SR^9 , $-C(O)(CH_2)_{1-4}S(O)R^{21}$, $-O(CH_2)_{1-4}S(O)NR^{21}R^{22}$, $-JOP(O)(OR^{21})(OR^{22})$, $-JP(O)(OR^{21})(OR^{22})$, $-JOP(O)(OR^{21})R^{22}$, $-JP(O)(OR^{21})R^{22}$, $-JOP(O)R^{21}R^{22}$, $-JP(O)R^{21}R^{22}$, $-JSP(O)(OR^{21})(OR^{22})$, $-JSP(O)(OR^{21})(R^{22})$, $-JSP(O)(R^{21})(R^{22})$, $-JNR^9P(O)(NHR^{21})(NHR^{22})$, $-JNR^9P(O)(OR^{21})(NHR^{22})$, $-JNR^9P(O)(OR^{21})(OR^{22})$, $-JC(S)R^{21}$, $-JNR^{21}SO_2R^{22}$, $-JNR^9S(O)_nNR^{10}R^{22}$, $-JSO_2NR^9COR^{22}$, $-JSO_2NR^9CONR^{21}R^{22}$, $-JNR^{21}SO_2R^{22}$, $-JC(O)NR^{21}SO_2R^{22}$, $-JC(NH_2)NR^{22}$, $-JC(NH_2)NS(O)_2R^{22}$, $-JOC(O)NR^{21}R^{22}$, $-JNR^{21}C(O)OR^{22}$, $-JNR^{21}OC(O)R^{22}$, $-(CH_2)_{1-4}C(O)NR^{21}R^{22}$, $-JNR^9C(O)R^{21}$, $-JC(O)R^{21}$, $-JNR^9C(O)NR^{10}R^{22}$, $-CCR^{21}$, $-(CH_2)_{1-4}OC(O)R^{21}$, and $-JC(O)OR^{23}$;

each of which (x) may be unsubstituted or substituted with one or more substituents independently chosen from halogen, hydroxyl, nitro, cyano, amino, oxo, $-B(OH)_2$, $-Si(CH_3)_3$, $-COOH$, $-CONH_2$, $-P(O)(OH)_2$, C_1-C_6 alkyl, C_1-C_6 alkoxy, $-C_0-C_2$ alkyl(mono- and di- C_1-C_4 alkylamino), C_1-C_6 alkylester, C_1-C_4 alkylamino, C_1-C_4 hydroxylalkyl, C_1-C_2 haloalkyl, and C_1-C_2 haloalkoxy;

(y) naphthyl, naphthyloxy, indanyl, (4- to 7-membered heterocycloalkyl)C₀-C₄alkyl containing 1 or 2 heteroatoms chosen from N, O, and S, and bicyclic heterocycle containing 1, 2, or 3 heteroatoms independently chosen from N, O, and S, and containing 4- to 7- ring atoms in each ring; each of which (y) is unsubstituted or substituted with one or more substituents independently chosen from halogen, hydroxyl, nitro, cyano, C₁-C₆alkyl, C₂-C₆alkenyl, C₂-C₆alkanoyl, C₁-C₆alkoxy, (mono- and di-C₁-C₆alkylamino)C₀-C₄alkyl, C₁-C₆alkylester, -C₀-C₄alkyl(C₃-C₇cycloalkyl), -SO₂R⁹, C₁-C₂haloalkyl, and C₁-C₂haloalkoxy; and

(z) tetrazolyl, (phenyl)C₀-C₂alkyl, (phenyl)C₁-C₂alkoxy, phenoxy, and 5- or 6-membered heteroaryl containing 1, 2, or 3 heteroatoms independently chosen from N, O, B, and S, each of which (z) is unsubstituted or substituted with one or more substituents independently chosen from halogen, hydroxyl, nitro, cyano, C₁-C₆alkyl, C₂-C₆alkenyl, C₂-C₆alkanoyl, C₁-C₆alkoxy, (mono- and di-C₁-C₆alkylamino)C₀-C₄alkyl, C₁-C₆alkylester, -C₀-C₄alkyl(C₃-C₇cycloalkyl), -SO₂R⁹, -OSi(CH₃)₂C(CH₃)₃, C₁-C₂haloalkyl, and C₁-C₂haloalkoxy;

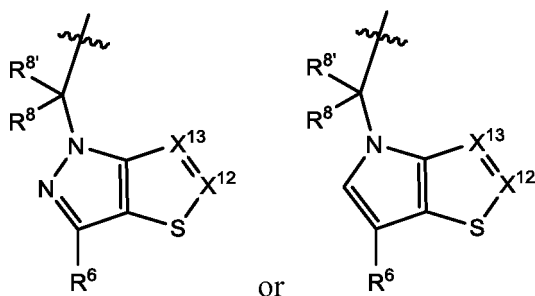
J is independently chosen at each occurrence from a covalent bond, C₁-C₄alkylene, -OC₁-C₄alkylene, C₂-C₄alkenylene, and C₂-C₄alkynylene;

R²¹ and R²² are independently chosen at each occurrence from hydrogen, hydroxyl, cyano, amino, C₁-C₆alkyl, C₁-C₆haloalkyl, C₁-C₆alkoxy, (C₃-C₇cycloalkyl)C₀-C₄alkyl, (phenyl)C₀-C₄alkyl, -C₁-C₄alkylOC(O)OC₁-C₆alkyl, -C₁-C₄alkylOC(O)C₁-C₆alkyl, -C₁-C₄alkylC(O)OC₁-C₆alkyl, (4- to 7-membered heterocycloalkyl)C₀-C₄alkyl having 1, 2, or 3 heteroatoms independently chosen from N, O, and S, and (5- or 6- membered unsaturated or aromatic heterocycle)C₀-C₄alkyl having 1, 2, or 3 heteroatoms independently chosen from N, O, and S;

R²³ is independently chosen at each occurrence from (C₃-C₇cycloalkyl)C₀-C₄alkyl, (phenyl)C₀-C₄alkyl, (4- to 7-membered heterocycloalkyl)C₀-C₄alkyl having 1, 2, or 3 heteroatoms independently chosen from N, O, and S, and (5- or 6- membered unsaturated or aromatic heterocycle)C₀-C₄alkyl having 1, 2, or 3 heteroatoms independently chosen from N, O, and S.

2. The compound of claim 1, wherein X^{12} is CR^{12} and X^{13} is CR^{13} .

3. The compound of claim 1 or 2, wherein A is:



4. The compound of any one of claims 1-3, wherein R^6 is chosen from $-CHO$, $-C(O)NH_2$, $-C(O)NH(CH_3)$, C_2-C_6 alkanoyl, and hydrogen.

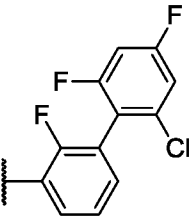
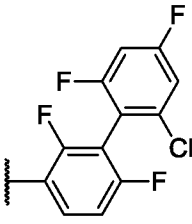
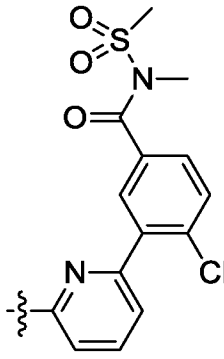
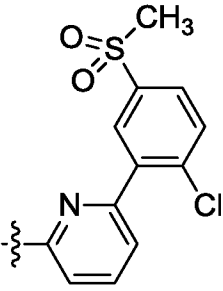
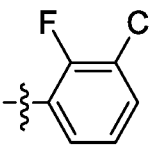
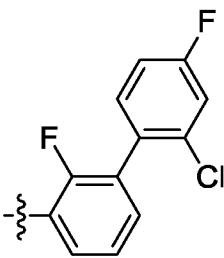
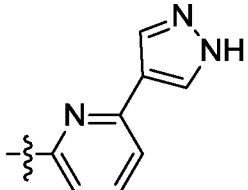
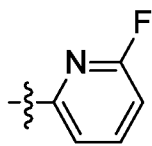
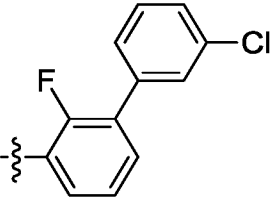
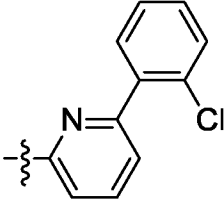
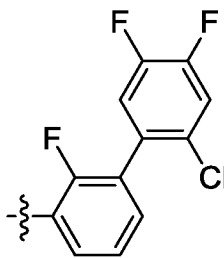
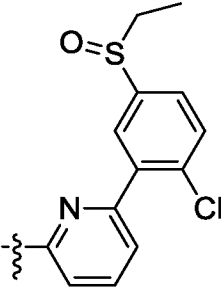
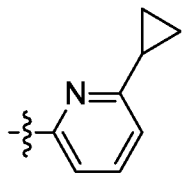
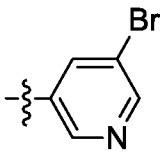
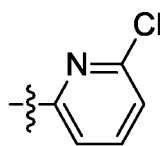
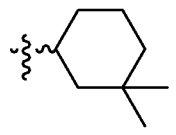
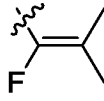
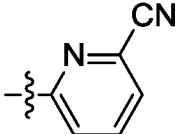
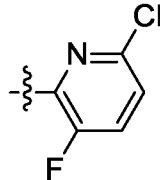
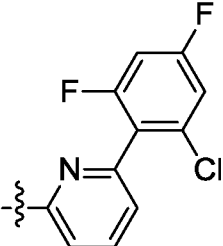
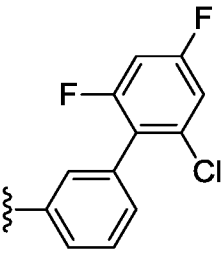
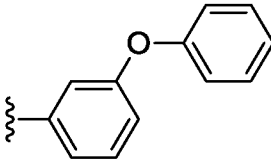
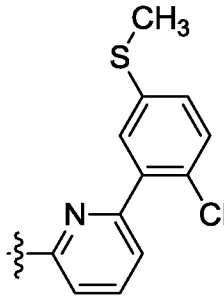
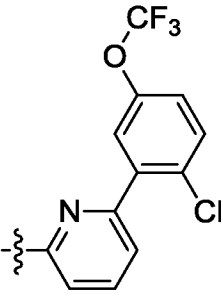
5. The compound of any one of claims 1-4, wherein:

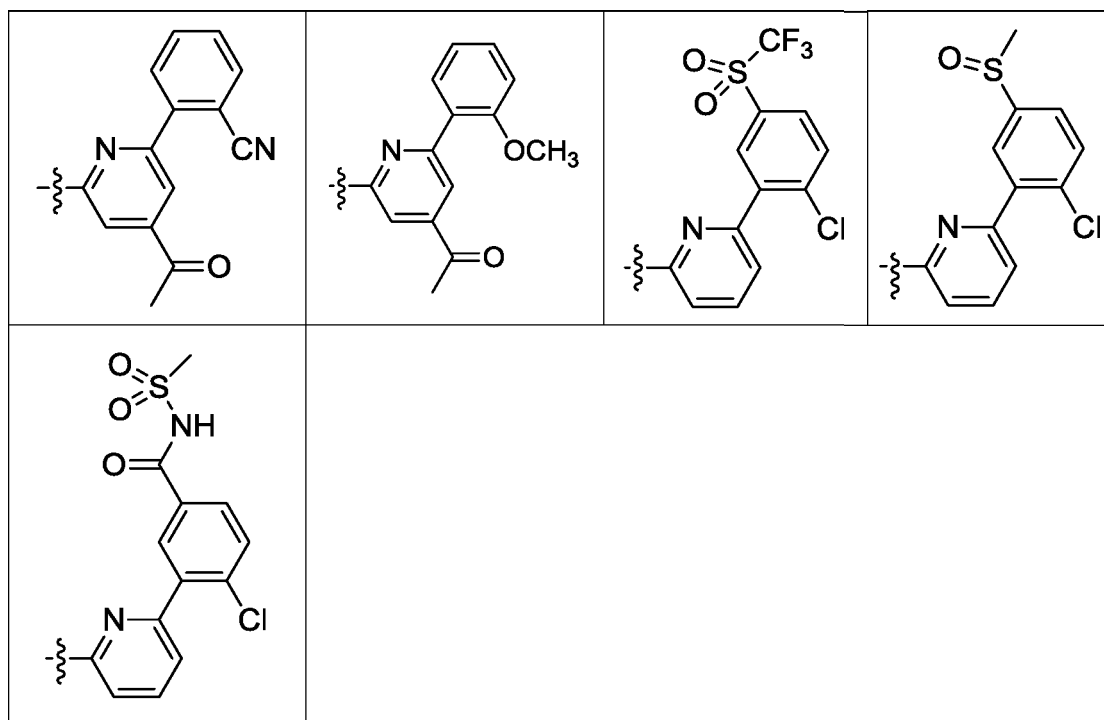
a) R^1 , R^2 , and R^3 are all hydrogen and R^2 is fluoro; or

b) R^1 and R^2 are taken together to form a 3- to 6-membered cycloalkyl group and R^2 and R^3 are both hydrogen.

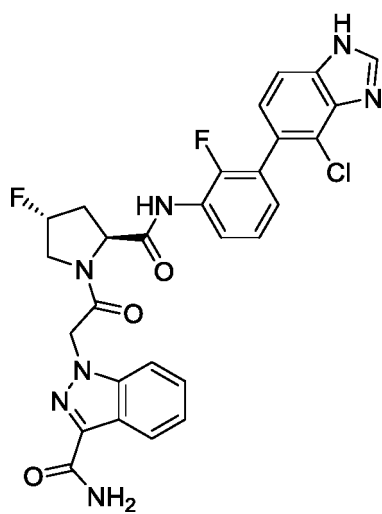
6. The compound of any one of claims 1-5, wherein B is phenyl or pyridinyl substituted with 1, 2 or 3 substituents chosen from chloro, bromo, hydroxyl, C_1-C_2 alkyl, C_1-C_2 alkoxy, trifluoromethyl, phenyl and trifluoromethoxy, each of which other than chloro, bromo, and hydroxyl may be optionally substituted.

7. The compound of claim 1, wherein B is selected from:



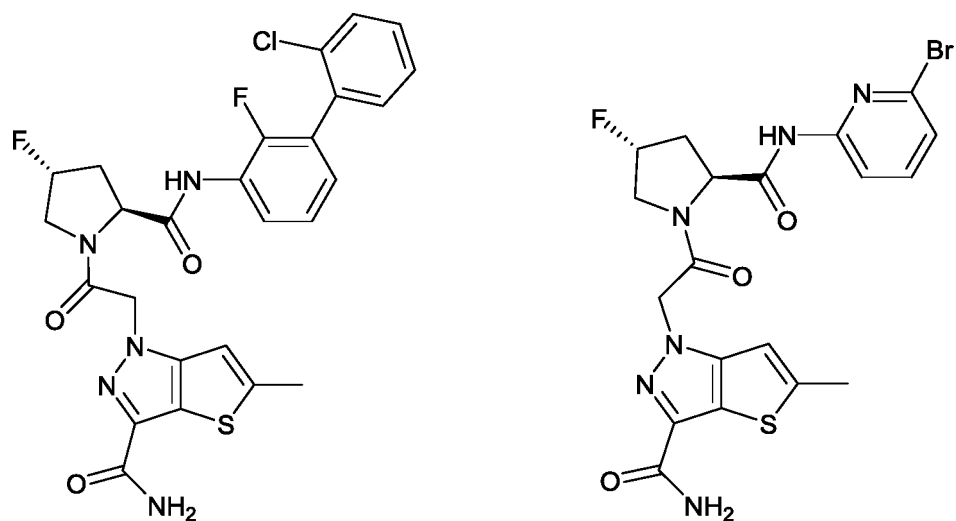
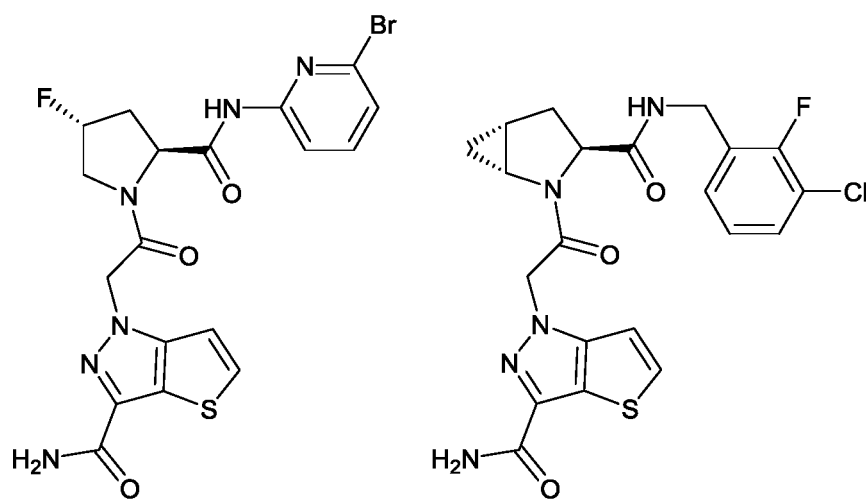
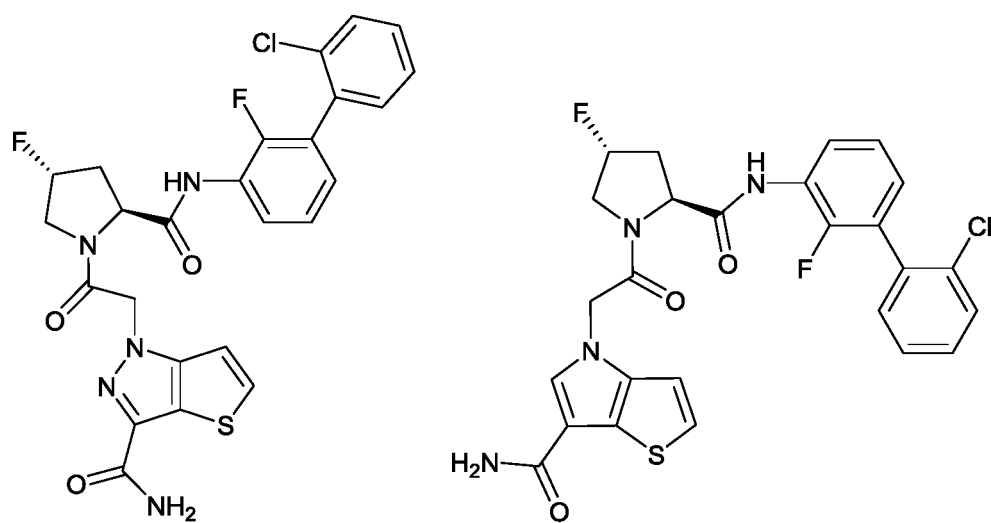
8. The compound of any one of claims 1-7, wherein R^{12} and R^{13} are both hydrogen.
9. The compound of claim 1 of structure:



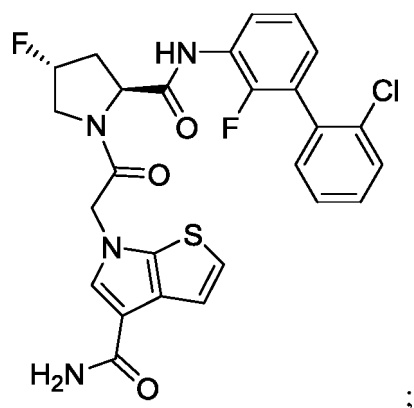
;

or a pharmaceutically acceptable salt thereof.

10. The compound of claim 1 selected from:



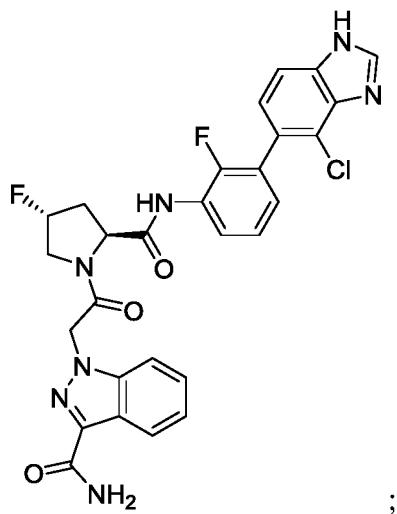
and



or a pharmaceutically acceptable salt thereof.

11. A pharmaceutical composition comprising an effective amount of a compound of any one of claims 1-10 and a pharmaceutically acceptable carrier.

12. The pharmaceutical composition of claim 11 wherein the compound is:



or a pharmaceutically acceptable salt thereof.

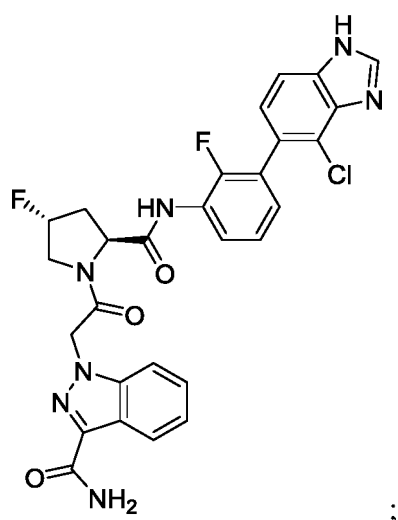
13. A method for the treatment of a disorder mediated by complement factor D, comprising administering an effective amount to a patient in need thereof a compound of any one of claims 1-10.

14. The method of claim 13, wherein the patient is a human.

15. The method of claim 14, wherein the disorder is paroxysmal nocturnal hemoglobinuria (PNH), multiple sclerosis, arthritis, rheumatoid arthritis, a respiratory disease or a cardiovascular disease.

16. The method of claim 14, wherein the disorder is selected from the group comprising: C3 glomerulonephritis, atypical hemolytic uremic syndrome, MPGN II, an ocular disorder, and age related macular degeneration.

17. The method of claim 14, wherein the compound is:



or a pharmaceutically acceptable salt thereof.

18. The method claim 17, wherein the disorder is an ocular disorder or age related macular degeneration.

19. Use of a compound according to claim 1 or a pharmaceutically acceptable salt thereof in the preparation of a medicament for the treatment of a disorder mediated by complement factor D.