



US00D674930S

(12) **United States Design Patent**
Zhang

(10) **Patent No.:** **US D674,930 S**

(45) **Date of Patent:** **** Jan. 22, 2013**

(54) **LED LAMP**

(75) Inventor: **Sumin Zhang**, Guangdong (CN)

(73) Assignee: **Smalux Electrical Mfg. Ltd.**, Shenzhen (CN)

(**) Term: **14 Years**

(21) Appl. No.: **29/417,084**

(22) Filed: **Mar. 29, 2012**

(30) **Foreign Application Priority Data**

Sep. 29, 2011 (CN) 2011 3 0350017

(51) **LOC (9) Cl.** **26-04**

(52) **U.S. Cl.** **D26/3**

(58) **Field of Classification Search** D26/1-4;
313/313, 315, 316, 317, 318, 493; 315/52,
315/53, 56, 57, 58

See application file for complete search history.

(56) **References Cited**

U.S. PATENT DOCUMENTS

D506,274 S * 6/2005 Moriyama et al. D26/3

D606,673 S * 12/2009 Kao D26/3

D610,724 S * 2/2010 Chiang et al. D26/3
D611,172 S * 3/2010 Lin et al. D26/3
D636,504 S * 4/2011 Duster D26/3

* cited by examiner

Primary Examiner — Marcus Jackson

(74) *Attorney, Agent, or Firm* — Dovas Law, P.C.

(57) **CLAIM**

The ornamental design for a LED lamp, as shown and described.

DESCRIPTION

FIG. 1 is a front elevational view of an LED lamp showing my new design;

FIG. 2 is a rear elevational view of the LED lamp of FIG. 1; FIG. 3 is a left side elevational view of the LED lamp of FIG. 1;

FIG. 4 is a top plan view of the LED lamp of FIG. 1; FIG. 5 is a bottom plan view of the LED lamp of FIG. 1; and, FIG. 6 is a perspective view of the LED lamp of FIG. 1.

In the design, the right side elevational view is the mirror of the left side elevational view, and accordingly, an additional figure for the right side elevational view is not included.

1 Claim, 6 Drawing Sheets



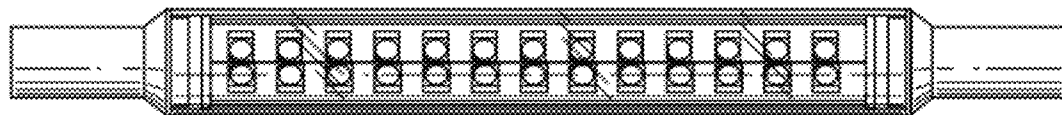


FIG. 1



FIG. 2

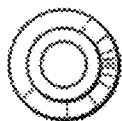


FIG. 3



FIG. 4

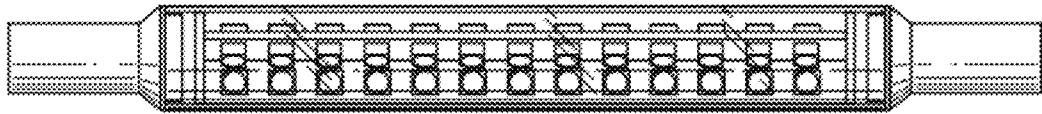


FIG. 5

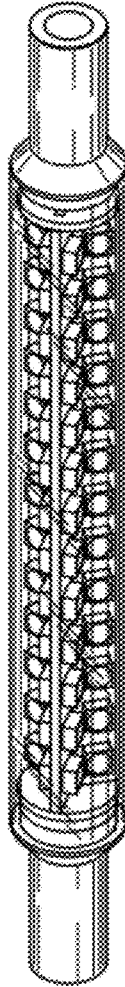


FIG. 6