



US00D749875S

(12) **United States Design Patent**
Sullivan

(10) **Patent No.:** **US D749,875 S**

(45) **Date of Patent:** **** Feb. 23, 2016**

- (54) **PILLOW SUPPLEMENT**
- (71) Applicant: **Kirk Sullivan**, Orland, FL (US)
- (72) Inventor: **Kirk Sullivan**, Orland, FL (US)
- (**) Term: **14 Years**
- (21) Appl. No.: **29/498,870**
- (22) Filed: **Aug. 8, 2014**

D315,838 S *	4/1991	Penrod	5/944
5,231,720 A	8/1993	Benoff	
5,522,105 A	6/1996	Fujiwara et al.	
5,953,777 A	9/1999	Buck	
D415,646 S *	10/1999	Futagami	D6/601
D438,417 S *	3/2001	Liu	D6/596
6,523,199 B2	2/2003	Gross	
6,951,038 B1	10/2005	Ganoe, Sr.	
7,353,773 B2 *	4/2008	Lamstein	A01K 1/0157 119/28.5
7,424,760 B2	9/2008	Chaffee	
D584,911 S *	1/2009	Hisey	D21/803
2003/0192123 A1 *	10/2003	Chaffee	A47C 4/54 5/655.3
2005/0091748 A1	5/2005	Ku	
2006/0005314 A1	1/2006	Lee	
2013/0312194 A1 *	11/2013	Sullivan	A47G 9/1027 5/644

Related U.S. Application Data

- (63) Continuation-in-part of application No. 13/900,747, filed on May 23, 2013, now abandoned.

(51) **LOC (10) Cl.** **06-09**

(52) **U.S. Cl.**
USPC **D6/604**

(58) **Field of Classification Search**
USPC D20/595-601, 604; D21/803, 804;
D24/183

CPC A47C 7/021; A47C 7/383; A47C 7/425;
A47C 7/428; A47C 7/546; A47C 16/00;
A47C 20/00; A47C 20/02; A47C 20/021;
A47C 20/026; A47C 20/027; A47C 27/001;
A47C 27/081; A47G 9/10; A47G 9/1027;
A47G 9/1045; A47G 9/1054; A47G 9/1063;
A47G 9/1072; A47G 9/1081; A47G 9/109;
A47D 13/00; A47D 13/08

See application file for complete search history.

(56) **References Cited**

U.S. PATENT DOCUMENTS

754,329 A *	3/1904	Milliken	A47C 27/001 5/722
1,382,831 A	6/1921	Hilker	
1,916,483 A *	7/1933	Krichbaum	A47C 27/081 2/88
3,505,695 A *	4/1970	Bishaf	A47C 27/081 137/228
D253,983 S *	1/1980	McRight	D6/604
D276,487 S *	11/1984	Kao	D6/596
D310,313 S *	9/1990	Afeyan	D21/809

* cited by examiner

Primary Examiner — Mary Ann Calabrese

(74) *Attorney, Agent, or Firm* — Allen Dyer Doppelt
Milbrath & Gilchrist


(57) **CLAIM**

The ornamental design for a pillow supplement, as shown and described.

DESCRIPTION

FIG. 1 is a top, front, right side perspective view of the design, according to the invention;
 FIG. 2 is a bottom, front, right side perspective view of the design of FIG. 1;
 FIG. 3 is a top view of the design of FIG. 1;
 FIG. 4 is a bottom view of the design of FIG. 1;
 FIG. 5 is a front view of the design of FIG. 1;
 FIG. 6 is a rear view of the design of FIG. 1;
 FIG. 7 is a right side view of the design of FIG. 1;
 FIG. 8 is a left side view of the design of FIG. 1; and,
 FIG. 9 is a top, front, right side perspective view of the design of FIG. 1, in an environment of use.
 Broken lines illustrate environment and form no part of the claimed design.

1 Claim, 6 Drawing Sheets



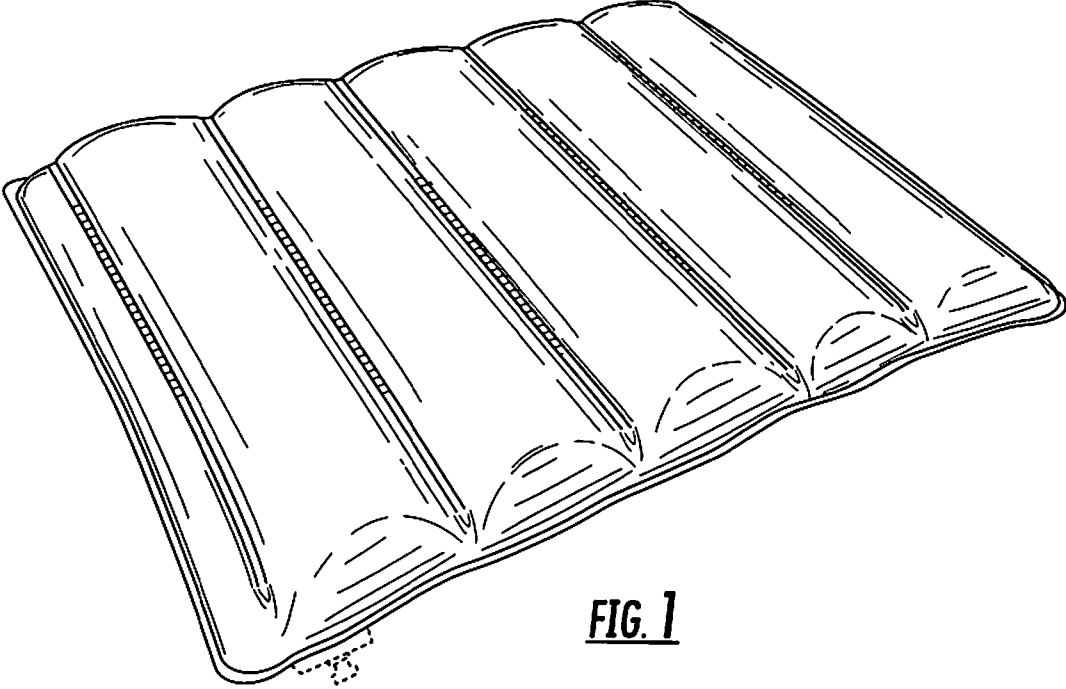


FIG. 1




FIG. 2




FIG. 3

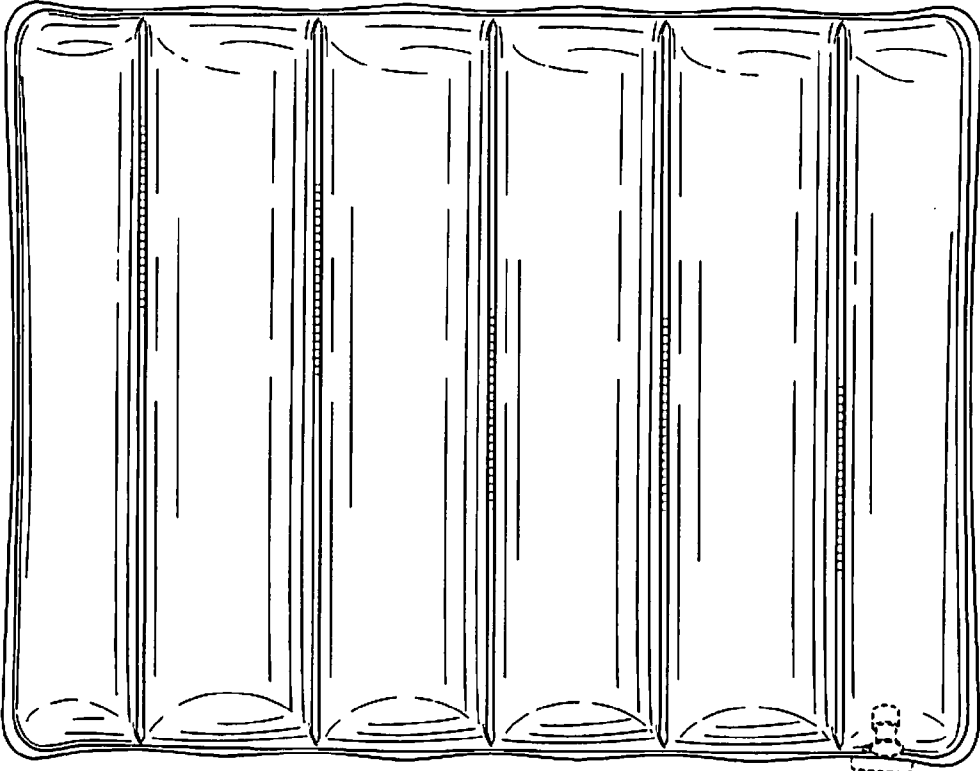


FIG. 4

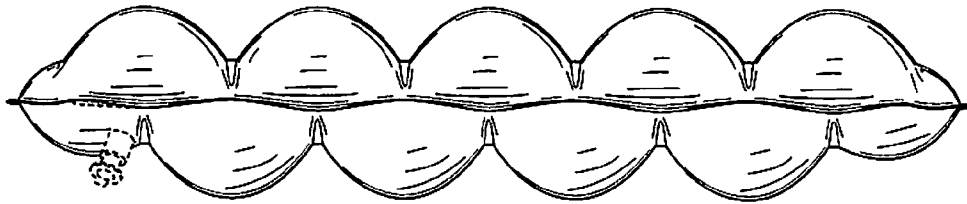


FIG. 5

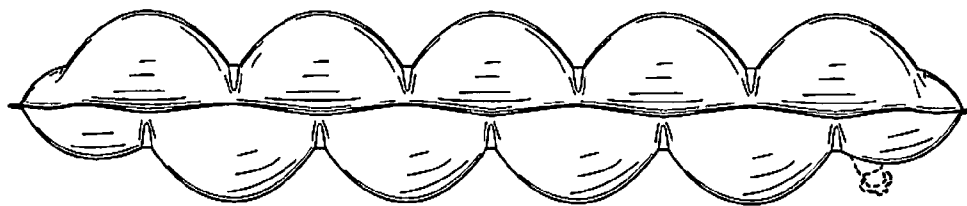


FIG. 6



FIG. 7



FIG. 8

