



US00D331925S

United States Patent [19]

[11] Patent Number: **Des. 331,925**

Sawada et al.

[45] Date of Patent: **** Dec. 22, 1992**

[54] **FACSIMILE**

[75] Inventors: **Masaji Sawada, Kyoto; Akira Tsukada, Osaka; Kenzo Yoshida; Takeshi Kodera, both of Nara, all of Japan**

D. 296,334	6/1988	Hara	D18/36
D. 305,775	1/1990	Tasada	D18/36
D. 312,079	11/1990	Kosatsu	D14/118
D. 316,254	4/1991	Sato	D14/118
D. 323,160	1/1992	Udagawa	D14/118

[73] Assignee: **Sharp Kabushiki Kaisha, Osaka, Japan**

[**] Term: **14 Years**

[21] Appl. No.: **795,086**

[22] Filed: **Nov. 20, 1991**

[30] **Foreign Application Priority Data**

Jun. 6, 1991 [JP] Japan 3-16857

[52] U.S. Cl. **D14/118**

[58] Field of Search D14/118, 124, 299;
D18/36, 37; 358/400, 401

[56] **References Cited**

U.S. PATENT DOCUMENTS

D. 290,959 7/1987 Ooie D14/118

OTHER PUBLICATIONS

The Office, Oct. 1988, p. 39, Nitsuko model FX-E500.

Primary Examiner—Theodore M. Shooman
Attorney, Agent, or Firm—Nixon & Vanderhye

[57] CLAIM

The ornamental design for a facsimile, as shown and described.

DESCRIPTION

FIG. 1 is a top plan view of a facsimile showing our new design;

FIG. 2 is a front elevational view thereof;

FIG. 3 is a right side elevational view thereof;

FIG. 4 is a rear elevational view thereof;

FIG. 5 is a left side elevational view thereof; and,

FIG. 6 is a bottom plan view thereof.


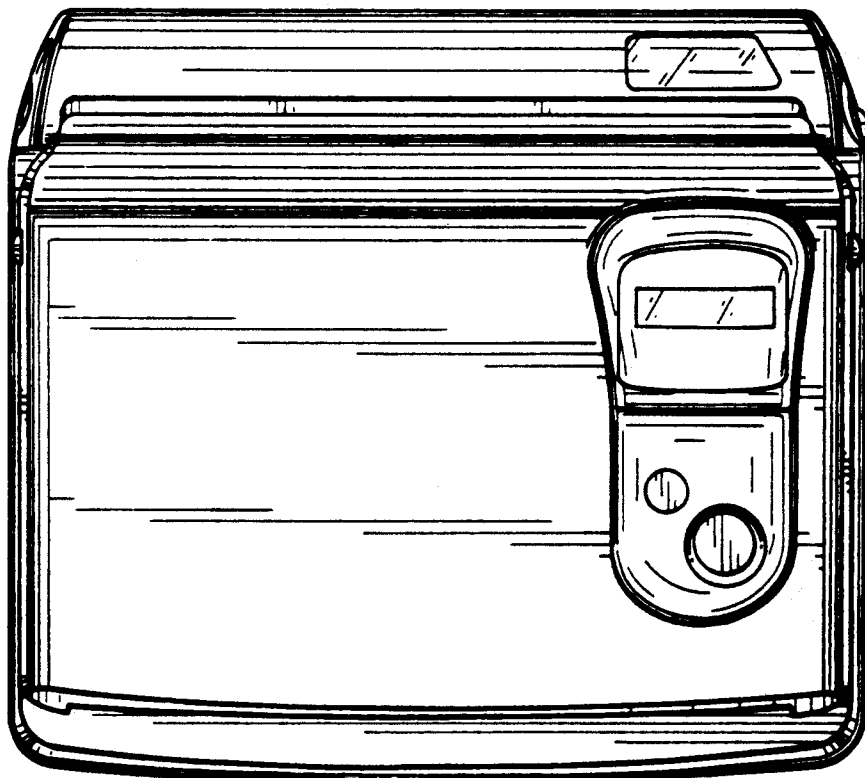


FIG. 1


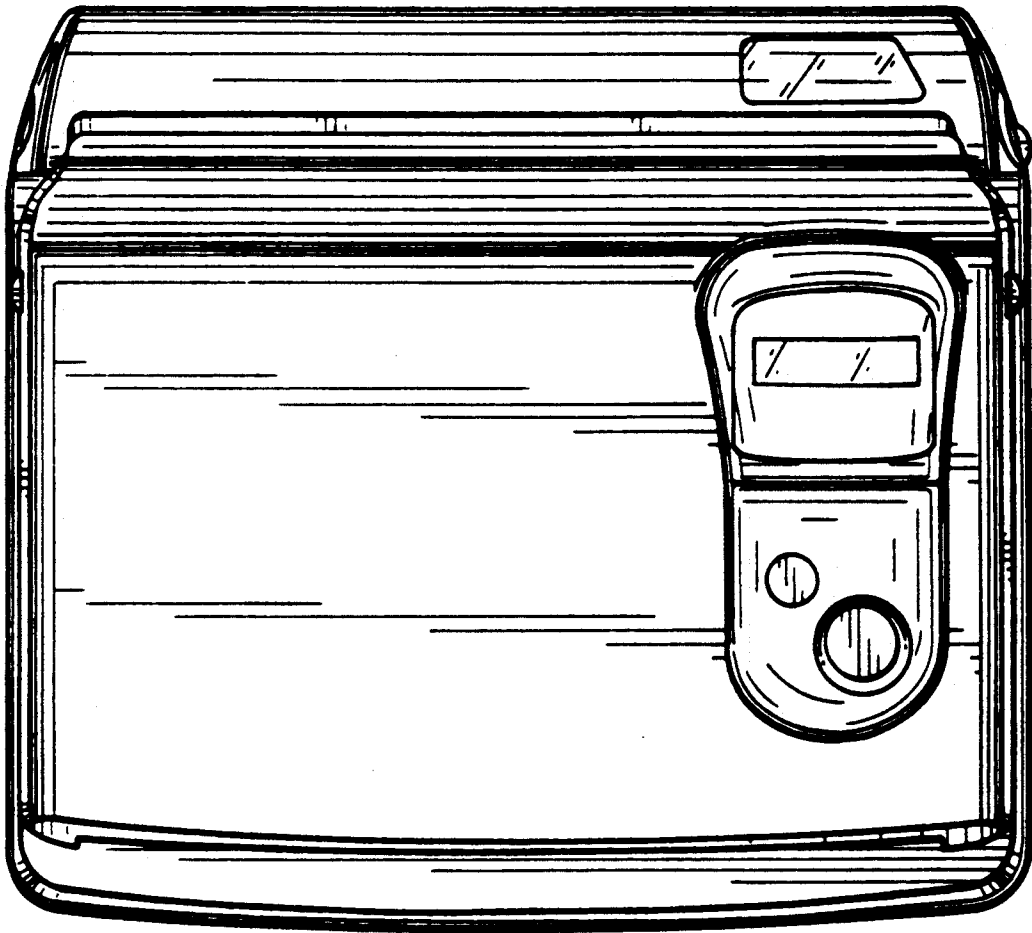


FIG. 2

FIG. 3

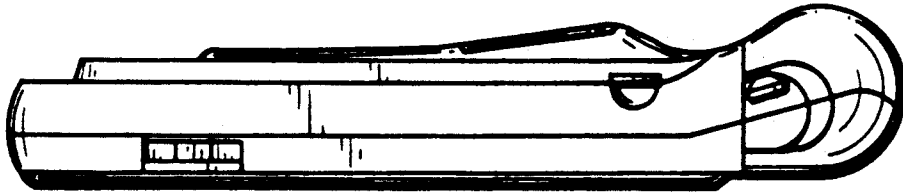


FIG. 4




FIG. 5

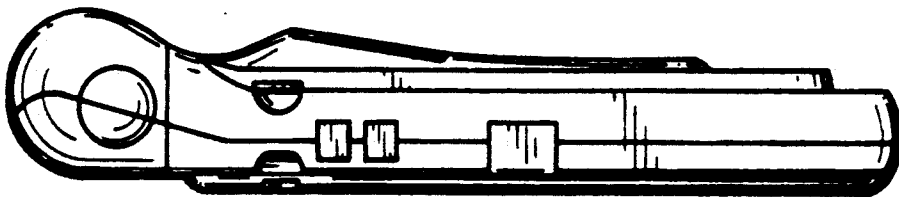


FIG. 6

