



US00D539957S

(12) **United States Design Patent**
Luo

(10) **Patent No.:** **US D539,957 S**

(45) **Date of Patent:** **** Apr. 3, 2007**

(54) **LIGHT DEVICE**

(75) Inventor: **Hong Ji Luo**, Zhong Shan (CN)

(73) Assignee: **Simon Nicholas Richmond**, Waterloo (AU)

(**) Term: **14 Years**

(21) Appl. No.: **29/222,896**

(22) Filed: **Feb. 7, 2005**

(51) **LOC (8) Cl.** **26-05**

(52) **U.S. Cl.** **D26/67; D26/128**

(58) **Field of Classification Search** D26/67-71,
D26/128; 362/152, 183, 431, 410-415

See application file for complete search history.

(56) **References Cited**

U.S. PATENT DOCUMENTS

1,573,580	A	*	2/1926	Ruttle	362/363
D197,438	S	*	2/1964	Harling et al.	D26/67
D284,311	S	*	6/1986	Patel	D26/67
D495,444	S	*	8/2004	Lam	D26/67
D497,021	S	*	10/2004	Pu	D26/67
D507,069	S	*	7/2005	Sanoner	D26/68

D518,219	S	*	3/2006	Bucher et al.	D26/67
D518,589	S	*	4/2006	Harbaugh	D26/68

* cited by examiner

Primary Examiner—Clare E Heflin

(74) *Attorney, Agent, or Firm*—Lowe Hauptman & Berner, LLP

(57) **CLAIM**

The ornamental design for a light device, as shown and described.

DESCRIPTION

FIG. 1 is a perspective view of a light device in accordance with the present invention;

FIG. 2 is a first side view of the light device shown in FIG. 1;

FIG. 3 is a second side view of the light device shown in FIG. 1;

FIG. 4 is a top view of the light device shown in FIG. 1; and,

FIG. 5 is a bottom view of the light device shown in FIG. 1.

The broken lines shown on the drawings are for illustrative purposes only and form no part of the claimed design.

1 Claim, 2 Drawing Sheets

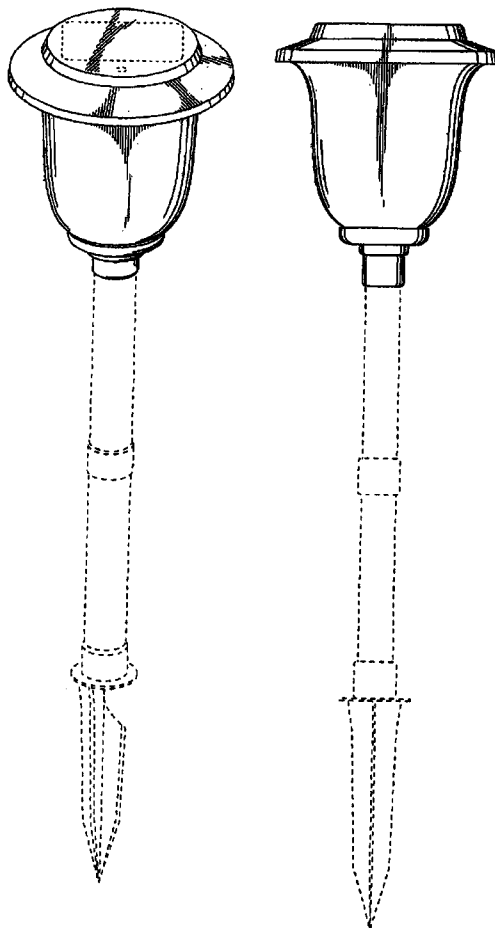


Fig. 1

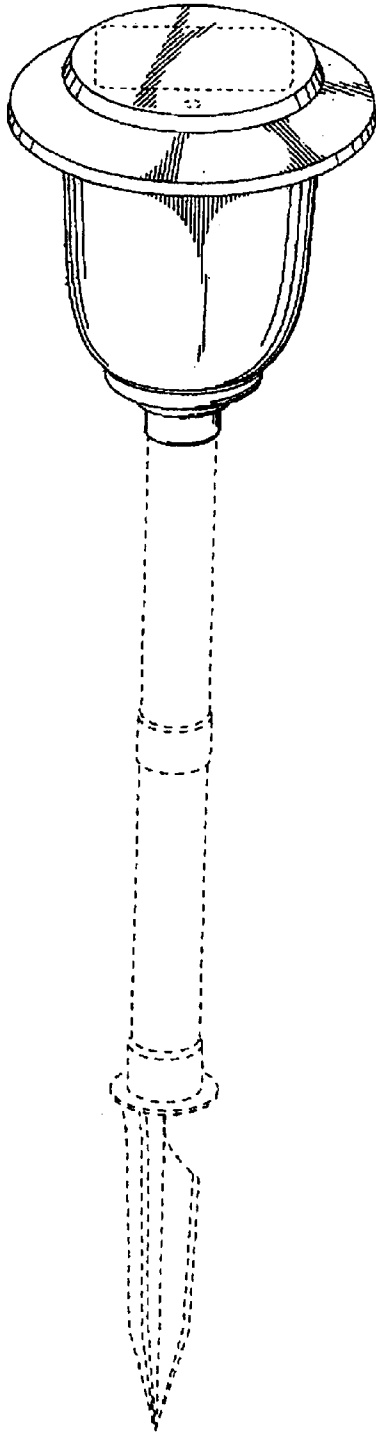


Fig. 2

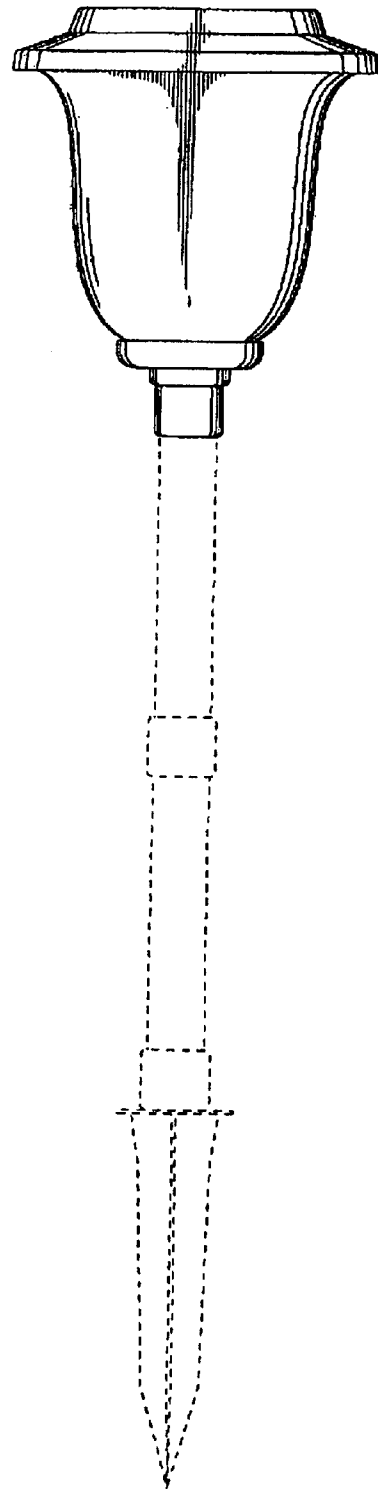


Fig. 3

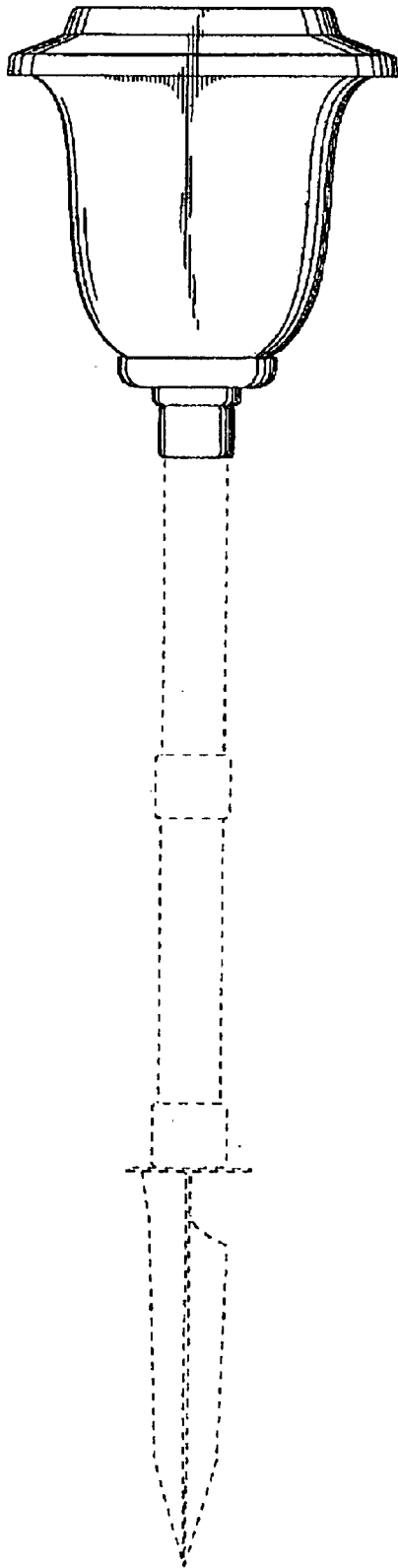


Fig. 4

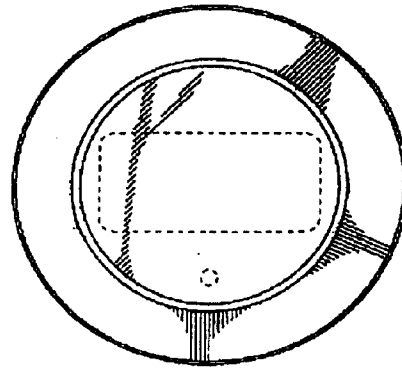


Fig. 5

