



US00D480520S

(12) **United States Design Patent** (10) **Patent No.:** **US D480,520 S**
Resuello et al. (45) **Date of Patent:** **** Oct. 7, 2003**

(54) **DISHWASHER DOOR**

D425,676 S * 5/2000 Roberts D32/3
D437,981 S * 2/2001 Jeong D32/2
D438,350 S * 2/2001 Jeong D32/2

(75) Inventors: **Ildefonso Resuello**, Portland, OR (US);
Jonathan Dalton, Portland, OR (US);
Charles L. Jones, Stevensville, MI
(US); **Michael R. Carey**, Coloma, MI
(US); **Allen D. Wong**, Berrien Springs,
MI (US)

* cited by examiner

(73) Assignee: **Whirlpool Corporation**, Benton
Harbor, MI (US)

Primary Examiner—Louis S. Zarfaz
Assistant Examiner—Robert A. Delehanty
(74) *Attorney, Agent, or Firm*—John F. Colligan; Robert O.
Rice; Stephen Krefman

(**) Term: **14 Years**

(57) **CLAIM**

(21) Appl. No.: **29/178,410**

The ornamental design of a dishwasher door, as shown and described.

(22) Filed: **Mar. 25, 2003**

DESCRIPTION

(51) **LOC (7) Cl.** **15-05**

FIG. 1 is a top plan view thereof;

(52) **U.S. Cl.** **D32/3**

FIG. 2 is a front elevational view thereof;

(58) **Field of Search** D32/2-3, 5-6,
D32/25; 134/56 D, 58 D, 57 DL, 93, 135,
257, 200; 312/108, 109, 138 R; 40/490

FIG. 3 is a right side elevational view thereof; and,

FIG. 4 is a front perspective view of the dishwasher door showing the new design.

(56) **References Cited**

U.S. PATENT DOCUMENTS

D421,162 S * 2/2000 Roberts D32/3

1 Claim, 2 Drawing Sheets

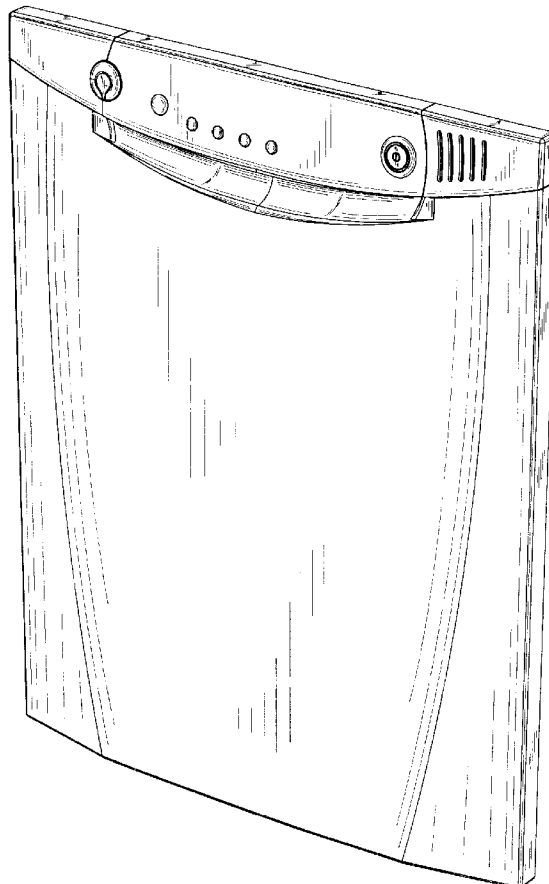




Fig. 2

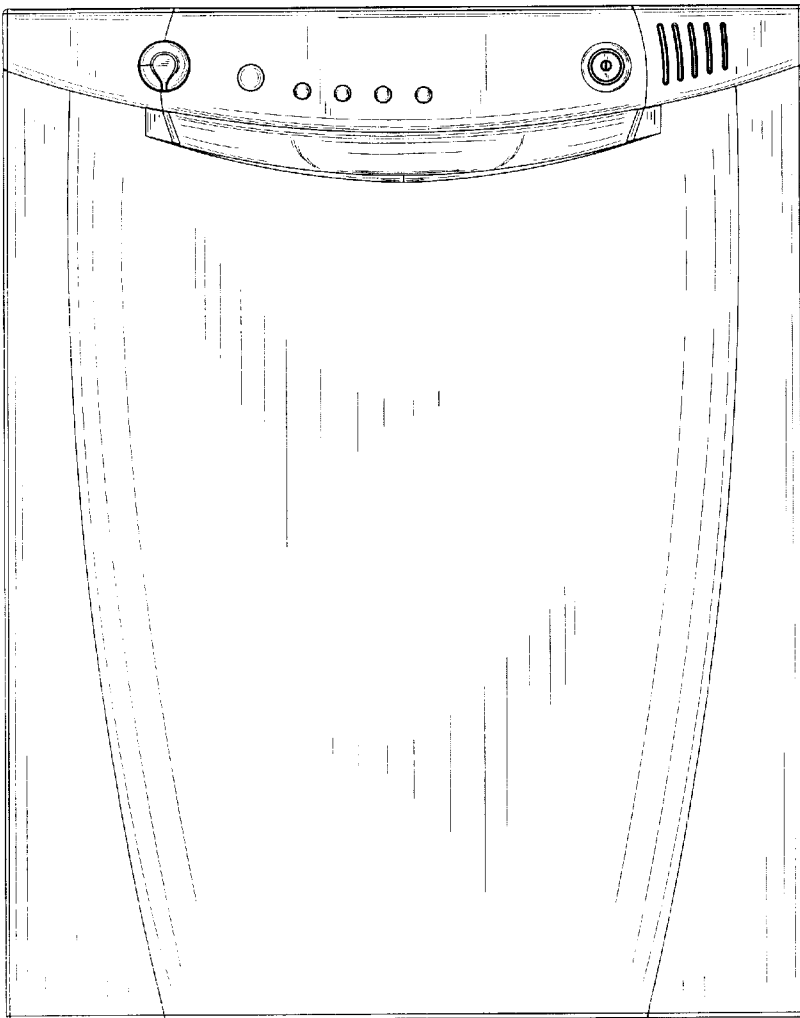


Fig. 1




Fig. 3




Fig. 4