



US00D856668S

(12) **United States Design Patent**  
**Rahardjo**

(10) **Patent No.:** **US D856,668 S**

(45) **Date of Patent:** **\*\* Aug. 20, 2019**

(54) **HANDBAG**

(71) Applicant: **Sri Rahardjo**, Singapore (SG)

(72) Inventor: **Sri Rahardjo**, Singapore (SG)

(\*\*) Term: **15 Years**

(21) Appl. No.: **29/640,054**

(22) Filed: **Mar. 12, 2018**

(51) **LOC (12) Cl.** ..... **03-01**

(52) **U.S. Cl.**  
USPC ..... **D3/243**

(58) **Field of Classification Search**

USPC ..... D3/232–233, 240–243, 245–246

CPC ..... A45C 1/024; A45C 3/06

See application file for complete search history.

(56) **References Cited**

**U.S. PATENT DOCUMENTS**

D422,405 S *	4/2000	du Sartel	.....	D3/232
D498,360 S *	11/2004	de Baschmakoff	.....	D3/243
D524,045 S *	7/2006	Handley	.....	D3/243
D661,894 S *	6/2012	Sassi	.....	D3/245
D767,270 S *	9/2016	Maier	.....	D3/243
D767,884 S *	10/2016	Venturini Fendi	.....	D3/243
D792,093 S *	7/2017	Venturini Fendi	.....	D3/243
D794,326 S *	8/2017	Nair	.....	D3/243
D803,555 S *	11/2017	Maier	.....	D3/243
D813,533 S *	3/2018	de Haan	.....	D3/243
D816,330 S *	5/2018	Nair	.....	D3/243
D831,346 S *	10/2018	Nair	.....	D3/243
D833,739 S *	11/2018	Sassi	.....	D3/243

\* cited by examiner

*Primary Examiner* — Holly H Baynham

(74) *Attorney, Agent, or Firm* — Ziegler IP Law Group, LLC

(57) **CLAIM**

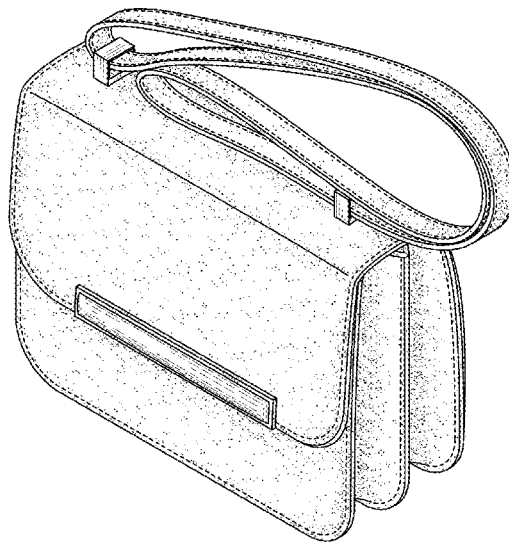
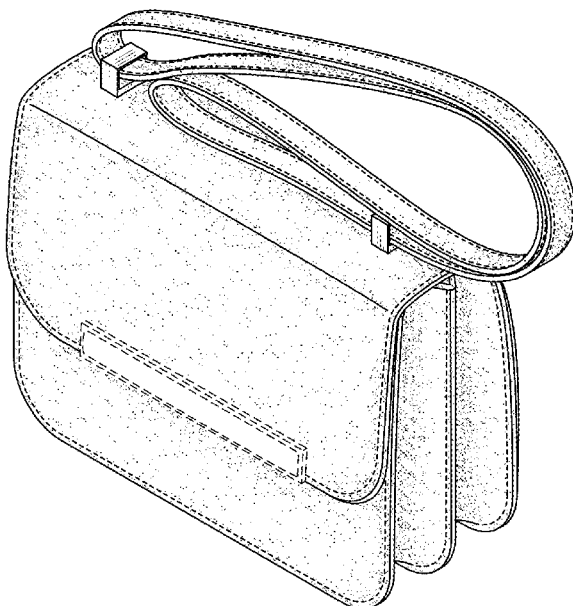
The ornamental design for a handbag, as shown and described.

**DESCRIPTION**

FIG. 1 is a perspective view of a first embodiment of a handbag showing the new design; FIG. 2 is a bottom view thereof; FIG. 3 is a top view thereof; FIG. 4 is a front view thereof; FIG. 5 is a side view thereof; FIG. 6 is another side view thereof, shown from the side opposite that shown in FIG. 5; FIG. 7 is a back view thereof; FIG. 8 is a perspective view of a second embodiment of the handbag showing the new design; FIG. 9 is a bottom view thereof; FIG. 10 is a top view thereof; FIG. 11 is a front view thereof; FIG. 12 is a side view thereof; FIG. 13 is another side view thereof, shown from the side opposite that shown in FIG. 12; and, FIG. 14 is a back view thereof.

The broken lines showing stitching are for the purposes of illustrating environment and form no part of the claimed design.

**1 Claim, 8 Drawing Sheets**



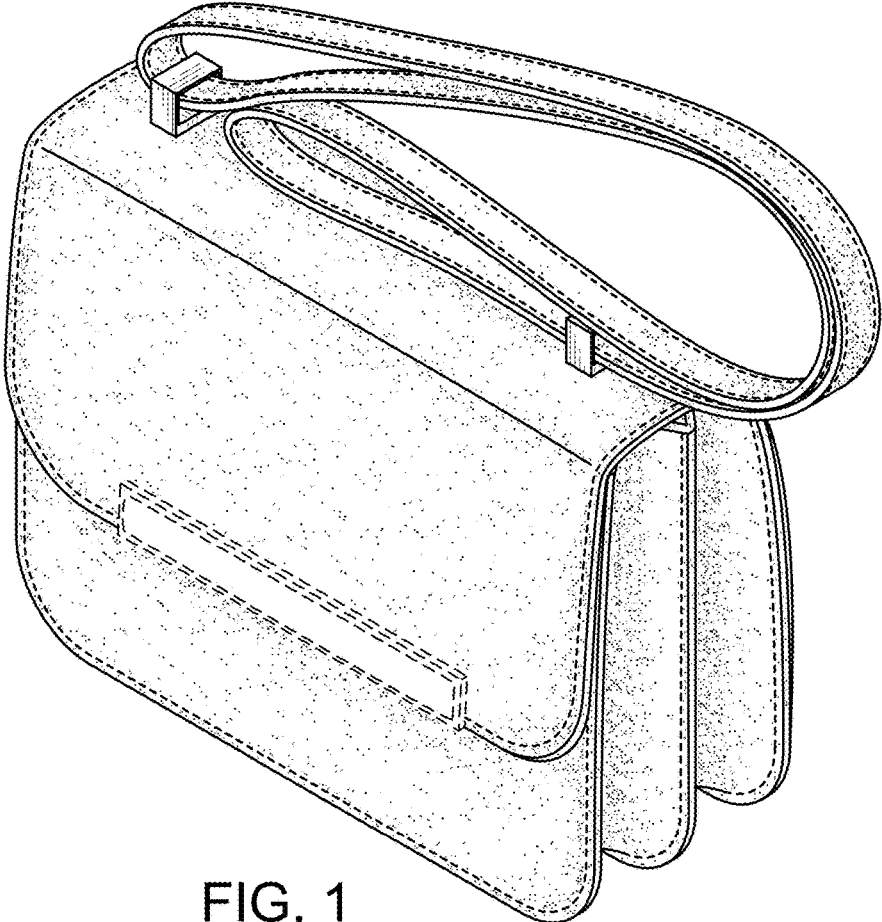


FIG. 1




FIG. 2

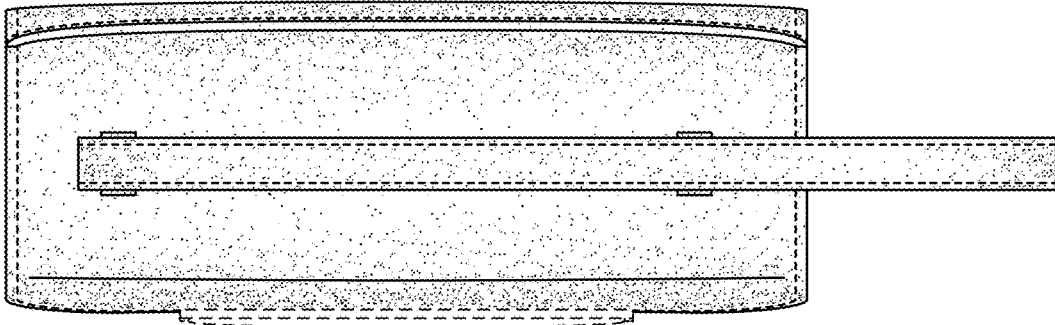


FIG. 3



FIG. 4

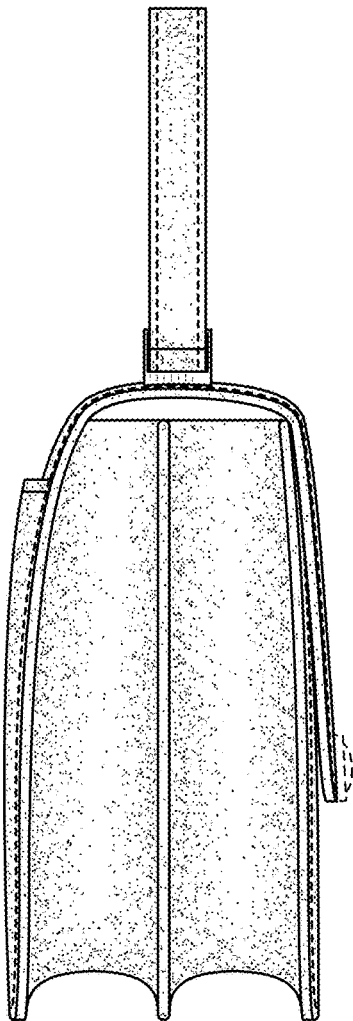


FIG. 5

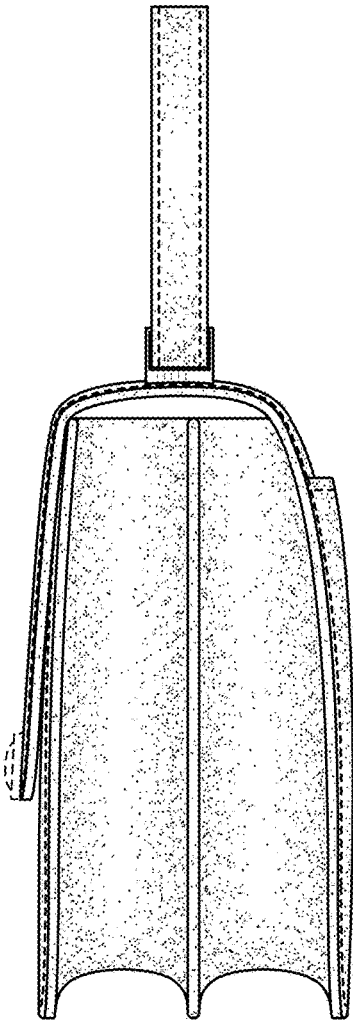


FIG. 6



FIG. 7

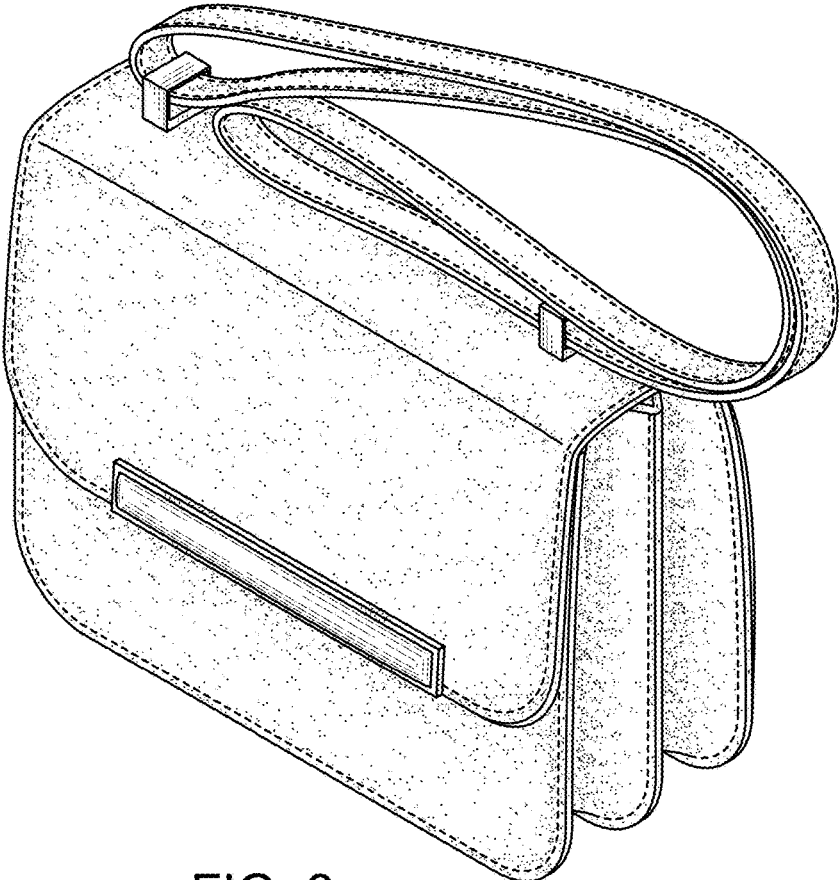


FIG. 8




FIG. 9

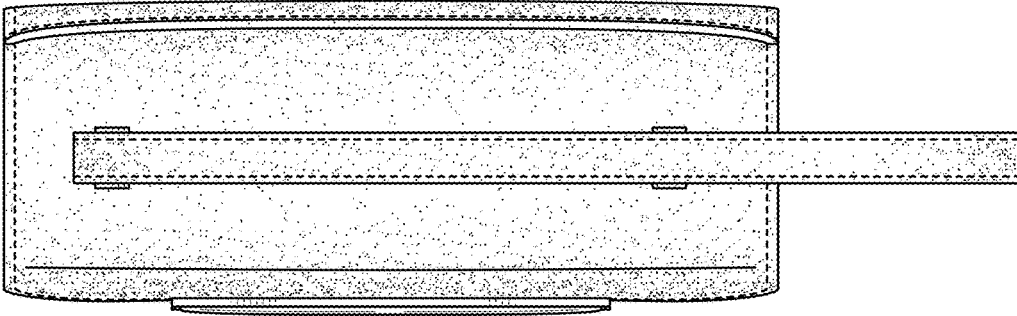


FIG. 10

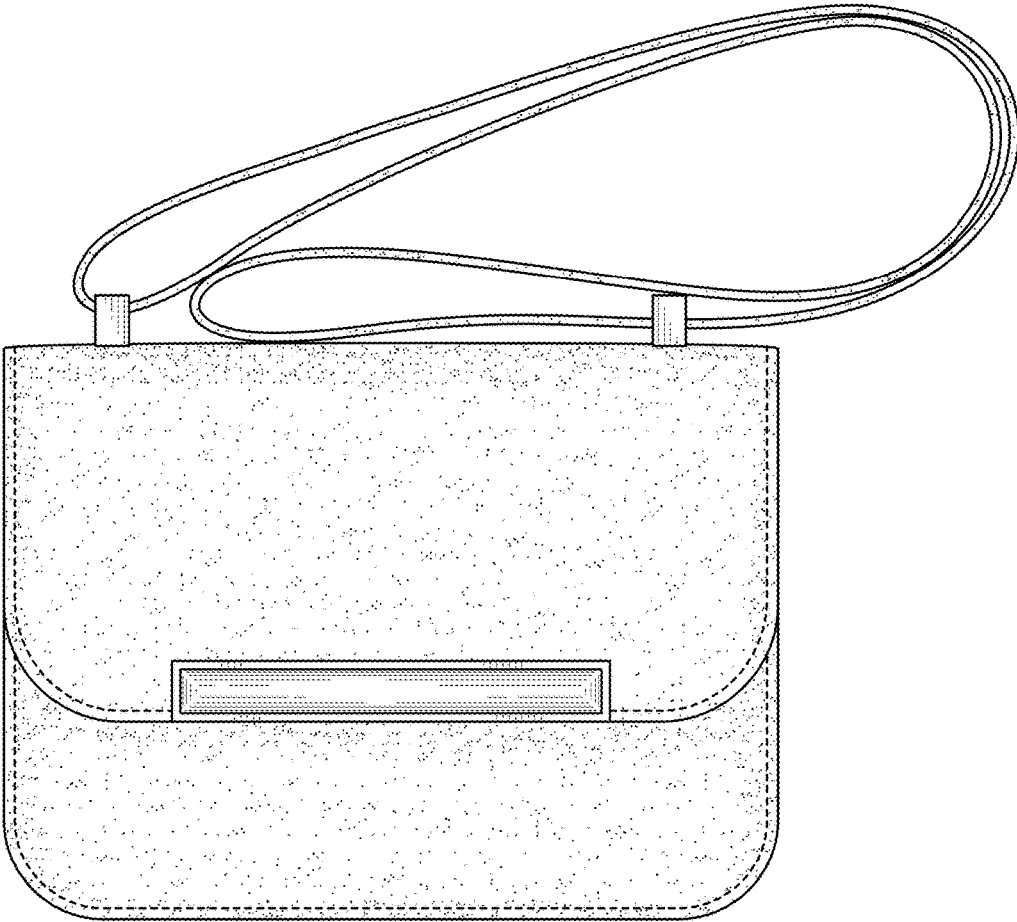


FIG. 11

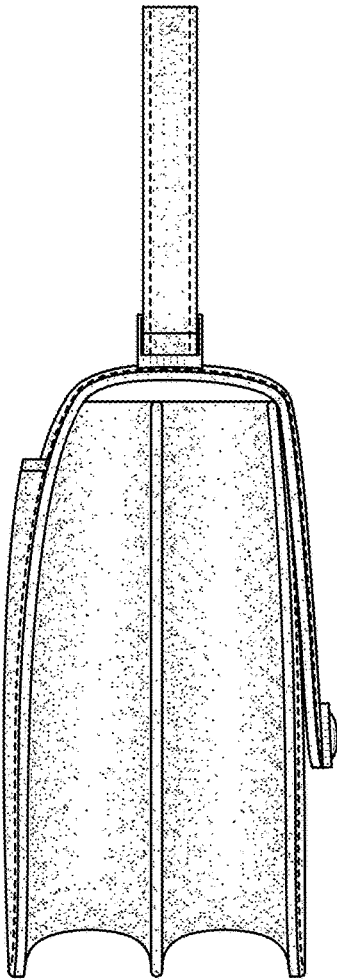


FIG. 12

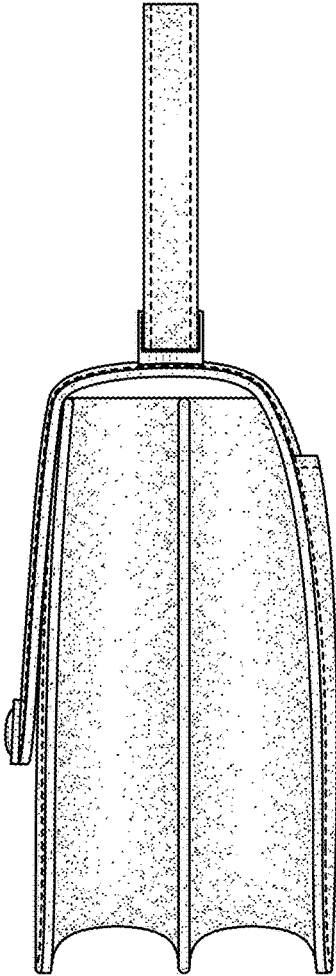


FIG. 13





FIG. 14