July 20, 1948. L. DAVIS 2,445,421

ALPHABET JIGSAW GAME

Filed March 24, 1944 2 Sheets-Sheet 1

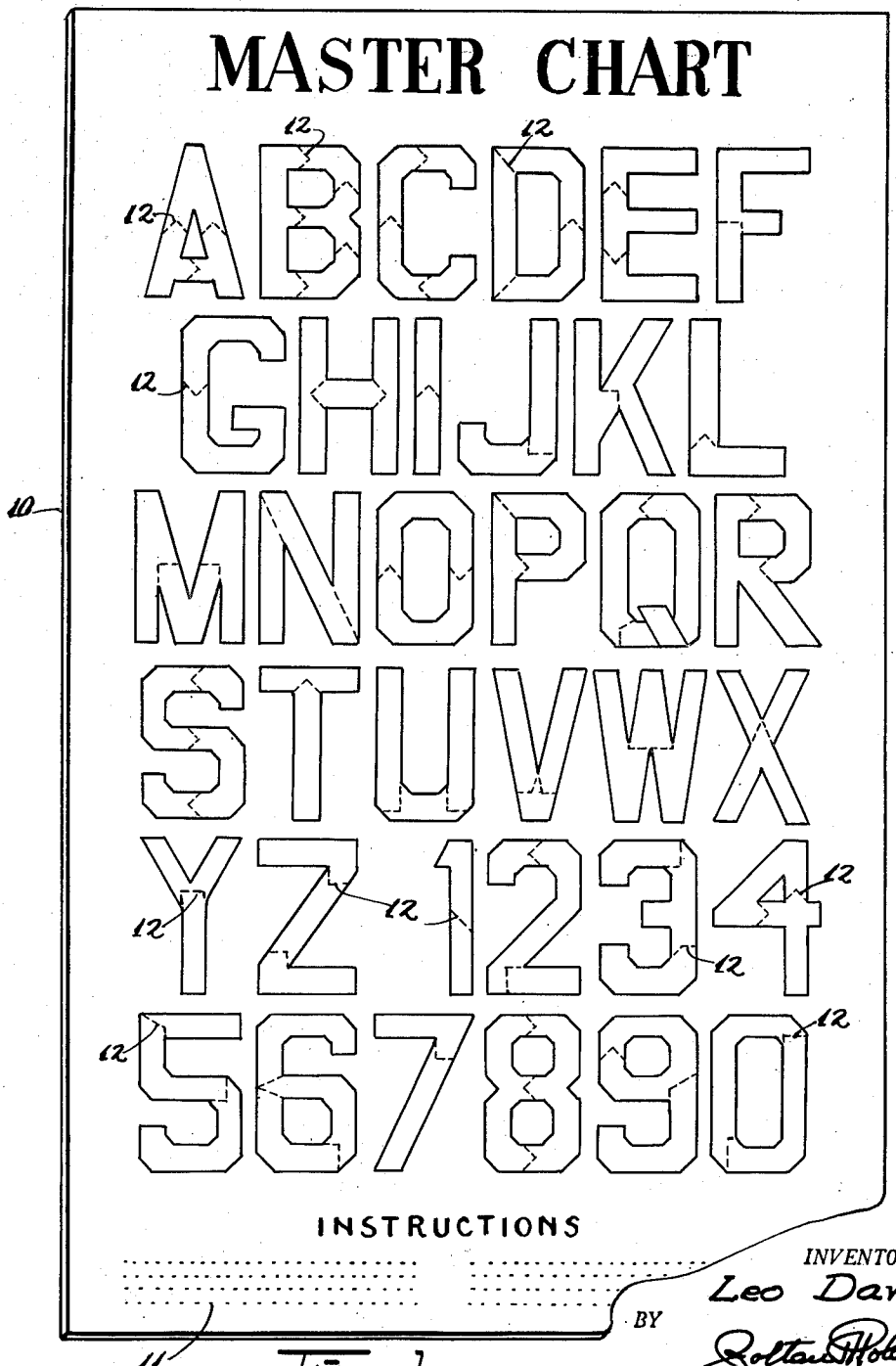

Fig. 1.

INVENTOR.
Leo Davis
BY
Zoltan Polacheck
ATTORNEY

July 20, 1948. L. DAVIS 2,445,421

ALPHABET JIGSAW GAME

Filed March 24, 1944 2 Sheets-Sheet 2

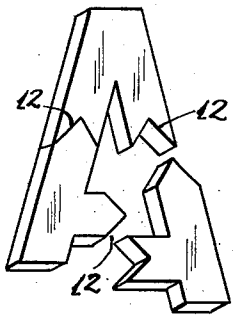

Fig. 2.

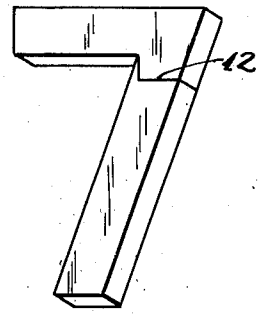

Fig. 3.

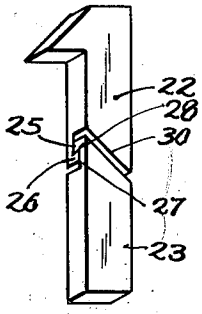

Fig. 9.

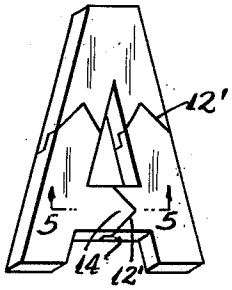

Fig. 4.



Fig. 5.

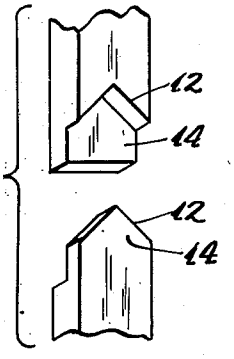

Fig. 6.

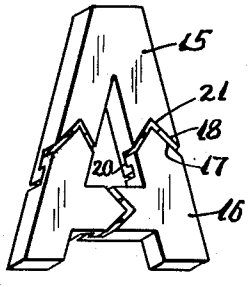

Fig. 7.

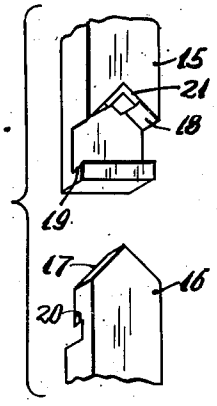

Fig. 8.

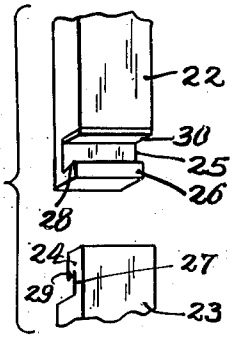

Fig. 10.

INVENTOR.
Leo Davis
BY
Zoltan A. Blaschke
ATTORNEY

Patented July 20, 1948

2,445,421

UNITED STATES PATENT OFFICE

2,445,421

ALPHABET JIGSAW GAME

Leo Davis, New York, N. Y.

Application March 24, 1944, Serial No. 527,869

2 Claims. (Cl. 273—157)

1

This invention relates to new and useful improvements in an alphabet jigsaw game.

More particularly, the invention contemplates the construction of a game as mentioned which is characterized by the twenty-six letters of the alphabet and the ten numerals imprinted in outline or other form. Said alphabet and numbers are cut, or adapted to be cut into two or more pieces each. The purpose of the game is to entertain and instruct children. The chief advantage resides in the fact that it is simple and yet very entertaining. It teaches children coordination and is a practical method of instructing them to learn the alphabet and numbers.

The invention contemplates several modified forms which may distinguish from each other in the construction and cutting of the alphabet and numbers, and in the connection of the pieces thereof.

For further comprehension of the invention, and of the objects and advantages thereof, reference will be had to the following description and accompanying drawings, and to the appended claims in which the various novel features of the invention are more particularly set forth.

In the accompanying drawing forming a material part of this disclosure:

Fig. 1 is a perspective view of an imprinted sheet constructed in accordance with the alphabet jigsaw game of this invention.

Fig. 2 is a perspective view of the letter A of the game, indicating the several parts from which this letter is composed.

Fig. 3 is a perspective view of the numeral 7 constructed in accordance with this form of the invention.

Fig. 4 is a perspective view of the letter A of a game constructed in accordance with a modification of the invention.

Fig. 5 is a fragmentary enlarged view taken on the line 5—5 of Fig. 4.

Fig. 6 is a perspective view of certain of the parts shown in Figs. 4 and 5 slightly separated.

Fig. 7 is a perspective view of the letter A constructed in accordance with another modified form of the invention.

Fig. 8 is a perspective view of certain of the parts of Fig. 7 illustrated in a separated position.

Fig. 9 is a perspective view of the numeral 1 constructed in accordance with another modified form of the invention.

Fig. 10 is a perspective view of certain of the parts of Fig. 9 shown separated.

The alphabet jigsaw game, in accordance with the form disclosed in Figs. 1–3, includes a cardboard or other rectangular sheet 10 having imprinted in outline or other form the twenty-six letters of the alphabet and ten numerals. At the bottom of the sheet there is a printed instruction area 11 instructing in the way the game should be played.

2

The twenty-six letters and the ten numerals are cut out and then are cut apart, as for example, illustrated in Figs. 2 and 3. In Fig. 1 each letter and each numeral is imprinted with dotted or solid lines 12 for indicating the way the letter or numeral should be cut into pieces. In Fig. 2 the letter A is disclosed cut out and cut into the parts indicated. The particular cuts are of a pointed formation. The parts are so designed that no two parts are alike. In Fig. 3 the numeral 7 is disclosed cut along the line 12. However, this line is of a different shape than the one shown in Fig. 2.

In Figs. 4–6 a modified form of the invention is disclosed which relates particularly to heavy boards, such as cardboards or boards made of plastic or other materials. It is here suggested that the various parts of the letters and numerals be cut along the line 12' which are so fashioned as to have overlapping adjacent portions 14. In other respects this form of the invention is identical to the previous form.

In Figs. 7 and 8 still another form of the invention is disclosed in which the letters or numerals are cut into sections so that adjacent sections 15 and 16 have an interengageable pointed portion 17 and a complementary receiving recess 18 opposed to a slightly inclined face 19 and a complementary inclined face 20. A small cushion, or elastic material 21 is set into the pointed recess 18. When these parts are engaged together it is necessary that the pointed portion 17 be forced against the cushion 18 and then the inclined wall 20 may be engaged behind the inclined face 19. When released the cushion 21 slightly moves the parts so that the inclined faces 19 and 20 catch and hold each other. This releasably holds the sections 15 and 16 connected together.

In Figs. 9 and 10 another modified construction is shown in which the letters or numerals have their adjacent sections 22 and 23 formed with overlapping parts 24 and 25. These overlapping parts have inter-engageable raised portions 25 and complementary recesses 27. Each raised portion 26 has an inclined face 28 engageable by the inclined face 29 of the recess 27. A rubber strip or other resilient strip 30 is attached to a face opposed to the face 28. When the sec-

tions are assembled it is necessary that the cushion material 30 be slightly compressed, which then permits the inclined faces 28 and 29 to be engaged with each other. Expansion of the cushion 30 holds the sections 22 and 23 connected.

In other respects this form of the invention is similar to that previously shown and like reference numerals identify like parts in each of the several views.

From the above it will readily be apparent that the general purpose of the invention is to teach the letters of the alphabet and numerals through the medium of the jigsaw game. The invention may take various forms and embodiments, and yet contain the dominating feature.

While I have illustrated and described the preferred embodiments of my invention, it is to be understood that I do not limit myself to the precise constructions herein disclosed and the right is reserved to all changes and modifications coming within the scope of the invention as defined in the appended claims.

Having thus described my invention, what I claim as new, and desire to secure by United States Letters Patent, is:

1. An alphabet jigsaw game having a character cutout cut into a number of unlike sections with portions of the matching ends of the unlike sections being overlapped and interengaged, other portions of the matching ends having walls normally spaced from each other and other walls which contact each other when the overlapped and interengaged portions of the matching ends are engaged, said spaced walls and contacting walls being so related to each other that longitudinal movement of the sections moving the spaced walls away from each other moves the contacting walls into firmer contact with each other, and a compressible member disposed between said spaced walls and being attached to one of said spaced walls and engaging the other spaced wall to normally urge the spaced walls apart and the contacting walls into contact with each other and maintain the overlapped and interengaged portions of the matching ends engaged, whereby when the sections are manually moved relative to each other in a direction to close the space between said spaced walls said compressible member will be compressed and the overlapped and interengaged portions may be disengaged freeing the sections to be separated.

2. An alphabet jigsaw game having a character cutout cut into a number of unlike sections with portions of the matching ends of the unlike sections being overlapped and interengaged, other portions of the matching ends having walls normally spaced from each other and other walls which contact each other when the overlapped and interengaged portions of the matching ends are engaged, said spaced walls and contacting walls being so related to each other that longitudinal movement of the sections moving the spaced walls away from each other moves the contacting walls into firmer contact with each other, and a compressible member disposed between said spaced walls and being attached to one of said spaced walls and engaging the other spaced wall to normally urge the spaced walls apart and the contacting walls into contact with each other and maintain the overlapped and interengaged portions of the matching ends engaged, whereby when the sections are manually moved relative to each other in a direction to close the space between said spaced walls said compressible member will be compressed and the overlapped and interengaged portions may be disengaged freeing the sections to be separated, said compressible means comprises a strip of rubber secured to the said one wall.

LEO DAVIS.

REFERENCES CITED

The following references are of record in the file of this patent:

UNITED STATES PATENTS

Number	Name	Date
928,540	Rawitch	July 20, 1909
1,270,181	McElveen	June 18, 1918
1,976,664	Gantt	Oct. 9, 1934
1,997,501	Sweney	Apr. 9, 1935
2,011,058	Krase	Aug. 13, 1935

FOREIGN PATENTS

Number	Country	Date
48,745	Switzerland	July 12, 1909