No. 891,878. PATENTED JUNE 30, 1908.

H. D. THATCHER.

PAPER RECEPTACLE.

APPLICATION FILED JULY 3, 1907.

Fig. 1.

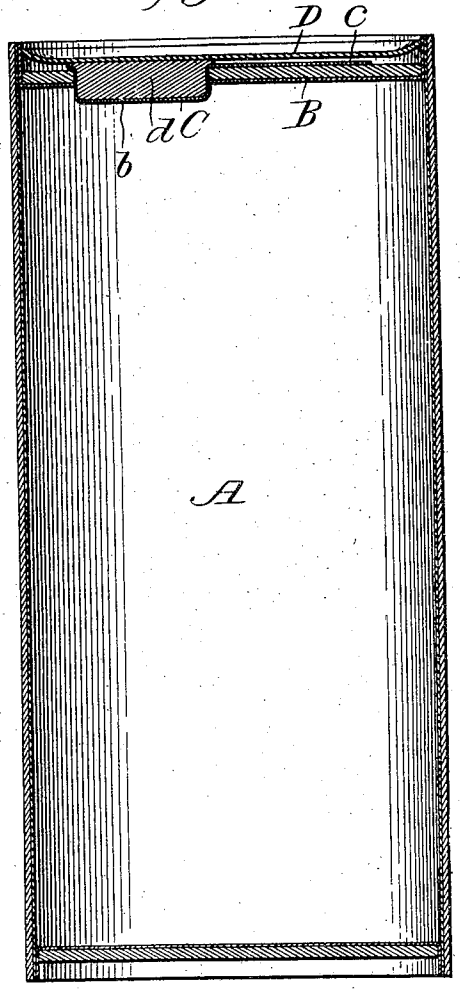

Fig. 2.

Fig. 3.

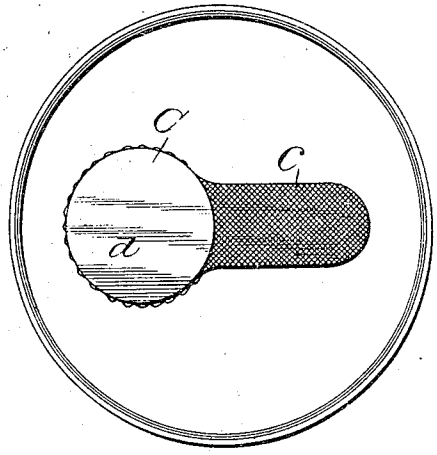

Fig. 5.

Fig. 4.

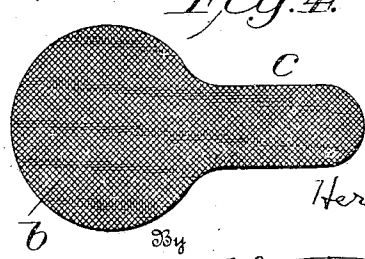

Witnesses

C. H. Walker.

Grace P. Brereton

Inventor

Hervey D. Thatcher

By

Sturtevant & Mason

Attorneys

UNITED STATES PATENT OFFICE.

HERVEY D. THATCHER, OF POTSDAM, NEW YORK.

PAPER RECEPTACLE.

No. 891,878. Specification of Letters Patent. Patented June 30, 1908.

Application filed July 3, 1907. Serial No. 382,065.

To all whom it may concern:

Be it known that I, HERVEY D. THATCHER, a citizen of the United States, residing at Potsdam, in the county of St. Lawrence, State of New York, have invented certain new and useful Improvements in Paper Receptacles, of which the following is a description, reference being had to the accompanying drawing and to the letters and figures of reference marked thereon.

My invention relates to an improvement in paper receptacles for the carrying and shipment of milk, and has a twofold object,—first, to provide a closure for the top of the receptacle, which can be easily and quickly lifted out, the package filled and the closure returned to place in good condition to transport and be air and water tight, and so that it can be repeatedly removed by the consumer and returned to place in good condition without destroying the air tight qualities of the receptacle. Second, to provide a seal to be used on the top of the can above the closure, which can be readily and easily applied, is simple in construction and yet so constructed as not to be in danger of accidental displacement, upon which seal may be applied numerous indicating marks required under the rules and regulations of the boards of health of the various cities to which the milk may be shipped.

So far as the receptacle itself is concerned, it may be of any well known construction, but preferably constructed in accordance with an application for patent heretofore filed by me on the 21st day of March, 1907, Serial No. 363,616.

The invention is illustrated in the accompanying drawings, in which,—

Figure 1 is a sectional elevation of a receptacle, provided with my improved closure and seal; Fig. 2 is a top view of the can, showing the seal in place. Fig. 3 is a similar view with the seal removed; Fig. 4 is a plan view of the cloth blank, forming the under cover and handle tab for the closure; and Fig. 5 is a side elevation of the closure.

In these drawings, A represents the receptacle as a whole, which is herein shown as of cylindrical shape, and is provided with a cover portion B, below the chime, which cover portion B has a small opening for the reception of the closure C, which will be hereinafter referred to.

The seal D consists of a circular piece of pasteboard or other suitable material, of ordinary thickness, slightly greater in diameter than the diameter of the space between the sides of the chime on the receptacle, and is adapted to be forced into the space at the top of the receptacle, and to hold firmly by frictional contact. When forced into place, its outer periphery takes the form shown in Fig. 1. It may be removed by the insertion of a fork or sharp pointed instrument beneath the edge of the seal. Upon this seal is printed as described by the producer, his address, trademark, and such other facts as he may wish to emphasize. A space is to be reserved or used for a license number, and the name of the city issuing it; also a space on which may be printed the grade or brand under which the said city permits its sale.

The chief point in this invention, aside from the construction, is to furnish such a seal, that the producer with small cost and little trouble can daily stamp upon it the date of drawing of the milk. To accomplish this, I have left a blank space, thus "Milk drawn..... this month." Upon the blank space with a two wheel numbering machine, the producer can each day stamp simply the day of the month, the month and year being of no consequence. It is manifest that this seal is most practical, being easily and quickly applied, and being capable of having printed upon it on an ordinary numbering machine, the date of the month, said seals being printed in quantity with the other legends thereon. So far as the other feature of the invention is concerned, namely the closure C, the object of it is to close the necessary aperture made in the head of the receptacle to fill and discharge its contents. I have found that beeswax applied to a surface, will increase its frictional and adhesive power to a very great extent, and at the same time bear repeated parting and reapplied contact with little loss of substance or efficiency. If used clear, its adhesive or frictional power is very great. If diluted with paraffin or other substance of like nature, its adhesive or frictional power will be diminished. I, therefore, gage the percentage of beeswax to just the resistance required. I find that large closures require greater, and small ones less resistanc, and, therefore, amalgamate the paraffin and beeswax, always being sure that the resistance will be ample. In this way the opening and closing will be done

with the expenditure of the least possible force. There are several ways that the beeswax or the amalgamation of beeswax and paraffin may be applied to form a closure. It can be applied to the outer or contact surface of the closure, whether it be made of wood, paper or metal, or it can be applied to the contact surface of the paper aperture. I prefer, however, to fill or partially fill the interstices of a piece of cotton cloth or other flexible fabric, shown in blank form in Fig. 4 at *b*, with beeswax either pure or diluted, by passing the cloth through the same in the melted state, and then punching out the blank as shown, leaving a flap or tab-like extension *c* in one direction, with which to lift the closure out as required. The draft from one edge lifts the closure with the least expenditure of force, it being understood, of course, that the round portion of the blank is bent up around or crimped around a paper or wooden block *d*.

Having thus described my invention, what I claim as new and desire to secure by Letters Patent, is:—

1. A closure across the base and around the wall of which is affixed a flexible fiber, the interstices of which are filled or partially filled with a waterproof and adhesive compound, and having said flexible fiber formed with a tab or handle to allow of removal of the closure.

2. A closure across the base and around the wall of which is affixed a flexible fiber, the interstices of which are filled or partially filled with an amalgamation of beeswax and paraffin, and having said flexible fiber formed with a tab or handle to allow of removal of the closure.

In testimony whereof I affix my signature, in presence of two witnesses.

HERVEY D. THATCHER.

Witnesses:
A. M. PARKINS,
GRACE P. BRERETON.