

AUSTRALIA
Patents Act 1990

646285

P/00/001 28/9/91
Section 2

5

PATENT REQUEST: STANDARD PATENT/PATENT OF ADDITION

I/We, being the person(s) identified below as the Applicant, request the grant of a patent to the person identified below as the Nominated Person, for an invention described in the accompanying standard complete specification.

Full application details follow.

[71] Applicant: HOECHST AKTIENGESELLSCHAFT

Address: D-6230 Frankfurt am Main 80, Federal Republic of Germany

[70] Nominated Person: HOECHST AKTIENGESELLSCHAFT

Address: D-6230 Frankfurt am Main 80, Federal Republic of Germany

[54] Invention Title: A PROCESS FOR THE CONTINUOUS CONVERSION OF CEPHALOSPORIN
DERIVATIVES INTO GLUYTARYL-7-AMINOCEPHALOSPORANIC ACID
DERIVATIVES.

[72] Name(s) of actual inventor(s):

THOMAS BAYER and KLAUS SAUBER

[74] Address for service in Australia: c/o WATERMARK PATENT & TRADEMARK ATTORNEYS, of
The Atrium, 290 Burwood Road, Hawthorn, Victoria 3122, Australia Attorney Code: WM

BASIC CONVENTION APPLICATION(S) DETAILS

[31] Application Number	[33] Country	Country Code	[32] Date of Application
-------------------------	--------------	--------------	--------------------------

P 40 28 119.1

Germany


DE

5th September,
1990

F027843 04/09/91

Drawing number recommended to accompany the abstract

By my/our Patent Attorneys,
WATERMARK PATENT & TRADEMARK ATTORNEYS


D.B. MISHCLEWSKI

3rd September, 1991

(Date)

Registered Patent Attorney

AUSTRALIA

Patents Act 1990

NOTICE OF ENTITLEMENT

We, **HOECHST AKTIENGESELLSCHAFT** of, D-6230 Frankfurt am Main 80, Federal Republic of Germany being the applicant in respect of Application No. 83566/91 state the following:-


The Person nominated for the grant of the patent has entitlement from the actual inventors, Thomas Bayer and Klaus Sauber by assignment.

The person nominated for the grant of the patent is the applicant of the basic application listed on the patent request form.

The basic application listed on the request form is the first application made in a Convention country in respect of the invention.

HOECHST AKTIENGESELLSCHAFT

By our Patent Attorneys,
WATERMARK PATENT & TRADEMARK ATTORNEYS



10 November 1993

Darryl B. Mischlewski

Registered Patent Attorney



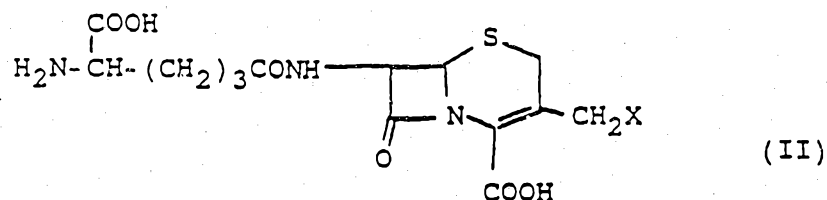
AU9183566

(12) PATENT ABRIDGMENT (11) Document No. AU-B-83566/91
(19) AUSTRALIAN PATENT OFFICE (10) Acceptance No. 646285

- (54) Title
A PROCESS FOR THE CONTINUOUS CONVERSION OF CEPHALOSPORIN DERIVATIVES INTO
GLUTARYL-7-AMINOCEPHALOSPORANIC ACID DERIVATIVES
- (51)⁵ International Patent Classification(s)
C07D 501/04 C07D 501/22 C07D 501/28 C07D 501/50
C12P 035/06
- (21) Application No. : 83566/91 (22) Application Date : 04.09.91
- (30) Priority Data
- (31) Number (32) Date (33) Country
4028119 05.09.90 DE GERMANY
- (43) Publication Date : 12.03.92
- (44) Publication Date of Accepted Application : 17.02.94
- (71) Applicant(s)
HOECHST AKTIENGESELLSCHAFT
- (72) Inventor(s)
THOMAS BAYER; KLAUS SAUBER
- (74) Attorney or Agent
WATERMARK PATENT & TRADEMARK ATTORNEYS , Locked Bag 5, HAWTHORN VIC 3122
- (57) Claim

1. A process for converting cephalosporin derivatives into the corresponding glutaryl-7-aminocephalosporanic acid derivatives, which comprises continuously adding said cephalosporin derivative to D-amino acid oxidase (E.C.1.4.3.3.) - containing catalyst and, where appropriate, subsequently adding hydrogen peroxide, and continuously withdrawing said glutaryl-7-aminocephalosporanic acid derivative.

4. The process as claimed in one or more of claims 1 to 3, wherein cephalosporin derivatives of the formula II

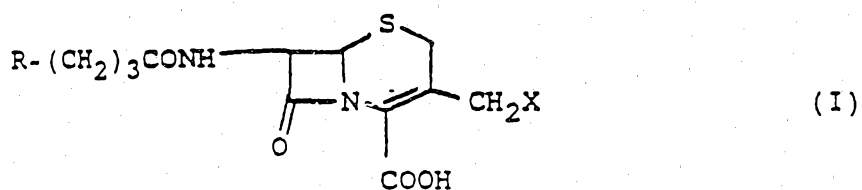


in which X is an acetate group, the radical of a nucleophile, a heterocycle, a hydroxyl group or hydrogen, and salts of cephalosporin derivatives of the formula II,

(11) AU-B-83566/91
(10) 646285

-2-

are preferably converted into the compounds of the formula I



in which X has the abovementioned meaning, R is a carboxyl group or a keto carboxyl group, and salts of cephalosporin derivatives of the formula I.

AUSTRALIA

Patents Act 1990

646285

ORIGINAL
COMPLETE SPECIFICATION
STANDARD PATENT

Application Number:

Lodged:

Invention Title: A PROCESS FOR THE CONTINUOUS CONVERSION OF CEPHALOSPORIN
DERIVATIVES INTO GLUTARYL-7-AMINOCEPHALOSPORANIC ACID
DERIVATIVES.

The following statement is a full description of this invention, including the
best method of performing it known to US :-

Description

A process for the continuous conversion of cephalosporin derivatives into glutaryl-7-aminocephalosporanic acid derivatives

Cephalosporin C (3-acetoxymethyl-7 β -(D-5-amino-5-carboxypentanamido)ceph-3-em-4-carboxylic acid) can be oxidized with permeabilized cells of the yeast *Trigonopsis variabilis* to α -ketoadipinyl-7-aminocephalosporanic acid and subsequently undergo oxidative decarboxylation with hydrogen peroxide to give glutaryl-7-aminocephalosporanic acid (German Offenlegungsschrift 2 219 454). Under the conditions described therein, reaction times of 0.5 to 3 hours are required and a yield of 60 to 73 % is achieved.

D-Amino-acid oxidase E.C. 1.4.3.3 (called DAO hereinafter) catalyzes the oxidative deamination of D-amino acids to the corresponding α -keto acids, ammonia and hydrogen peroxide.

Besides commercially available DAO from pig kidneys, the enzyme is synthesized by bacteria, yeasts and fungi. Among these, *Trigonopsis variabilis* is distinguished as a good DAO producer. Besides the use of this enzyme for racemate resolution of D,L-amino acids and the quantitative detection of D-amino acids in various solutions, particular attention should be drawn to the capacity for oxidative deamination of cephalosporin C.

According to Belgian Patent 736 934, DAO is obtained from fungi and must be released by lysis for the cephalosporin C oxidation which has been mentioned.

German Offenlegungsschrift 2219 454 (US Patent 3 801 458) describes the preparation of cephalosporin C derivatives

using activated cells of *Trigonopsis variabilis* CBS 4095. "Activated" means in this connection that the yeast cells have been subjected to a physical and/or chemical process so that the DAO contained in the cells is made available to catalyze the oxidation of cephalosporin C (CPC) but is not substantially released.

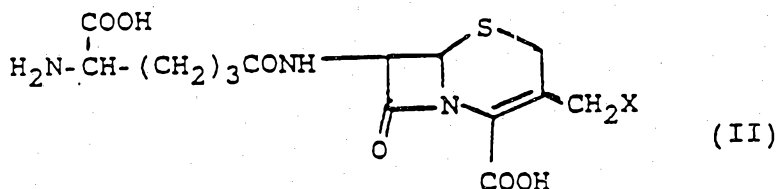
The object of the present invention was to find a process for the substantially complete conversion of cephalosporin derivatives into the corresponding glutaryl-7-aminocephalosporanic acid derivatives in which the known decomposition of cephalosporin in aqueous solutions is substantially prevented, the stability of the DAO-containing catalyst used is improved and a high yield of glutaryl-7-aminocephalosporanic acid (G-7-ACA) is achieved.

A process by which cephalosporin derivatives can be converted into glutaryl-7-aminocephalosporanic acid derivatives has now been found and comprises carrying out the reaction continuously by a DAO-containing catalyst and, where appropriate, subsequently adding hydrogen peroxide.

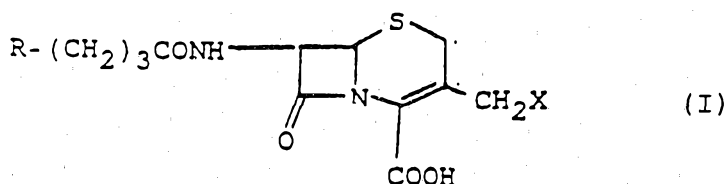
Surprisingly, by operating the process continuously it has been possible to achieve a substantial improvement in the catalyst utilization by comparison with the "batch" process. Furthermore, the useful life of the DAO-containing catalyst is distinctly increased on continuous addition of the substrates by comparison with the batch process. It has also been possible to reduce the CPC residence time in the reaction vessels.

Thus the invention relates to a process for converting cephalosporin derivatives into the corresponding glutaryl-7-aminocephalosporanic acid derivatives, which comprises carrying out the reaction continuously by a DAO-containing catalyst and, where appropriate, subsequently adding hydrogen peroxide.

It is possible to employ in the process according to the invention all those cephalosporin derivatives which have a D-5-amino-5-carboxypentanamido group on position 7 of the cephalosporin ring. Cephalosporin derivatives of the formula II



in which X is an acetate group, the radical of a nucleophile, a heterocycle, a hydroxyl group or hydrogen, and salts of cephalosporin derivatives of the formula II, are preferably converted into the compounds of the formula I



in which X has the abovementioned meaning, R is a carboxyl group or a keto carboxyl group, and salts of cephalosporin derivatives of the formula I.

The compounds of the formula II can be employed both in relatively impure state and in prepurified form.

The term nucleophile means, for example, compounds such as pyridine or tertiary amines. The term heterocycle means compounds such as, for example, thiazolyl derivatives, pyrimidines, 6,7-dihydrocyclopenta[b]pyridine, thienyl, pyridyl, pyridazinyl, thiazolinyl, pyrazinyl, indolinyl or indazolyl. Salts of the compounds of the formula I or II are, for example, zinc, ammonium salts or salts of the alkali metals or alkaline earth metals, such as sodium, potassium, calcium or magnesium. The term "DAO-containing catalyst" means immobilized D-amino-acid oxidases, crude enzyme, permeabilized or activated DAO-containing cells, coarsely disrupted DAO-containing cells or isolated purified DAO. The activation or

permeabilization is carried out as described in US 3 801 458 or by known physical or chemical methods.

5 D-amino-acid oxidase (DAO) can be obtained from many organisms, for example from microorganisms, plants, fungi or animal organs such as pig kidney. The DAO from *Trigonopsis* has proved to be particularly suitable in the process according to the invention. In particular, DAO from *Trigonopsis variabilis* CBS 4095 can be employed in the process.

10 The preparation of the DAO from *Trigonopsis variabilis* is carried out by fermentation as described, for example, in US Patent 3 801 458. The cells are cultured in a complex nutrient medium which contains glucose, yeast extract, potassium phosphate, customary salts and trace elements, and methionine or alanine as nitrogen source.

15 The DAO can be immobilized as purified enzyme, isolated crude extract, cell extract, in the form of coarsely disrupted cells or together with other enzymes. The *Trigonopsis variabilis* cells can be disrupted, for example, after cultivation by chemical or physical methods (US Patent 3 801 458) and then immobilized by known processes. For example, immobilization is possible by entrapment in polysaccharides such as, for example, alginate, agar, chitosan or carrageenan or by entrapment in polymers such as acrylic polymer, for example polyacrylamides or crosslinked polyamines. The crosslinked polyamine is preferably an inert protein, such as, for example, albumin or gelatin, which is crosslinked with a di- or polyaldehyde such as glutaraldehyde. It is likewise possible to employ polysaccharides such as chitin or chitosan which are crosslinked with a di- or polyaldehyde or polyphosphate.

20

25

30

Suitable for the immobilization of purified, partially purified or crude cell extracts which contain DAO are, for example, carrier-bound immobilization processes. For example, the DAO can be coupled to the polymeric carrier

35

by a covalent bond via a lysine residue which is not essential for the catalysis. Another possibility is to adsorb the DAO onto a carrier, followed by crosslinking with, for example, glutaraldehyde.

5 Suitable enzyme carriers are polymeric porous carriers such as celluloses, for example DEAE- or CM-celluloses, Sepharoses such as, for example, Sepharoses activated with BrCN or divinyl sulfone, modified polyacrylamide
10 gels with amino or hydroxyl groups or various organic copolymers of acrylamide, methacrylates or methacrylamide and maleic anhydride. It is also possible furthermore to employ as enzyme carriers copolymers of glycidyl meth-
acrylate, allyl glycidyl ether, methylenebismethacryl-
amide and methacrylamide such as, for example, Eupergit.

15 Preferred enzyme carriers are crosslinked polymers based on polyvinyl esters and polyvinyl alcohols according to German Offenlegungsschrift 3344 912. The anchoring
reaction between DAO and enzyme carrier is carried out in
a known manner as described, for example, in
20 DE 2 215 687. The reaction is usually carried out at room temperature or at +40°C or temperatures below that, in particular at temperatures below +10°C, preferably at 0 to +5°C.

25 The anchoring reaction is preferably carried out in the vicinity of a neutral pH, for example at pH values from 5 to 9. It is not as a rule necessary, moreover, to maintain more strongly acidic or alkaline conditions because the macroporous bead polymers also react rapidly
30 with the DAO even in the neutral region. The binding resulting therefrom provides sufficient stability for long storage and high operational stability.

35 The best procedure for the process according to the invention is to pack the DAO-containing catalyst into one, two or more reaction vessels which are connected together and to pass the substrates continuously through

the reaction vessel or vessels. The vessels are composed of an inert material which does not react with the substrates and products. The vessels are, for example, stirred tanks, bubble columns or loop reactors and can be enclosed in a cooling/heating jacket. The vessels have inlet and outlet openings for the substrate and product stream and are arranged so that thorough mixing can take place in the reaction vessel. The vessels can be supplied through an additional opening with oxygen or an oxygen-containing gas mixture, for example air, O₂-enriched air or nitrogen/oxygen mixtures. The reaction solution can, where appropriate, be mixed with the aid of a stirrer. The reaction vessels are provided with an appropriate retaining device such as, for example, sintered disk, membrane or filter screen whose permeability is chosen substantially to prevent the DAO-containing catalyst from flowing out. The reaction vessels are also provided with appropriate openings to allow disposal of unused gas. Furthermore, the reaction vessels have measurement points for monitoring the course of the reaction, for example measurement of the pH or of the partial pressure of oxygen.

cephalosporin
The substrate solution is pumped into the first reaction vessel. This is where the reaction of cephalosporin derivatives with oxygen, catalyzed by DAO, to the corresponding α -ketoadipinyl-7-aminocephalosporanic acid derivative, ammonia and hydrogen peroxide takes place. The resulting products and unreacted cephalosporin derivatives can be pumped into the next reaction vessel. This procedure is repeated until the cephalosporin derivatives have been substantially converted. Furthermore, the α -ketoadipinyl-7-aminocephalosporanic acid derivative (KA-7-ACA) undergoes oxidative decarboxylation to glutaryl-7-aminocephalosporanic acid with the hydrogen peroxide formed in the reaction vessels. If the KA-7-ACA is not completely converted, it is possible to meter hydrogen peroxide in a controlled manner into a downstream reaction vessel so that the reaction to



5 G-7-ACA takes place substantially completely. Addition of hydrogen peroxide alters the redox potential in the reaction vessel. In continuous operation, the hydrogen peroxide content required for complete conversion can be measured via a redox electrode and kept constant via an appropriate control device by subsequently metering in hydrogen peroxide. This procedure avoids overdosage, which may otherwise result in side reactions such as, for example, oxidation of sulfur.

10 The cephalosporin derivatives can be added to the reaction mixture in solid form or as solution in water with, where appropriate, additional buffer components. The concentration of the cephalosporin derivatives can vary within wide limits, for example between 0.001 and 1 M, preferably between 0.01 and 0.1 M. The amount of oxygen introduced can be between 1 and 500 l of O₂ per hour and 1 of reaction solution volume, preferably 10 to 100 l of O₂ per hour and 1 of reaction solution volume. The DAO concentration employed is between 10 and 5000 units (U) per liter of reaction vessel volume. The DAO-containing catalyst is employed between 0.1 and 95 % by weight, preferably 0.5 to 50 %, in particular 1 to 20 %.

25 It is advantageous to use a pH between 5 and 9, preferably between 6.0 and 8.5. It is also expedient to carry out the reaction in a temperature range from 4 to 65°C, in particular 10 to 50°C. The most favorable procedure depends on the particular DAO-containing catalyst used and can easily be established in simple preliminary tests.

30 The residence time of the reaction solution in a vessel can be between 5 min and 800 min, preferably 20 to 120 min. The process can be carried out under sterile or non-sterile conditions.

35 The reaction products can be converted, after purification or else in the unpurified state, by known

chemical or enzymatic conversion into 7-aminocephalo-
sporanic acid (7-ACA). 7-ACA is the starting substrate
for a large number of semisynthetic antibiotics.

5 The invention is explained in more detail hereinafter by
means of examples. Percentage data are based on weight.

Example 1

Trigonopsis variabilis CBS 4095 is cultivated in the
following nutrient solution as preculture:

	Glucose	20	g/l (autoclaved separately)
10	D,L-Methionine	4	g/l (autoclaved separately)
	KH ₂ PO ₄	2	g/l
	K ₂ HPO ₄	0.2	g/l
	MgSO ₄ x 7H ₂ O	0.5	g/l
	CaCl ₂ x 6H ₂ O	0.1	g/l
15	NaCl	0.1	g/l
	Trace element solution	10	ml
	Vitamin solution	1	ml (add after autoclaving)
	pH 6.0		
20	Vitamin solution:		
	Biotin	20	mg/l
	Thiamine	100	mg/l
	dissolved in ethanol (50 %)		
	Trace element solution:		
25	Boric acid	5	g/l
	MnCl ₂ x 4H ₂ O	2	g/l
	CuCl ₂ x 3H ₂ O	2	g/l
	ZnSO ₄ x 7H ₂ O	1	g/l
	FeCl ₃ x 6H ₂ O	3.4	g/l
30	dissolved in double-distilled water		

An NaCl suspension from slant tubes with an OD_{578 nm} = 18

is used as 1 % inoculum. Preculturing is carried out at 30°C and 190 rpm for 24 hours.

The fermentation is carried out under the following conditions:

5 Nutrient solution:

The nutrient solution corresponds to that for the pre-culture, but supplemented to the following amounts:

	Glucose	30	g/l
	D,L-Methionine	6	g/l
10	*Desmophen	0.1 %	(if required)

Fermentation conditions:

	Inoculum	2.5 - 5 %
	Temperature	28°C
	Fermentation time	50 - 60 h

- 15 To determine DAO, 0.4 g of cells is frozen, followed by thawing at acidic pH, for example about 3-4; the freezing can take place at a temperature below -10°C, for example about -20°C. Freezing should last sufficiently long to bring about release of DAO from the cells, for example at least 1 hour at -20°C.
- 20

The activity is determined by photometry with the following assay mixture:

Solutions:

- | | | |
|----|-----------------------|-----------------------------------|
| | 1) Buffer | 100 mM KPP; pH 7.3; air-saturated |
| 25 | 2) o-Phenylenediamine | 0.02 % in H ₂ O |
| | 3) Peroxidase | 1 mg/ml in buffer |
| | 4) Enzyme | Optimal: 0.5 - 1.0 unit/ml |
| | 5) Substrate | 150 mM Na - CPC (100 %) in buffer |

Assay procedure:

- 30 $\lambda = 405 \text{ nm}$ (maximum)
 $\epsilon = 4020 \text{ l/mol*cm}$

$v = 30^{\circ}\text{C}$

Volume:	<u>Final concentration:</u>
1) 2.00 ml	83 mM
2) 0.50 ml	0.0034 %
5 3) 0.10 ml	0.034 mg/ml
4) 0.05 ml	
wait for 2 min	
5) 0.30 ml	15.25 mM
10 2.95 ml	

Calculation:

$$\text{Units} = \frac{\Delta E * \text{dilution} * \text{total volume}}{\text{ml} * \text{min} * \epsilon * d * \text{sample volume}}$$

15 An enzyme activity in the fermenter of 200 U/l is reached under the abovementioned conditions.

Example 2

20 To carry out a heterogeneous crosslinking bead copolymerization, a solution of 80 g of vinyl acetate, 20 g of divinylethyleneurea, 1 g of azoisobutyronitrile and 200 g of n-heptanol was dispersed and polymerized in a solution of 0.175 g of NaH_2PO_4 , 3 g of Na_2HPO_4 and 5 g of polyvinylpyrrolidone in 500 ml of water. After 4 hours, the diluent was removed by steam distillation and the product was isolated. The yield was 77.7 g of completely round clear bead polymer. The average particle diameter was about 30 μm (stirrer speed 460 rpm).

30 The product had a bulk volume of 1.55 ml/g. The hydrolyzed product had a bulk volume of 1.54 ml/g and swelled in water to 5 ml/g.

20 g of the hydrolyzed bead copolymer were left to swell in 200 ml of epichlorohydrin at room temperature for

24 hours. Subsequently, while stirring slowly, the temperature was raised to 113 to 115°C and maintained for 4 hours. After cooling, the copolymer was filtered off through a suction funnel and extracted by stirring in acetone several times for 1 hour each. The acetone-containing copolymer was dried to constant weight in a vacuum oven at 50°C. The epoxide equivalent was 244 (measured by the method of Axen: Acta Chem. Scand. B 29 (1975) No. 4).

Example 3

500 µl of a DAO-containing solution (20 U/ml) were added to 100 mg of a carrier prepared as in Example 2. 1 molar potassium phosphate buffer was added to adjust the enzyme solution to pH 7.8. The immobilization of the enzyme on the carrier took 72 hours at 25°C. Subsequently, the DAO which was not covalently bonded to the carrier was removed by suction through a glass frit and the residue was washed several times with 1 molar sodium chloride solution and then with buffer solution. The yield of moist material from the suction filter was 324 mg. The activity was determined as indicated in Example 1 and yielded a value of 18 U/g in the moist state.

Example 4

The cells of *Trigonopsis variabilis* CBS 4095 are cultured and permeabilized by freezing and thawing under the conditions indicated in Example 1. Subsequently, 1 g wet weight of cells is mixed with 10 ml of a 1 % strength aqueous chitosan solution and immobilized by adding the mixture dropwise to a 2 % strength aqueous sodium tri-polyphosphate solution (pH 8.0; 25°C). A DAO activity of 2.5 U/g wet weight of catalyst is obtained.

Example 5

A Enzymatic conversion in a reaction vessel
DAO is immobilized as described in Example 3 and incubated with cephalosporin C in a 1.5 l glass vessel with stirrer and jacket. The following reaction

parameters applied:

	Working volume	1 l
	Temperature	25°C
	DAO concentration	4 % immobilizate (Example 3)
5		720 U/l
	Oxygen	50 l/h
	pH	7.0
	Cephalosporin C	30 mM
	Stirrer speed	300 rpm
10	Reaction time	110 min

After 110 min, 85 % of the cephalosporin C employed had been converted^{to glutaryl-7-aminocephalosporinic acid.} The reaction solution was separated from the immobilized DAO, and the enzyme was provided with fresh substrate solution. After 32 hours, the conversion had fallen to less than 50 %.

15

B Enzymatic conversion into reaction vessels connected in series

DAO is immobilized as described in Example 3 and packed into two 1 l glass vessels with jacket and stirrer. The cephalosporin solution was pumped continuously into the first reaction vessel and passed from there into the second reaction vessel. The following reaction parameters applied:

20

	Working volume/vessel	0.5 l
25	Temperature	25°C
	DAO concentration	4 % immobilizate (Example 3)
		720 U/l
	Oxygen	30 l/h
	pH	7.0
30	Cephalosporin C	30 mM
	Stirrer speed	300 rpm
	Residence time/vessel	50 min
	Total residence time	100 min

After 100 min, 85 % of the cephalosporin C employed had been converted^{to glutaryl-7-aminocephalosporinic acid.} Replacement of the catalyst was necessary



only after 48 hours because then less than 85 % of the cephalosporin employed was converted. to glutaryl-7-aminocephalosporinic acid.

Table 1 shows the comparison of process A with process B according to the invention.

5 Table 1

	Process A	Process B according to the invention
Yield	1.0	1.0
10 Catalyst utilization	1.0	1.5
Reaction time	1.0	0.9
Space-time yield	1.0	1.1



THE CLAIMS DEFINING THE INVENTION ARE AS FOLLOWS:

1. A process for converting cephalosporin derivatives into the corresponding glutaryl-7-aminocephalosporanic acid derivatives, which comprises continuously adding said cephalosporin derivative to D-amino acid oxidase (E.C.1.4.3.3.) - containing catalyst and, where appropriate, subsequently adding hydrogen peroxide, and continuously withdrawing said glutaryl-7-aminocephalosporanic acid derivative.

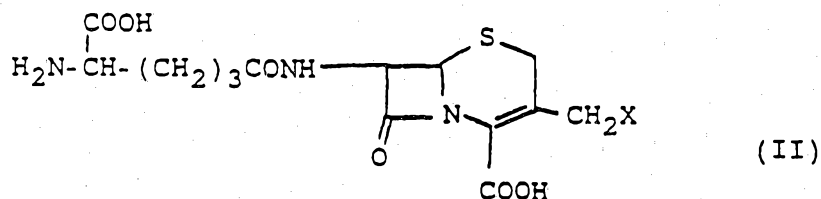


HOE 90/F 262

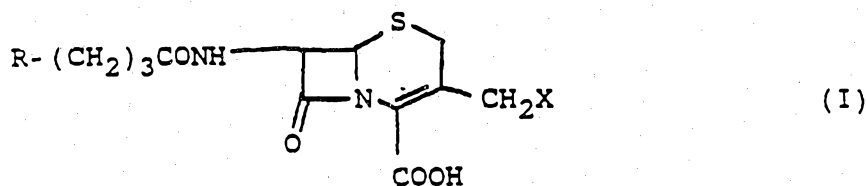
~~Patent Claims~~

THE CLAIMS DEFINING THE INVENTION ARE AS FOLLOWS:

1. A process for converting cephalosporin derivatives into the corresponding glutaryl-7-aminocephalosporanic acid derivatives, which comprises carrying out the reaction continuously in the presence of D-amino-acid oxidase (E.C.1.4.3.3.)-containing catalyst and, where appropriate, subsequently adding hydrogen peroxide.
2. The process as claimed in claim 1, wherein the reaction solution is passed through a cascade of vessels.
3. The process as claimed in claim 1 or 2, wherein D-amino-acid oxidase from fungi is used.
4. The process as claimed in one or more of claims 1 to 3, wherein cephalosporin derivatives of the formula II



in which X is an acetate group, the radical of a nucleophile, a heterocycle, a hydroxyl group or hydrogen, and salts of cephalosporin derivatives of the formula II, are preferably converted into the compounds of the formula I



in which X has the abovementioned meaning, R is a carboxyl group or a keto carboxyl group, and salts of cephalosporin derivatives of the formula I.



5. The process as claimed in one or more of claims 1 to 4, wherein the D-amino-acid oxidase is immobilized with polysaccharides.
- 5 6. The process as claimed in claim 5, wherein alginate, carrageenan or chitosan is used.
7. The process as claimed in one or more of claims 1 to 5, wherein an enzyme carrier composed of a copolymer of polyvinyl ester and polyvinyl alcohol or of glycidyl methacrylate, allyl glycidyl ether, methacrylamide and methylenebismethacrylamide is used.
10
8. The process as claimed in one or more of claims 1 to 7, wherein activated or permeabilized cells containing D-amino-acid oxidase are employed.
- 15 9. The process as claimed in one or more of claims 1 to 8, wherein the hydrogen peroxide is added continuously.

DATED THIS 3rd day of September, 1991

HOECHST AKTIENGESELLSCHAFT

WATERMARK PATENT & TRADEMARK ATTORNEYS,
2nd Floor, The Atrium, 290 Burwood Road,
HAWTHORN. VICTORIA 3122.

HOE 90/F 262

Abstract of the disclosure

5 A process for the continuous conversion of cephalosporin derivatives into glutaryl-7-aminocephalosporanic acid derivatives

10 A process for the continuous conversion of cephalosporin derivatives into the corresponding glutaryl-7-aminocephalosporanic acid derivatives in the presence of a catalyst containing D-amino-acid oxidase is described. The product yield can be increased, where appropriate, by addition of hydrogen peroxide.