



- (51) **International Patent Classification:**
C07C 229/12 (2006.01) *C07D 207/16* (2006.01)
C07C 229/24 (2006.01) *C12Q 1/68* (2006.01)
- (21) **International Application Number:**
PCT/US2012/041688
- (22) **International Filing Date:**
8 June 2012 (08.06.2012)
- (25) **Filing Language:** English
- (26) **Publication Language:** English
- (30) **Priority Data:**
61/494,812 8 June 2011 (08.06.2011) US
- (71) **Applicant** (for all designated States except US): **LIFE TECHNOLOGIES CORPORATION** [US/US]; 5791 Van Allen Way, Carlsbad, California 92008 (US).
- (72) **Inventors; and**
- (75) **Inventors/Applicants** (for US only): **ANGRISH, Parul** [US/US]; 5791 Van Allen Way, Carlsbad, California 92008 (US). **YANG, Zhiwei** [US/US]; 5791 Van Allen Way, Carlsbad, California 92008 (US). **WANG, Jonathan** [US/US]; 5791 Van Allen Way, Carlsbad, California 92008 (US).
- (74) **Agent:** **POLIZOTTO, Renée S.**; 5791 Van Allen Way, Carlsbad, California 92008 (US).

- (81) **Designated States** (unless otherwise indicated, for every kind of national protection available): AE, AG, AL, AM, AO, AT, AU, AZ, BA, BB, BG, BH, BR, BW, BY, BZ, CA, CH, CL, CN, CO, CR, CU, CZ, DE, DK, DM, DO, DZ, EC, EE, EG, ES, FI, GB, GD, GE, GH, GM, GT, HN, HR, HU, ID, IL, IN, IS, JP, KE, KG, KM, KN, KP, KR, KZ, LA, LC, LK, LR, LS, LT, LU, LY, MA, MD, ME, MG, MK, MN, MW, MX, MY, MZ, NA, NG, NI, NO, NZ, OM, PE, PG, PH, PL, PT, QA, RO, RS, RU, RW, SC, SD, SE, SG, SK, SL, SM, ST, SV, SY, TH, TJ, TM, TN, TR, TT, TZ, UA, UG, US, UZ, VC, VN, ZA, ZM, ZW.
- (84) **Designated States** (unless otherwise indicated, for every kind of regional protection available): ARIPO (BW, GH, GM, KE, LR, LS, MW, MZ, NA, RW, SD, SL, SZ, TZ, UG, ZM, ZW), Eurasian (AM, AZ, BY, KG, KZ, RU, TJ, TM), European (AL, AT, BE, BG, CH, CY, CZ, DE, DK, EE, ES, FI, FR, GB, GR, HR, HU, IE, IS, IT, LT, LU, LV, MC, MK, MT, NL, NO, PL, PT, RO, RS, SE, SI, SK, SM, TR), OAPI (BF, BJ, CF, CG, CI, CM, GA, GN, GQ, GW, ML, MR, NE, SN, TD, TG).

Published:

- with international search report (Art. 21(3))
- before the expiration of the time limit for amending the claims and to be republished in the event of receipt of amendments (Rule 48.2(h))

(54) **Title:** DESIGN AND DEVELOPMENT OF NOVEL DETERGENTS FOR USE IN PCR SYSTEMS

(57) **Abstract:** This disclosure relates to novel detergents for use in various procedures including, for example, nucleic acid amplification reactions such as polymerase chain reaction (PCR). Methods for preparing the modified detergents are also described.



DESIGN AND DEVELOPMENT OF NOVEL DETERGENTS FOR USE IN PCR SYSTEMS

CROSS-REFERENCE TO RELATED APPLICATIONS

[001] This application claims the benefit of priority under 35 U.S.C. §119(e) to U.S. Provisional Patent Application No. 61/494,812, filed June 8, 2011, entitled “Design and Development of Novel Detergents for Use in PCR Systems,” the disclosure of which is incorporated herein by reference in its entirety.

FIELD

[002] This disclosure relates to modified detergents for use in various procedures including, for example, nucleic acid amplification reactions such as polymerase chain reaction (PCR). Methods for preparing the modified detergents are also described.

BACKGROUND

[003] Many widely known recombinant DNA techniques involve replicating or polymerizing and/or amplifying DNA. One such example is the polymerase chain reaction (PCR). During PCR, the reaction cycles repeatedly between two temperatures, a low and a high temperature (*e.g.*, 55°C and 95°C) in the presence of a thermostable DNA polymerase enzyme. The total period of time spent at the high temperature over the course of the reaction depends upon the total number of cycles, the duration of the high temperature step of each cycle, and the ramp speed (*i.e.*, the rate at which the thermocycler changes from one temperature to another). Although the DNA polymerases used in PCR are highly thermostable, they tend to become inactive at high temperatures over time. Furthermore, these polymerases may also become inactive by being introduced into reaction mixture environments with sub-optimal concentration of cofactors, or that have sub-optimal pH levels, or that include the presence of chemical or biological inhibitors.

[004] One way of stabilizing an enzyme under such conditions is to add a stabilizing agent, such as a surfactant. Surfactants, such as detergents, are surface-active compounds that stabilize the interface between the active form of an enzyme and its liquid environment. For example, the

activity of *Taq* DNA polymerase has been stabilized by the addition of nonionic detergents, such as NP-40 or Tween[®] 20 (Bachmann, *et al. Nuc. Acids Res.* 18(5): 1309 (1990)). In some applications, however, Tween[®] 20-stabilized DNA polymerases have low efficiencies of amplification or lead to the amplification of non-specific products. In addition, some detergents are required a high concentrations. Moreover, some detergents (*e.g.*, NP-40) are also known to have toxic properties. There is a need, therefore, for detergents that improve the stability of thermostable DNA polymerases in solution, and particularly detergents that improve enzyme stability without imparting any of the disadvantages of currently used detergents.

BRIEF DESCRIPTION OF THE DRAWINGS

[005] All amplification plots shown herein graphically represent target nucleic acid amplification as ΔR_n (y-axis) as a function of cycle number (x-axis).

[006] Figure 1. Titration of novel detergents Dt1 and Dt2 at different concentrations using 1 Kb and 3 Kb PCR products amplified according to certain exemplary embodiments of the methods and compositions disclosed herein.

[007] Figure 2. Amplification of the rhodopsin gene in the presence of novel detergents Dt1 and Dt2 according to certain exemplary embodiments of the methods and compositions disclosed herein.

[008] Figure 3. Comparison of novel detergent Dt2 at 0.004% and 0.0002% compared to NP-40/Tween[®] 20 for 0.1-1 Kb PCR products amplified according to certain exemplary embodiments of the methods and compositions disclosed herein.

[009] Figure 4. Comparison of novel detergents Dt2 at 0.004% and 0.002% to NP-40/Tween[®] 20 for 1-2 Kb PCR products amplified according to certain exemplary embodiments of the methods and compositions disclosed herein.

[0010] Figure 5. PCR Activity: Comparison of novel detergent Dt2 to Brij-58 alone for rhodopsin gene products amplified according to certain exemplary embodiments of the methods

and compositions disclosed herein.

[0011] Figure 6. Titration of novel detergents Dt2 and Dt4 using the Rhod-1043 target sequence amplified according to certain exemplary embodiments of the methods and compositions disclosed herein.

[0012] Figure 7. Comparison of Dt4 to Tween[®] 20: amplification of beta-2 microglobulin (B2M), glyceraldehyde 3-phosphate dehydrogenase (GAPDH), large ribosomal protein (RPLPO), and glucuronidase beta (GUSB) according to certain exemplary embodiments of the methods and compositions disclosed herein.

[0013] Figure 8. Comparison of Dt4 to Tween[®] 20 (log scale): amplification of B2M, GAPDH, RPLPO, and GUSB according to certain exemplary embodiments of the methods and compositions disclosed herein.

[0014] Figure 9. Comparison of Dt4 to Tween[®] 20: amplification efficiency of various PCR products as represented by C_q according to certain exemplary embodiments of the methods and compositions disclosed herein.

[0015] Figure 10. Comparison of Dt1, Dt3, Dt5, Dt6, and Dt7 to Tween[®] 20; amplification performed according to certain exemplary embodiments of the methods and compositions disclosed herein.

[0016] Figure 11. Amplification plot of amplification reactions of hypoxanthine phosphoriboxyltransferase (HPRT1) comparing the activity of Dt4 to Brij-58 and Tween[®] 20 (0.001% and 0.0008% of each) according to certain exemplary embodiments of the methods and compositions disclosed herein.

[0017] Figure 12. Amplification plot of amplification reactions of HPRT1 comparing the activity of Dt4 to Brij-58 and Tween[®] 20 (0.0006% and 0.0004% of each) according to certain exemplary embodiments of the methods and compositions disclosed herein.

[0018] Figure 13. Amplification plot of amplification reactions of peptidyl prolyl isomerase A (PPIA) comparing the activity of Dt4 to Brij-58 and Tween[®] 20 (0.001% and 0.0008% of each) according to certain exemplary embodiments of the methods and compositions disclosed herein.

[0019] Figure 14. Amplification plot of amplification reactions of PPIA comparing the activity of Dt4 to Brij-58 and Tween[®] 20 (0.0006% and 0.0004% of each) according to certain exemplary embodiments of the methods and compositions disclosed herein.

[0020] Figure 15. Amplification plot of amplification reactions of PPIA comparing the activity of Dt4 to Brij-58 and Tween[®] 20 (0.0002% and 0.0001% of each) according to certain exemplary embodiments of the methods and compositions disclosed herein.

[0021] Figure 16. Amplification plot of amplification reactions of B2M comparing the activity of 0.002% Dt4 to 0.01% and Tween[®] 20 according to certain exemplary embodiments of the methods and compositions disclosed herein.

[0022] Figure 17. Amplification plot of amplification reactions of GAPDH comparing the activity of 0.002% Dt4 to 0.01% and Tween[®] 20 according to certain exemplary embodiments of the methods and compositions disclosed herein.

[0023] Figure 18. Amplification plot of amplification reactions of RPLPO comparing the activity of 0.002% Dt4 to 0.01% and Tween[®] 20 according to certain exemplary embodiments of the methods and compositions disclosed herein.

[0024] Figure 19. Graphical representation of amplification reactions (C_q) taken at approximately one week intervals over two months demonstrating the stability of the polymerase in a 5X buffer (amplification reactions of ACTB (actin-beta), GAPDH, PPIA, and RPLPO) according to certain exemplary embodiments of the methods and compositions disclosed herein.

[0025] Figure 20. Graphical representation of amplification reactions (delta R_n) taken at

approximately one week intervals over two months demonstrating the stability of the polymerase in a 5X buffer (amplification reactions of ACTB (actin-beta), GAPDH, PPIA, and RPLPO) according to certain exemplary embodiments of the methods and compositions disclosed herein.

[0026] Figure 21. Comparison of two different Dt4 lots with Tween[®] 20 (Cq, amplification reactions of RPLPO, ACTB, PPIA, GAPDH, PGK1 (phosphoglycerate kinase 1), B2M, GUSB, and HPRT1) Graphical representation of amplification reactions (Cq) taken at approximately one week intervals over two months demonstrating the stability of the polymerase in a 5X buffer (amplification reactions of ACTB (actin-beta), GAPDH, PPIA, and RPLPO) according to certain exemplary embodiments of the methods and compositions disclosed herein.

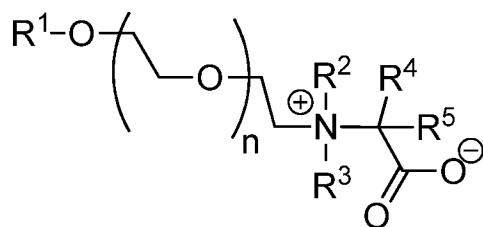
[0027] Figure 22. Comparison of two different Dt4 lots with Tween[®] 20 (Delta Rn, amplification reactions of RPLPO, ACTB, PPIA, GAPDH, PGK1 (phosphoglycerate kinase 1), B2M, GUSB, and HPRT1) Graphical representation of amplification reactions (Cq) taken at approximately one week intervals over two months demonstrating the stability of the polymerase in a 5X buffer (amplification reactions of ACTB (actin-beta), GAPDH, PPIA, and RPLPO) according to certain exemplary embodiments of the methods and compositions disclosed herein.

[0028] Figure 23. Comparison of Dt4 amplification across a variety of TaqMan[®] assays, according to certain exemplary embodiments of the methods and compositions disclosed herein.

SUMMARY

[0029] Provided herein are modified detergents for a variety of uses, including but not limited to nucleic acid amplification reactions. In some embodiments, ionic and zwitterionic detergents are synthesized by chemically modifying the simple starting materials are provided. All the intermediates were observed and analyzed using LC-MS analysis and were then subsequently used without purifications. In some embodiments, novel detergents such as Dt4 (described below), are provided. These novel detergents may be used in a variety of procedures including, for example, nucleic acid amplification reactions such as polymerase chain reaction (PCR).

[0030] In certain embodiments, the modified detergents have the following structural formula:



Formula I

wherein:

R^1 is H, (C_1-C_{30}) alkyl, (C_1-C_{30}) substituted alkyl, (C_1-C_{30}) heteroalkyl, (C_1-C_{30}) substituted heteroalkyl, aryl, substituted aryl, heteroaryl, substituted heteroaryl, phenyl, substituted phenyl, where the substituted aryl or substituted phenyl is substituted by at least one (C_1-C_{30}) alkyl, (C_1-C_{30}) substituted alkyl, (C_1-C_{30}) heteroalkyl, or (C_1-C_{30}) substituted heteroalkyl;

R^2 and R^3 are each independently H, CH_3 , $CH(CH_3)_2$, $CH_2(C_6H_5)$, or $C(CH_3)_3$;

R^4 and R^5 are each independently H, CH_3 , $CH(CH_3)_2$, C_6H_5 , $CH_2(C_6H_5)$, $C(CH_3)_3$, $CH_2CH(CH_3)_2$, $CHCH_2CH(CH_3)_2$, $CH_2C_6H_5OH$, $CH_2C=CHNH(C_6H_5)$, $CH_2C=CHN=CHNH$, CH_2COOH , CH_2CONH_2 , $(CH_2)_2CONH_2$, $(CH_2)_2COOH$, CH_2SH , $(CH_2)_nNH$, $(CH_2)_nN$, CH_2OH , $CH(OH)CH_3$, $(CH_2)_2SCH_3$, $(CH_2)_3NHC(NH_2)=NH$, or, alternatively, R^4 is taken together with R^5 to form a 5- or 6-membered ring which is optionally substituted with at least one (C_1-C_{30}) alkyl, (C_1-C_{30}) substituted alkyl, (C_1-C_{30}) heteroalkyl, (C_1-C_{30}) substituted heteroalkyl;

and,

each n is independently any positive integer, including but not limited to 1, 2, 3, 4, 5, 6, 7, 8, 9, 10, 11, 12, 13, 14, 15, 16, 17, 18, 19, 20, 21, 22, 23, 24, 25, 26, 27, 28, 29, and 30.

[0031] In certain embodiments, R^1 is a C_8 alkyl. In certain embodiments, R^1 is a C_{16} alkyl. In certain embodiments, R^2 and R^3 are each independently selected from H and CH_3 . In certain embodiments, R^4 and R^5 are each independently selected from H, $(CH_2)_nNH$, $(CH_2)_nN$, or alternatively, R^4 is taken together with R^5 to form a 5- or 6-membered ring.

[0032] Also provided are the methods for polymerizing and/or amplifying a nucleic acid comprising mixing a target nucleic acid with at least one polymerase, a primer, dNTPs, and at

least one novel detergent of Formula I, and polymerizing and/or amplifying the target nucleic acid. In some embodiments of such methods, at least one primer is utilized. In certain embodiments, a nucleic acid amplification reaction mixture comprising at least one polymerase, dNTPs, at least one primer, and at least one novel detergent of Formula I is provided. In some embodiments, the reaction mixture may further comprise a detectable label. In certain embodiments, the methods further include one or more steps for detecting the detectable label to quantitate the amplified nucleic acid. In certain embodiments, methods for inhibiting inactivation of a polymerase during a thermal cycling process by including therein a novel detergent of Formula I are provided. In certain embodiments, methods for providing an enzyme having polymerase activity and at least one novel detergent of Formula I and combining the same to form a mixture under conditions such that the polymerase activity of the enzyme is stabilized are provided. In certain embodiments, the polymerase is thermostable. In certain embodiments, the methods described herein provide amplification reactions with amplification efficiency similar to (*e.g.*, approximately the same), or increased amplification efficiency when in the presence of a conventional (*e.g.*, known) detergent such as, for example, NP-40 and/or Tween[®] 20. In some embodiments, the novel detergents described herein may substitute for NP-40 and/or Tween[®] 20 in an amplification reaction.

[0033] In certain embodiments, the effective concentration of the at least one novel detergent described herein in a reaction mixture is less than that required of conventional detergents such as NP-40 and/or Tween[®] 20. In some such embodiments, the effective concentration of the at least one novel detergent(s) in a reaction mixture may be up to, about, or at least one, two, three, four, five, six, seven, eight, nine, or ten times less than that required of conventional detergent(s) such as NP-40 and/or Tween[®] 20. Methods for producing the novel detergents are also provided.

[0034] In certain embodiments, compositions comprising at least one of the novel detergents of Formula I are provided herein. In certain embodiments, compositions comprising at least one polymerase and at least one of the novel detergents of Formula I are provided. In some embodiments, the polymerase is thermostable. Kits comprising reagents and the like necessary to carry out such methods or prepare such mixtures are also provided.

DETAILED DESCRIPTION

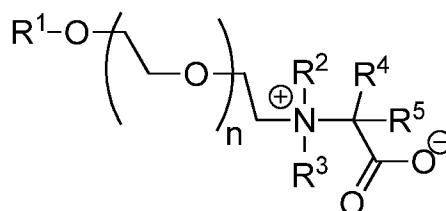
[0035] Provided herein are novel detergents for a variety of uses, including but not limited to nucleic acid polymerization and/or amplification reactions. In some embodiments, ionic and zwitterionic detergents are synthesized chemically utilizing simpler starting materials are provided. In some embodiments, the novel detergents such as Dt1, Dt2, Dt3, Dt4, Dt5, Dt6, Dt7, Dt8, Dt9, and Dt10 (described below) are provided. These novel detergents may be used in a variety of procedures including, for example, nucleic acid polymerization and/or amplification reactions such as the polymerase chain reaction (PCR). In some embodiments, the presence of one or more of the novel detergents of Formula I may stabilize the polymerase within a reaction mixture, decrease inhibition of the polymerase within a reaction mixture, and/or increase the polymerization and/or amplification efficiency of the polymerase. As such, reaction mixtures comprising at least one polymerase and at least one of the novel detergents of Formula I are provided. Such reaction mixtures may further comprise one or more dNTPs and at least one nucleic acid amplification primer (*e.g.*, PCR primer).

[0036] In certain embodiments, compositions comprising at least one of the novel detergents of Formula I are provided herein. In certain embodiments, compositions comprising at least one polymerase and at least one of the novel detergents of Formula I are provided. In some embodiments, the polymerase is thermostable. Kits comprising the components of such reaction mixtures and optionally also other reagents necessary for carrying out such methods or for preparing such mixtures are also provided.

[0037] Novel detergents and methods of preparing and using the same are described herein. The term “novel detergent” typically refers to a detergent of Formula I. In certain embodiments, the term “detergent” may refer to one or more novel detergents, optionally including one or more “conventional detergents.” As used herein, the term “conventional detergent” refers to a detergent other than those described herein under Formula I. In some embodiments, the term “detergent” may refer to a novel detergent only, or a combination of one or more novel detergents with one or more conventional detergents. Similarly, the use of the term “at least one novel detergent” may refer to one or more novel detergents alone, with another novel detergent, and/or with one or more conventional detergents. Thus, in some embodiments, the compositions

and/or reaction mixtures described herein may further comprise one or more conventional detergents such as, for example and without limitation, a nonionic detergent, Brij-58, CHAPS, n-Dodecyl-b-D-maltoside, NP-40, sodium dodecyl sulphate (SDS), TRITON[®] X-15, TRITON[®] X-35, TRITON[®] X-45, TRITON[®] X-100, TRITON[®] X-102, TRITON[®] X-114, TRITON[®] X-165, TRITON[®] X-305, TRITON[®] X-405, TRITON[®] X-705, Tween[®] 20 and/or ZWITTERGENT[®]. Other detergents may also be suitable, as may be determined by one of skill in the art (see, *e.g.*, U.S. Patent Application Publication No. 2008/0145910; U.S. Patent Application Publication No. 2008/0064071; U.S. Patent No. 6,242,235; U.S. Patent No. 5,871,975; and U.S. Patent No. 6,127,155 for exemplary detergents; all of which are hereby incorporated herein by reference in their entirety.) Additional detergents may also be suitable, as would be determined by the skilled artisan.

[0038] In certain embodiments, the novel detergents have the following structural formula:



Formula I

wherein:

R¹ is H, (C₁-C₃₀) alkyl, (C₁-C₃₀) substituted alkyl, (C₁-C₃₀) heteroalkyl, (C₁-C₃₀) substituted heteroalkyl, aryl, substituted aryl, heteroaryl, substituted heteroaryl, phenyl, substituted phenyl, where the substituted aryl or substituted phenyl is substituted by at least one (C₁-C₃₀) alkyl, (C₁-C₃₀) substituted alkyl, (C₁-C₃₀) heteroalkyl, or (C₁-C₃₀) substituted heteroalkyl;

R² and R³ are each independently H, CH₃, CH(CH₃)₂, CH₂(C₆H₅), or C(CH₃)₃;

R⁴ and R⁵ are each independently H, CH₃, CH(CH₃)₂, C₆H₅, CH₂(C₆H₅), C(CH₃)₃, CH₂CH(CH₃)₂, CHCH₂CH(CH₃)₂, CH₂C₆H₅OH, CH₂C=CH NH(C₆H₅), CH₂C=CHN=CHNH, CH₂COOH, CH₂CONH₂, (CH₂)₂CONH₂, (CH₂)₂COOH, CH₂SH, (CH₂)_nNH, (CH₂)_nN, CH₂OH, CH(OH)CH₃, (CH₂)₂SCH₃, (CH₂)₃NHC(NH₂)=NH, or, alternatively, R⁴ is taken together with R⁵ to form a 5- or 6-membered ring which is optionally substituted with at least one (C₁-C₃₀) alkyl, (C₁-C₃₀) substituted alkyl, (C₁-C₃₀)

heteroalkyl, (C₁-C₃₀) substituted heteroalkyl;
and,

each n is independently any positive integer, including but not limited to 1, 2, 3, 4, 5, 6, 7, 8, 9, 10, 11, 12, 13, 14, 15, 16, 17, 18, 19, 20, 21, 22, 23, 24, 25, 26, 27, 28, 29, and 30.

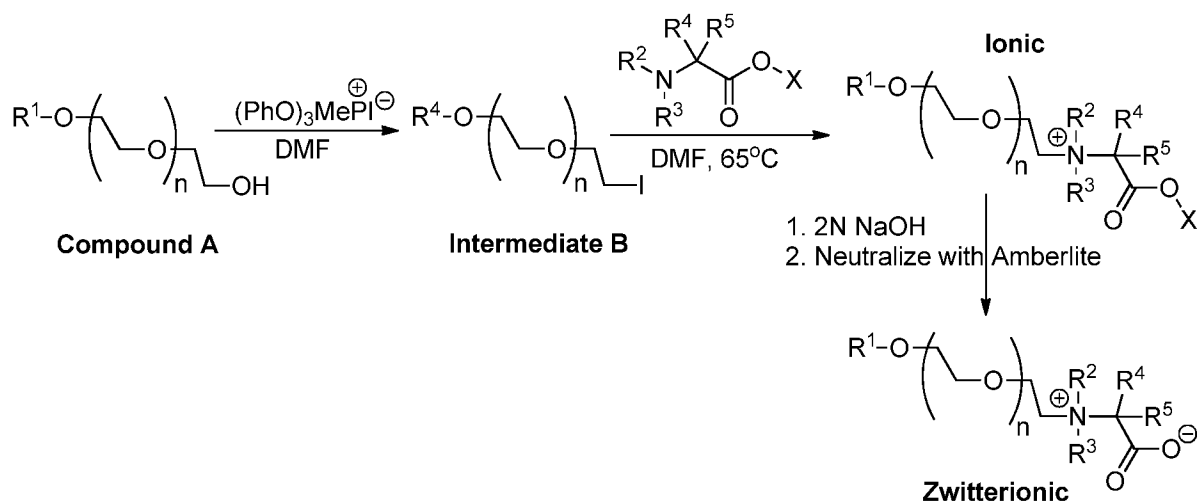
[0039] In certain embodiments, R¹ is a C₈ alkyl. In certain embodiments, R¹ is a C₁₆ alkyl. In certain embodiments, R² and R³ are each independently selected from H and CH₃. In certain embodiments, R⁴ and R⁵ are each independently selected from H, (CH₂)_nNH, (CH₂)_nN, or alternatively, R⁴ is taken together with R⁵ to form a 5- or 6-membered ring.

[0040] The detergents of Formula I may be prepared by utilizing simpler starting compound material to provide new and/or improved detergents and its properties thereto. The intermediates were analyzed using LC-MS analysis and used without purification to perform the next step.

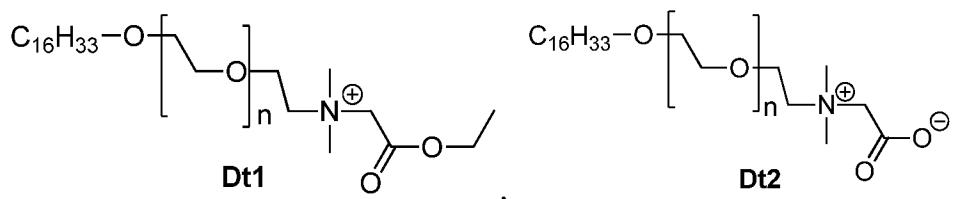
[0041] A method for preparing the novel detergents described herein includes sequentially combining **Compound A** (as shown in Process 1) (*e.g.*, 1 eq), methyltriphenoxyposphonium iodide (*e.g.*, 4 eq.), and N,N-dimethyl formamide (DMF) (*e.g.*, 6 mL) to an aluminum foil covered round bottom flask (*e.g.*, 50 mL). The reaction is then stirred for a sufficient period of time (*e.g.*, 3 days) under an appropriate atmosphere (*e.g.*, argon) at an appropriate temperature (*e.g.*, room temperature). After the sufficient period of time (*e.g.*, 3 days), progress of the reaction may be monitored (*e.g.*, using analytical liquid chromatography/mass spectrometry (LC-MS)). The appearance of an intermediate product pattern may confirm formation of the modified detergent. This expected intermediate product (**Intermediate B**) may or may not (typical) be isolated. To this intermediate product, amino acid ester hydrochloride salt (*e.g.*, 2 eq.) and Et₃N (*e.g.*, 2 eq.) may be added. The reaction mixture may be heated for an appropriate period of time (*e.g.*, 3-4 days) at an appropriate temperature (*e.g.*, 65°C). The progress of the reaction may be monitored using analytical LC-MS. The reaction mixture is then typically cooled to an appropriate temperature (*e.g.*, room temperature) and concentrated (*e.g.*, on a rotovapor) to appropriate volume (*e.g.*, approximately 2 mL). The concentrated crude mixture may then be purified by preparative HPLC. The desired fractions may then be pooled and concentrated (*e.g.*,

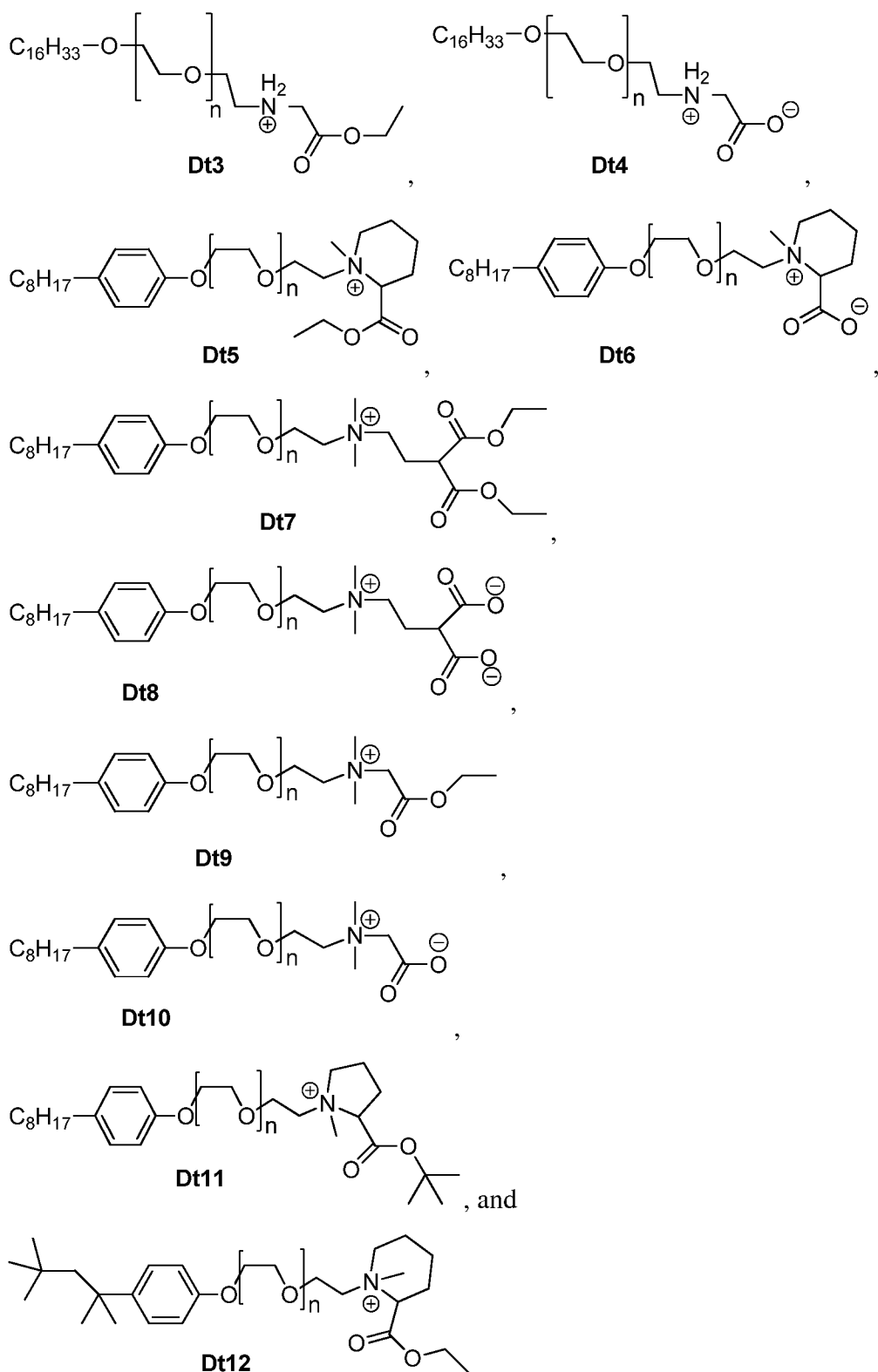
on the rotovapor) to afford the desired product (*e.g.*, as in Process 1 to produce the ionic detergents Dt1, Dt3, Dt5, Dt7, Dt9, Dt11, and Dt12). This product may then be subjected to a hydrolysis reaction (*e.g.*, using 2N NaOH). The reaction mixture may then be stirred (*e.g.*, at room temperature) until all the starting material is consumed as determined by analytical LC-MS. This may be followed by neutralization (*e.g.*, with Amberlite) to produce the zwitterionic final products (*e.g.*, Dt2, Dt4, Dt6, Dt10) or anionic final product (Dt8).

[0042] Thus, an exemplary method for the development of the novel detergents of Formula I is shown below:



where R^1 , R^2 , R^3 , R^4 , R^5 and n are as described hereinabove, and X is selected from the group consisting of H, CH_3 , CH_2CH_3 , $\text{CH}_2(\text{C}_6\text{H}_5)$, and $\text{C}(\text{CH}_3)_3$. The novel detergents of Formula I may be, for example, ionic (*e.g.*, cationic, anionic, zwitterionic). Exemplary novel detergents made using Process 1 are shown below:





where n is as described hereinabove. In certain embodiments, each n is independently 5, 6, 7, 8,

9, 10, 15, 20, 25 or 30.

[0043] In certain embodiments methods for polymerizing and/or amplifying a nucleic acid comprising mixing a target nucleic acid with at least one polymerase, a primer, dNTPs, and at least one novel detergent of Formula I, and polymerizing and/or amplifying the target nucleic acid are provided. In certain embodiments, the methods may include at least one primer. In certain embodiments, a nucleic acid amplification reaction mixture comprising at least one polymerase, dNTPs, at least one primer, and at least one novel detergent of Formula I is provided. In certain embodiments, the reaction mixture may further comprise a detectable label. In certain embodiments, the methods include one or more steps for detecting and/or quantitating the detectable label to detect and/or quantitate the amplified nucleic acid.

[0044] In certain embodiments methods for inhibiting inactivation of a polymerase during a thermal cycling process by including therein a novel detergent of Formula I are provided. In certain embodiments, methods for providing an enzyme having polymerase activity and at least one novel detergent of Formula I and combining the same to form a mixture under conditions such that the polymerase activity of the enzyme is stabilized are provided. In certain embodiments, the polymerase is thermostable. In certain embodiments, the polymerase is thermostable. In certain embodiments, the methods described herein provide amplification reactions with amplification efficiency similar to (*e.g.*, approximately the same), or increased amplification efficiency when in the presence of a conventional (*e.g.*, known) detergent such as, for example, NP-40 and/or Tween[®] 20. In some embodiments, the novel detergents described herein may substitute for NP-40 and/or Tween[®] 20 in an amplification reaction.

[0045] In certain embodiments, the “effective concentration” (*e.g.*, the amount that will support an amplification reaction such as PCR) of the at least one novel detergent of Formula I (*e.g.*, Dt1, Dt2, Dt3, Dt4, Dt5, Dt6, Dt7, Dt8, Dt9, Dt10, Dt11 and/or Dt 12) in a reaction mixture may be higher, the same, or lower than that required of conventional detergents (*e.g.*, NP-40 and/or Tween[®] 20). In some such embodiments, the effective concentration of the at least one novel detergent(s) (*e.g.*, Dt4) in a reaction mixture may be up to about or at least one, two, three, four, five, six, seven, eight, nine, or ten times less than that required of conventional detergent(s) such

as NP-40 and/or Tween[®] 20. For example, NP-40 or Tween[®] 20 are typically included in a reaction at about 0.01% or less (*e.g.*, as determined by dilution from a stock solution into a reaction mixture). The novel detergents described herein may, in certain embodiments, be used at a lower concentration (*e.g.*, as a percentage (*i.e.*, w/v or v/v)) than conventional detergents (*e.g.*, 0.002% for Dt4 as compared to 0.01% Tween[®] 20; **Figs. 11-18**).

[0046] In certain embodiments, methods for polymerizing and/or amplifying a nucleic acid comprising mixing a nucleic acid of interest (*e.g.*, a target nucleic acid) with at least one polymerase, a primer, dNTPs, and at least one novel detergent of Formula I, and polymerizing and/or amplifying the target nucleic acid are provided. In certain embodiments, the methods include at least one primer. In certain embodiments, a nucleic acid amplification reaction mixture(s) comprising at least one polymerase, dNTPs, at least one primer, and at least one modified detergent of Formula I is provided. In other embodiments, methods for using such mixture(s) are provided. Target nucleic acids may be amplified using any of a variety of reactions and systems.

[0047] As used herein, the terms “amplification”, “nucleic acid amplification”, or “amplifying” refer to the production of multiple copies of a nucleic acid template, or the production of multiple nucleic acid sequence copies that are complementary to the nucleic acid template. The terms (including the term “polymerizing”) may also refer to extending a nucleic acid template (*e.g.*, by polymerization). The amplification reaction may be a polymerase-mediated extension reaction such as, for example, a polymerase chain reaction (PCR). However, any of the known amplification reactions may be suitable for use as described herein. The term “amplifying” that typically refers to an “exponential” increase in target nucleic acid may be used herein to describe both linear and exponential increases in the numbers of a select target sequence of nucleic acid.

[0048] The term “amplification reaction mixture” and/or “master mix” may refer to an aqueous solution comprising the various (some or all) reagents used to amplify a target nucleic acid. Such reactions may also be performed using solid supports (*e.g.*, an array). The reactions may also be performed in single or multiplex format as desired by the user. These reactions typically include enzymes, aqueous buffers, salts, amplification primers, target nucleic acid, and nucleoside

triphosphates. Depending upon the context, the mixture can be either a complete or incomplete amplification reaction mixture. The method used to amplify the target nucleic acid may be any available to one of skill in the art. Any *in vitro* means for multiplying the copies of a target sequence of nucleic acid may be utilized. These include linear, logarithmic, and/or any other amplification method. While this disclosure may generally discuss PCR as the nucleic acid amplification reaction, it is expected that the modified detergents describe herein should be effective in other types of nucleic acid amplification reactions, including both polymerase-mediated amplification reactions (such as helicase-dependent amplification (HDA), recombinase-polymerase amplification (RPA), and rolling chain amplification (RCA)), as well as ligase-mediated amplification reactions (such as ligase detection reaction (LDR), ligase chain reaction (LCR), and gap-versions of each), and combinations of nucleic acid amplification reactions such as LDR and PCR (see, for example, U.S. Patent 6,797,470). For example, the modified detergents may be used in, for example, various ligation-mediated reactions, where for example ligation probes are employed as opposed to PCR primers. Additional exemplary methods include polymerase chain reaction (PCR; see, *e.g.*, U.S. Patent Nos. 4,683,202; 4,683,195; 4,965,188; and/or 5,035,996), isothermal procedures (using one or more RNA polymerases (see, *e.g.*, PCT Publication No. WO 2006/081222), strand displacement (see, *e.g.*, U.S. Patent No. RE39007E), partial destruction of primer molecules (see, *e.g.*, PCT Publication No. WO 2006/087574)), ligase chain reaction (LCR) (see, *e.g.*, Wu, *et al.*, Genomics 4: 560-569 (1990)), and/or Barany, *et al.* Proc. Natl. Acad. Sci. USA 88:189-193 (1991)), Q β RNA replicase systems (see, *e.g.*, PCT Publication No. WO 1994/016108), RNA transcription-based systems (*e.g.*, TAS, 3SR), rolling circle amplification (RCA) (see, *e.g.*, U.S. Patent No. 5,854,033; U.S. Patent Application Publication No. 2004/265897; Lizardi *et al.* Nat. Genet. 19: 225-232 (1998); and/or Banér *et al.* Nucleic Acid Res., 26: 5073-5078 (1998)), and strand displacement amplification (SDA) (Little, *et al.* Clin. Chem. 45:777-784 (1999)), among others. These systems, along with the many other systems available to the skilled artisan, may be suitable for use in polymerizing and/or amplifying target nucleic acids for use as described herein.

[0049] “Amplification efficiency” may refer to any product that may be quantified to determine copy number (*e.g.*, the term may refer to a PCR amplicon, an LCR ligation product, and/or similar product). Whether a particular detergent functions as desired in a particular amplification

reaction may be determined by carrying out at least two separate amplification reactions, each reaction being carried out in the absence and presence, respectively, of a detergent quantifying amplification that occurs in each reaction. Various concentrations or combinations of detergents may also be tested in separate reaction mixtures to determine the effect on amplification efficiency. The amplification and/or polymerization efficiency may be determined by various methods known in the art, including, but not limited to, determination of calibration dilution curves and slope calculation, determination using qBase software as described in Hellemans *et al.*, Genome Biology 8:R19 (2007), determination using the delta delta C_q ($\Delta\Delta C_q$) calculation as described by Livak and Schmittgen, Methods 25:402 (2001), or by the method as described by Pfaffl, Nucl. Acids Res. 29:e45 (2001), all of which are herein incorporated by reference in their entirety.

[0050] Exemplary methods for polymerizing and/or amplifying nucleic acids include, for example, polymerase-mediated extension reactions. For instance, the polymerase-mediated extension reaction can be the polymerase chain reaction (PCR). In other embodiments, the nucleic acid amplification reaction is a multiplex reaction. For instance, exemplary methods for polymerizing and/or amplifying and detecting nucleic acids suitable for use as described herein are commercially available as TaqMan[®] (see, *e.g.*, U.S. Patent Nos. 4,889,818; 5,079,352; 5,210,015; 5,436,134; 5,487,972; 5,658,751; 5,210,015; 5,487,972; 5,538,848; 5,618,711; 5,677,152; 5,723,591; 5,773,258; 5,789,224; 5,801,155; 5,804,375; 5,876,930; 5,994,056; 6,030,787; 6,084,102; 6,127,155; 6,171,785; 6,214,979; 6,258,569; 6,814,934; 6,821,727; 7,141,377; and/or 7,445,900, all of which are hereby incorporated herein by reference in their entirety). TaqMan[®] assays are typically carried out by performing nucleic acid amplification on a target polynucleotide using a nucleic acid polymerase having 5'-to-3' nuclease activity, a primer capable of hybridizing to said target polynucleotide, and an oligonucleotide probe capable of hybridizing to said target polynucleotide 3' relative to said primer. The oligonucleotide probe typically includes a detectable label (*e.g.*, a fluorescent reporter molecule) and a quencher molecule capable of quenching the fluorescence of said reporter molecule. Typically, the detectable label and quencher molecule are part of a single probe. As amplification proceeds, the polymerase digests the probe to separate the detectable label from the quencher molecule. The detectable label (*e.g.*, fluorescence) is monitored during the reaction, where detection of the label

corresponds to the occurrence of nucleic acid amplification (*e.g.*, the higher the signal the greater the amount of amplification). Variations of TaqMan[®] assays (*e.g.*, LNA[™] spiked TaqMan[®] assay) are known in the art and would be suitable for use in the methods described herein.

[0051] Another exemplary system suitable for use as described herein utilizes double-stranded probes in displacement hybridization methods (see, *e.g.*, Morrison *et al.* Anal. Biochem., 18:231-244 (1989); and/or Li, *et al.* Nucleic Acids Res., 30(2,e5) (2002)). In such methods, the probe typically includes two complementary oligonucleotides of different lengths where one includes a detectable label and the other includes a quencher molecule. When not bound to a target nucleic acid, the quencher suppresses the signal from the detectable label. The probe becomes detectable upon displacement hybridization with a target nucleic acid. Multiple probes may be used, each containing different detectable labels, such that multiple target nucleic acids may be queried in a single reaction.

[0052] Additional exemplary methods for polymerizing and/or amplifying and detecting target nucleic acids suitable for use as described herein involve “molecular beacons”, which are single-stranded hairpin shaped oligonucleotide probes. In the presence of the target sequence, the probe unfolds, binds and emits a signal (*e.g.*, fluoresces). A molecular beacon typically includes at least four components: 1) the “loop”, an 18-30 nucleotide region which is complementary to the target sequence; 2) two 5-7 nucleotide “stems” found on either end of the loop and being complementary to one another; 3) at the 5’ end, a detectable label; and 4) at the 3’ end, a quencher moiety that prevents the detectable label from emitting a signal when the probe is in the closed loop shape (*e.g.*, not bound to a target nucleic acid). Thus, in the presence of a complementary target, the “stem” portion of the beacon separates out resulting in the probe hybridizing to the target. Other types of molecular beacons are also known and may be suitable for use in the methods described herein. Molecular beacons may be used in a variety of assay systems. One such system is nucleic acid sequence-based amplification (NASBA[®]), a single step isothermal process for polymerizing and/or amplifying RNA to double stranded DNA without temperature cycling. A NASBA reaction typically requires avian myeloblastosis virus (AMV), reverse transcriptase (RT), T7 RNA polymerase, RNase H, and two oligonucleotide primers. After amplification, the amplified target nucleic acid may be detected using a molecular beacon.

Other uses for molecular beacons are known in the art and would be suitable for use in the methods described herein.

[0053] The Scorpions™ system is another exemplary assay format that may be used in the methods described herein. Scorpions™ primers are bi-functional molecules in which a primer is covalently linked to the probe, along with a detectable label (*e.g.*, a fluorophore) and a non-detectable quencher moiety that quenches the fluorescence of the detectable label. In the presence of a target nucleic acid, the detectable label and the quencher separate which leads to an increase in signal emitted from the detectable label. Typically, a primer used in the amplification reaction includes a probe element at the 5' end along with a "PCR blocker" element (*e.g.*, a hexaethylene glycol (HEG) monomer (Whitcombe, *et al.* Nat. Biotech. 17: 804-807 (1999)) at the start of the hairpin loop. The probe typically includes a self-complementary stem sequence with a detectable label at one end and a quencher at the other. In the initial amplification cycles (*e.g.*, PCR), the primer hybridizes to the target and extension occurs due to the action of polymerase. The Scorpions™ system may be used to examine and identify point mutations using multiple probes that may be differently tagged to distinguish between the probes. Using PCR as an example, after one extension cycle is complete, the newly synthesized target region will be attached to the same strand as the probe. Following the second cycle of denaturation and annealing, the probe and the target hybridize. The hairpin sequence then hybridizes to a part of the newly produced PCR product. This results in the separation of the detectable label from the quencher and causes emission of the signal. Other uses for such labeled probes are known in the art and would be suitable for use in the methods described herein.

[0054] The nucleic acid polymerases that may be employed in the disclosed nucleic acid amplification reactions may be any that function to carry out the desired reaction including, for example, a prokaryotic, fungal, viral, bacteriophage, plant, and/or eukaryotic nucleic acid polymerase. As used herein, the term "DNA polymerase" refers to an enzyme that synthesizes a DNA strand *de novo* using a nucleic acid strand as a template. DNA polymerase uses an existing DNA or RNA as the template for DNA synthesis and catalyzes the polymerization of deoxyribonucleotides alongside the template strand, which it reads. The newly synthesized DNA strand is complementary to the template strand. DNA polymerase can add free nucleotides only

to the 3'-hydroxyl end of the newly forming strand. It synthesizes oligonucleotides via transfer of a nucleoside monophosphate from a deoxyribonucleoside triphosphate (dNTP) to the 3'-hydroxyl group of a growing oligonucleotide chain. This results in elongation of the new strand in a 5'-to-3' direction. Since DNA polymerase can only add a nucleotide onto a pre-existing 3'-OH group, to begin a DNA synthesis reaction, the DNA polymerase needs a primer to which it can add the first nucleotide. Suitable primers may comprise oligonucleotides of RNA or DNA, or chimeras thereof (*e.g.*, RNA/DNA chimerical primers). The DNA polymerases may be a naturally occurring DNA polymerases or a variant of natural enzyme having the above-mentioned activity. For example, it may include a DNA polymerase having a strand displacement activity, a DNA polymerase lacking 5'-to-3' exonuclease activity, a DNA polymerase having a reverse transcriptase activity, or a DNA polymerase having an endonuclease activity.

[0055] Suitable nucleic acid polymerases may also comprise holoenzymes, functional portions of the holoenzymes, chimeric polymerase, or any modified polymerase that can effectuate the synthesis of a nucleic acid molecule. Within this disclosure, a DNA polymerase may also include a polymerase, terminal transferase, reverse transcriptase, telomerase, and/or polynucleotide phosphorylase. Non-limiting examples of polymerases may include, for example, T7 DNA polymerase, eukaryotic mitochondrial DNA Polymerase γ , prokaryotic DNA polymerase I, II, III, IV, and/or V; eukaryotic polymerase α , β , γ , δ , ϵ , η , ζ , ι , and/or κ ; *E. coli* DNA polymerase I; *E. coli* DNA polymerase III alpha and/or epsilon subunits; *E. coli* polymerase IV, *E. coli* polymerase V; *T. aquaticus* DNA polymerase I; *B. stearothermophilus* DNA polymerase I; *Euryarchaeota* polymerases; terminal deoxynucleotidyl transferase (TdT); *S. cerevisiae* polymerase 4; translesion synthesis polymerases; reverse transcriptase; and/or telomerase. Non-limiting examples of suitable thermostable DNA polymerases that may be used include *Taq*, *Tfl*, *Tfi*, *Pfu*, and Vent™ DNA polymerases, any genetically engineered DNA polymerases, any having reduced or insignificant 3'-to-5' exonuclease activity (*e.g.*, SuperScript™ DNA polymerase), and/or genetically engineered DNA polymerases (*e.g.*, those having the active site mutation F667Y or the equivalent of F667Y (*e.g.*, in *Tth*), AmpliTaq®FS, ThermoSequenase™), AmpliTaq® Gold, Therminator I, Therminator II, Therminator III, Therminator Gamma (all available from New England Biolabs, Beverly, MA), and/or any derivatives and fragments thereof. Other nucleic acid polymerases may also be suitable as would

be understood by one of skill in the art.

[0056] In another aspect, the present disclosure provides reaction mixtures for polymerizing and/or amplifying a nucleic acid sequence of interest (*e.g.*, a target sequence). In some embodiments, the reaction mixture may further comprise a detectable label. The methods may also include one or more steps for detecting the detectable label to quantitate the amplified nucleic acid. As used herein, the term “detectable label” refers to any of a variety of signaling molecules indicative of amplification. For example, SYBR[®] Green and other DNA-binding dyes are detectable labels. Such detectable labels may comprise or may be, for example, nucleic acid intercalating agents or non-intercalating agents. As used herein, an intercalating agent is an agent or moiety capable of non-covalent insertion between stacked base pairs of a double-stranded nucleic acid molecule. A non-intercalating agent is one that does not insert into the double-stranded nucleic acid molecule. The nucleic acid binding agent may produce a detectable signal directly or indirectly. The signal may be detectable directly using, for example, fluorescence and/or absorbance, or indirectly using, for example, any moiety or ligand that is detectably affected by proximity to double-stranded nucleic acid is suitable such as a substituted label moiety or binding ligand attached to the nucleic acid binding agent. It is typically necessary for the nucleic acid binding agent to produce a detectable signal when bound to a double-stranded nucleic acid that is distinguishable from the signal produced when that same agent is in solution or bound to a single-stranded nucleic acid. For example, intercalating agents such as ethidium bromide fluoresce more intensely when intercalated into double-stranded DNA than when bound to single-stranded DNA, RNA, or in solution (see, *e.g.*, U.S. Patent Nos. 5,994,056; 6,171,785; and/or 6,814,934). Similarly, actinomycin D fluoresces in the red portion of the UV/VIS spectrum when bound to single-stranded nucleic acids, and fluoresces in the green portion of the UV/VIS spectrum when bound to double-stranded nucleic acids. And in another example, the photoreactive psoralen 4-aminomethyl-4'-5',8-trimethylpsoralen (AMT) has been reported to exhibit decreased absorption at long wavelengths and fluorescence upon intercalation into double-stranded DNA (Johnson *et al.* Photochem. & Photobiol., 33:785-791 (1981). For example, U.S. Patent No. 4,257,774 describes the direct binding of fluorescent intercalators to DNA (*e.g.*, ethidium salts, daunomycin, mepacrine and acridine orange, 4',6-diamidino- α -phenylindole). Non-intercalating agents (*e.g.*, minor groove binders as described herein such as

Hoechst 33258, distamycin, netropsin) may also be suitable for use. For example, Hoechst 33258 (Searle, *et al.* Nucl. Acids Res. 18(13):3753-3762 (1990)) exhibits altered fluorescence with an increasing amount of target. Minor groove binders are described in more detail elsewhere herein.

[0057] Other DNA binding dyes are available to one of skill in the art and may be used alone or in combination with other agents and/or components of an assay system. Exemplary DNA binding dyes may include, for example, acridines (*e.g.*, acridine orange, acriflavine), actinomycin D (Jain, *et al.* J. Mol. Biol. 68:21 (1972)), anthramycin, BOBOTM-1, BOBOTM-3, BO-PROTM-1, cbromomycin, DAPI (Kapuseinski, *et al.* Nucl. Acids Res. 6(112): 3519 (1979)), daunomycin, distamycin (*e.g.*, distamycin D), dyes described in U.S. Patent No. 7,387,887, ellipticine, ethidium salts (*e.g.*, ethidium bromide), fluorcoumanin, fluorescent intercalators as described in U.S. Patent No. 4,257,774, GelStar[®] (Cambrex Bio Science Rockland Inc., Rockland, Me.), Hoechst 33258 (Searle and Embrey, Nucl. Acids Res. 18:3753-3762 (1990)), Hoechst 33342, homidium, JO-PROTM-1, LIZ dyes, LO-PROTM-1, mepacrine, mithramycin, NED dyes, netropsin, 4',6-diamidino- α -phenylindole, proflavine, POPOTM-1, POPOTM-3, PO-PROTM-1, propidium iodide, ruthenium polypyridyls, S5, SYBR[®] Gold, SYBR[®] Green I (U.S. Patent Nos. 5,436,134 and 5,658,751), SYBR[®] Green II, SYTOX[®] blue, SYTOX[®] green, SYTO[®] 43, SYTO[®] 44, SYTO[®] 45, SYTOX[®] Blue, TO-PRO[®]-1, SYTO[®] 11, SYTO[®] 13, SYTO[®] 15, SYTO[®] 16, SYTO[®] 20, SYTO[®] 23, thiazole orange (Aldrich Chemical Co., Milwaukee, Wis.), TOTOTM-3, YO-PRO[®]-1, and YOYO[®]-3 (Molecular Probes, Inc., Eugene, OR), among others. SYBR[®] Green I (see, *e.g.*, U.S. Patent Nos. 5,436,134; 5,658,751; and/or 6,569,927), for example, has been used to monitor a PCR reactions. Other DNA binding dyes may also be suitable as would be understood by one of skill in the art.

[0058] For use as described herein, one or more detectable labels and/or quenching agents may be attached to one or more primers and/or probes (*e.g.*, detectable label). The detectable label may emit a signal when free or when bound to one of the target nucleic acids. The detectable label may also emit a signal when in proximity to another detectable label. Detectable labels may also be used with quencher molecules such that the signal is only detectable when not in sufficiently close proximity to the quencher molecule. For instance, in some embodiments, the

assay system may cause the detectable label to be liberated from the quenching molecule. Any of several detectable labels may be used to label the primers and probes used in the methods described herein. As mentioned above, in some embodiments the detectable label may be attached to a probe, which may be incorporated into a primer, or may otherwise bind to amplified target nucleic acid (*e.g.*, a detectable nucleic acid binding agent such as an intercalating or non-intercalating dye). When using more than one detectable label, each should differ in their spectral properties such that the labels may be distinguished from each other, or such that together the detectable labels emit a signal that is not emitted by either detectable label alone. Exemplary detectable labels include, for instance, a fluorescent dye or fluorophore (*e.g.*, a chemical group that can be excited by light to emit fluorescence or phosphorescence), “acceptor dyes” capable of quenching a fluorescent signal from a fluorescent donor dye, and the like. Suitable detectable labels may include, for example, fluorosceins (*e.g.*, 5-carboxy-2,7-dichlorofluorescein; 5-Carboxyfluorescein (5-FAM); 5-Hydroxy Tryptamine (5-HAT); 6-JOE; 6-carboxyfluorescein (6-FAM); FITC; 6-carboxy-1,4-dichloro-2',7'-dichlorofluorescein (TET); 6-carboxy-1,4-dichloro-2',4',5',7'-tetrachlorofluorescein (HEX); 6-carboxy-4',5'-dichloro-2',7'-dimethoxyfluorescein (JOE); Alexa fluor[®] fluorophores (*e.g.*, 350, 405, 430, 488, 500, 514, 532, 546, 555, 568, 594, 610, 633, 635, 647, 660, 680, 700, 750); BODIPY[®] fluorophores (*e.g.*, 492/515, 493/503, 500/510, 505/515, 530/550, 542/563, 558/568, 564/570, 576/589, 581/591, 630/650-X, 650/665-X, 665/676, FL, FL ATP, FI-Ceramide, R6G SE, TMR, TMR-X conjugate, TMR-X, SE, TR, TR ATP, TR-X SE), coumarins (*e.g.*, 7-amino-4-methylcoumarin, AMC, AMCA, AMCA-S, AMCA-X, ABQ, CPM methylcoumarin, coumarin phalloidin, hydroxycoumarin, CMFDA, methoxycoumarin), calcein, calcein AM, calcein blue, calcium dyes (*e.g.*, calcium crimson, calcium green, calcium orange, calcofluor white), Cascade Blue, Cascade Yellow; Cy[™] dyes (*e.g.*, 3, 3.18, 3.5, 5, 5.18, 5.5, 7), cyan GFP, cyclic AMP Fluorosensor (FiCRhR), fluorescent proteins (*e.g.*, green fluorescent protein (*e.g.*, GFP, EGFP), blue fluorescent protein (*e.g.*, BFP, EBFP, EBFP2, Azurite, mKalama1), cyan fluorescent protein (*e.g.*, ECFP, Cerulean, CyPet), yellow fluorescent protein (*e.g.*, YFP, Citrine, Venus, YPet), FRET donor/acceptor pairs (*e.g.*, fluorescein/tetramethylrhodamine, IAEDANS/fluorescein, EDANS/dabcyl, fluorescein/fluorescein, BODIPY[®] FL/BODIPY[®] FL, Fluorescein/QSY7 and QSY9), LysoTracker[®] and LysoSensor[™] (*e.g.*, LysoTracker[®] Blue DND-22, LysoTracker[®] Blue-White DPX, LysoTracker[®] Yellow HCK-123, LysoTracker[®] Green DND-26, LysoTracker[®] Red DND-

99, LysoSensor™ Blue DND-167, LysoSensor™ Green DND-189, LysoSensor™ Green DND-153, LysoSensor™ Yellow/Blue DND-160, LysoSensor™ Yellow/Blue 10,000 MW dextran), Oregon Green (*e.g.*, 488, 488-X, 500, 514); rhodamines (*e.g.*, 110, 123, B, B 200, BB, BG, B extra, 5-carboxytetramethylrhodamine (5-TAMRA), 5 GLD, 6-Carboxyrhodamine 6G, Lissamine, Lissamine Rhodamine B, Phalloidine, Phalloidine, Red, Rhod-2, ROX (6-carboxy-X-rhodamine), 5-ROX (carboxy-X-rhodamine), Sulphorhodamine B can C, Sulphorhodamine G Extra, TAMRA (6-carboxytetramethylrhodamine), Tetramethylrhodamine (TRITC), WT), Texas Red, Texas Red-X, VIC and other labels described in, *e.g.*, U.S. Patent Application Publication No. 2009/0197254 (incorporated herein by reference in its entirety), among others as would be known to those of skill in the art. Other detectable labels may also be used (see, *e.g.*, U.S. Patent Application Publication No. 2009/0197254 (incorporated herein by reference in its entirety)), as would be known to those of skill in the art. Any of these systems and detectable labels, as well as many others, may be used to detect amplified target nucleic acids.

[0059] Some detectable labels may be sequence-based (also referred to herein as “locus-specific detectable label”), for example 5'-nuclease probes. Such probes may comprise one or more detectable labels. Various detectable labels are known in the art, for example (TaqMan® probes described herein (See also U.S. Patent No. 5,538,848 (incorporated herein by reference in its entirety)) various stem-loop molecular beacons (See, *e.g.*, U.S. Patent Nos. 6,103,476 and 5,925,517 and Tyagi and Kramer, Nature Biotechnology 14:303-308 (1996)), stemless or linear beacons (See, *e.g.*, PCT Publication No. WO 99/21881; U.S. Patent No. 6,485,901), PNA Molecular Beacons™ (See, *e.g.*, U.S. Patent Nos. 6,355,421 and 6,593,091), linear PNA beacons (See, *e.g.*, Kubista *et al.*, SPIE 4264:53-58 (2001)), non-FRET probes (See, *e.g.*, U.S. Patent No. 6,150,097), Sunrise®/Amplifluor® probes (U.S. Patent No. 6,548,250), stem-loop and duplex Scorpions™ probes (Solinas *et al.*, Nucleic Acids Research 29:E96 (2001) and U.S. Patent No. 6,589,743), bulge loop probes (U.S. Patent No. 6,590,091), pseudo knot probes (U.S. Patent No. 6,589,250), cyclicons (U.S. Patent No. 6,383,752), MGB Eclipse™ probe (Epoch Biosciences), hairpin probes (U.S. Patent No. 6,596,490), peptide nucleic acid (PNA) light-up probes (Svanvik, *et al.* Anal Biochem 281:26-35 (2001)), self-assembled nanoparticle probes, ferrocene-modified probes described, for example, in U.S. Patent No. 6,485,901; Mhlanga *et al.*, Methods 25:463-471 (2001); Whitcombe *et al.*, Nature Biotechnology 17:804-807 (1999); Isacsson *et al.*,

Molecular Cell Probes. 14:321-328 (2000); Svanvik *et al.*, Anal Biochem. 281:26-35 (2000); Wolffs *et al.*, Biotechniques 766:769-771 (2001); Tsourkas *et al.*, Nucleic Acids Research. 30:4208-4215 (2002); Riccelli *et al.*, Nucleic Acids Research 30:4088-4093 (2002); Zhang *et al.*, Acta Biochimica et Biophysica Sinica (Shanghai). 34:329-332 (2002); Maxwell *et al.*, J. Am. Chem. Soc. 124:9606-9612 (2002); Broude *et al.*, Trends Biotechnol. 20:249-56 (2002); Huang *et al.*, Chem Res. Toxicol. 15:118-126 (2002); and Yu *et al.*, J. Am. Chem. Soc. 14:11155-11161 (2001); QuantiProbes[®] (www.qiagen.com), HyBeacons[®] (French, *et al.* Mol. Cell. Probes 15:363-374 (2001)), displacement probes (Li, *et al.* Nucl. Acids Res. 30:e5 (2002)), HybProbes (Cardullo, *et al.* Proc. Natl. Acad. Sci. USA 85:8790-8794 (1988)), MGB Alert (www.nanogen.com), Q-PNA (Fiandaca, *et al.* Genome Res. 11:609-611 (2001)), Plexor[®] (www.Promega.com), LUX[™] primers (Nazarenko, *et al.* Nucleic Acids Res. 30:e37 (2002)), DzyNA primers (Todd, *et al.* Clin. Chem. 46:625-630 (2000)). Detectable labels may also comprise non-detectable quencher moieties that quench the fluorescence of the detectable label, including, for example, black hole quenchers (Biosearch), Iowa Black[®] quenchers (IDT), QSY quencher (Molecular Probes), and Dabsyl and Dabcyl sulfonate/carboxylate Quenchers (Epoch). Detectable labels may also comprise two probes, wherein for example a fluorophore is on one probe, and a quencher is on the other, wherein hybridization of the two probes together on a target quenches the signal, or wherein hybridization on a target alters the signal signature via a change in fluorescence. Exemplary systems may also include FRET, salicylate/DTPA ligand systems (see, *e.g.*, Oser *et al.* Angew. Chem. Int. Engl. 29(10):1167 (1990)), displacement hybridization, homologous probes, and/or assays described in European Patent No. EP 070685 and/or U.S. Patent No. 6,238,927. Detectable labels can also comprise sulfonate derivatives of fluorescein dyes with SO₃ instead of the carboxylate group, phosphoramidite forms of fluorescein, phosphoramidite forms of Cy5 (available for example from Amersham). All references cited above are hereby incorporated herein by reference in their entirety.

[0060] Other embodiments provide methods for inhibiting inactivation of a polymerase during a thermal cycling process by including therein a novel detergent of Formula I. Also provided are methods for providing an enzyme having polymerase activity and at least one novel detergent of Formula I and combining the same to form a mixture under conditions such that the polymerase activity of the enzyme is stabilized. The polymerase may be any available to the skilled artisan,

including but not limited to those described herein. In certain embodiments, the polymerase is thermostable.

[0061] The detergents and methods described herein may be useful for detecting and/or quantifying a variety of target nucleic acids from a test sample. A target nucleic acid is any nucleic acid for which an assay system is designed to identify or detect as present (or not), and/or quantify in a test sample. Such nucleic acids may include, for example, those of infectious agents (*e.g.*, virus, bacteria, parasite, and the like), a disease process such as cancer, diabetes, or the like, or to measure an immune response. Exemplary “test samples” include various types of samples, such as biological samples. Exemplary biological samples include, for instance, a bodily fluid (*e.g.*, blood, saliva, spinal fluid), a tissue sample, a food (*e.g.*, meat) or beverage (*e.g.*, milk) product, or the like. Expressed nucleic acids may include, for example, genes for which expression (or lack thereof) is associated with medical conditions such as infectious disease (*e.g.*, bacterial, viral, fungal, protozoal infections) or cancer. The methods described herein may also be used to detect contaminants (*e.g.*, bacteria, virus, fungus, and/or protozoan) in pharmaceutical, food, or beverage products. The methods described herein may be also be used to detect rare alleles in the presence of wild type alleles (*e.g.*, one mutant allele in the presence of 10^6 - 10^9 wild type alleles). The methods are useful to, for example, detect minimal residual disease (*e.g.*, rare remaining cancer cells during remission, especially mutations in the p53 gene or other tumor suppressor genes previously identified within the tumors), and/or measure mutation load (*e.g.*, the frequency of specific somatic mutations present in normal tissues, such as blood or urine).

[0062] Kits for performing the methods described herein are also provided. As used herein, the term “kit” refers to a packaged set of related components, typically one or more compounds or compositions. The kit may comprise a pair of oligonucleotides for polymerizing and/or amplifying at least one target nucleic acid from a sample, one or more novel detergents (*e.g.*, and/or conventional detergents, or a mixture comprising any of the same), a biocatalyst (*e.g.*, DNA polymerase) and/or corresponding one or more probes labeled with a detectable label. The kit may also include samples containing pre-defined target nucleic acids to be used in control reactions. The kit may also optionally include stock solutions, buffers, enzymes, detectable labels or reagents required for detection, tubes, membranes, and the like that may be used to

complete the amplification reaction. In some embodiments, multiple primer sets are included. In one embodiment, the kit may include one or more of, for example, a buffer (*e.g.*, Tris), one or more salts (*e.g.*, KCl), glycerol, dNTPs (dA, dT, dG, dC, dU), recombinant BSA (bovine serum albumin), a dye (*e.g.*, ROX passive reference dye), one or more detergents (*e.g.*, Dt4), one or more hot-start PCR mechanisms, polyethylene glycol (PEG), polyvinyl pyrrolidone (PVP), and/or gelatin (*e.g.*, fish or bovine source). Other embodiments of particular systems and kits are also contemplated which would be understood by one of skill in the art.

[0063] To more clearly and concisely describe and point out the subject matter of the present disclosure, the following definitions are provided for specific terms, which are used in the following description and the appended claims. Throughout the specification, exemplification of specific terms should be considered as non-limiting examples.

[0064] The singular forms “a”, “an” and “the” include plural referents unless the context clearly dictates otherwise. Approximating language, as used herein throughout the specification and claims, may be applied to modify any quantitative representation that could permissibly vary without resulting in a change in the basic function to which it is related. Accordingly, a value modified by a term such as “about” is not to be limited to the precise value specified. Where necessary, ranges have been supplied, and those ranges are inclusive of all sub-ranges there between.

[0065] In this disclosure, the use of the singular can include the plural unless specifically stated otherwise or unless, as will be understood by one of skill in the art in light of the present disclosure, the singular is the only functional embodiment. Thus, for example, “a” may mean more than one, and “one embodiment” may mean that the description applies to multiple embodiments. The phrase “and/or” denotes a shorthand way of indicating that the specific combination is contemplated in combination and, separately, in the alternative.

[0066] It will be appreciated that there is an implied “about” prior to the temperatures, concentrations, times, *etc.* discussed in the present teachings, such that slight and insubstantial deviations are within the scope of the present teachings herein. Also, the use of “comprise”,

“comprises”, “comprising”, “contain”, “contains”, “containing”, “include”, “includes”, and “including” are not intended to be limiting. It is to be understood that both the foregoing general description and detailed description are exemplary and explanatory only and are not restrictive of the invention.

[0067] Unless specifically noted in the above specification, embodiments in the above specification that recite “comprising” various components are also contemplated as “consisting of” or “consisting essentially of” the recited components; embodiments in the specification that recite “consisting of” various components are also contemplated as “comprising” or “consisting essentially of” the recited components; and embodiments in the specification that recite “consisting essentially of” various components are also contemplated as “consisting of” or “comprising” the recited components (this interchangeability does not apply to the use of these terms in the claims).

[0068] As used herein the terms “nucleotide” or “nucleotide base” refer to a nucleoside phosphate. It includes, but is not limited to, a natural nucleotide, a synthetic nucleotide, a modified nucleotide, or a surrogate replacement moiety or universal nucleotide (*e.g.*, inosine). The nucleoside phosphate may be a nucleoside monophosphate, a nucleoside diphosphate or a nucleoside triphosphate. The sugar moiety in the nucleoside phosphate may be a pentose sugar, such as ribose, and the phosphate esterification site may correspond to the hydroxyl group attached to the C-5 position of the pentose sugar of the nucleoside. A nucleotide may be, but is not limited to, a deoxyribonucleoside triphosphate (dNTP) or a ribonucleoside triphosphate (NTP). The nucleotides may be represented using alphabetical letters (letter designation). For example, A denotes adenosine (*i.e.*, a nucleotide containing the nucleobase, adenine), C denotes cytosine, G denotes guanosine, T denotes thymidine, U denotes uracil, and I denotes inosine. N represents any nucleotide (*e.g.*, N may be any of A, C, G, T/U, or I). Naturally occurring and synthetic analogs may also be used, including for example hypoxanthine, 2-aminoadenine, 2-thiouracil, 2-thiothymine, 5-methylcytosine, N4-methylcytosine, 5,N4-ethencytosine, 4-aminopyrrazolo[3,4-d]pyrimidine and 6-amino-4-hydroxy[3,4-d]pyrimidine, among others. The nucleotide units of the oligonucleotides may also have a cross-linking function (*e.g.* an alkylating agent).

[0069] As used herein, the term “oligonucleotide” or “polynucleotide” refers to an oligomer of nucleotide or derivatives thereof. The oligomers may be DNA, RNA, or analogues thereof (*e.g.*, phosphorothioate analogue). The oligomers may also include modified bases, and/or backbones (*e.g.*, modified phosphate linkage or modified sugar moiety). Non-limiting examples of synthetic backbones that confer stability and/or other advantages to the oligomers may include phosphorothioate linkages, peptide nucleic acid, locked nucleic acid (Singh, *et al.* Chem. Commun. 4:455-456 (1998)), xylose nucleic acid, and/or analogues thereof. Oligonucleotides may be any length “n.” For example, n may be any of 1, 2, 4, 6, 8, 12, 16, 20, 22, 24, 26, 28, 30, 32, 34, 36, 38, 40 etc. number of nucleotides. The polynucleotide structure (N)_n represents an oligonucleotide consisting of n number of nucleotides N (*e.g.*, (I)₈ is representative of an oligonucleotide having the sequence IIIIIII; or (A)₁₂ is representative of an oligonucleotide having the sequence AAAAAAAAAA). Other types of oligonucleotides or polynucleotides may also be suitable for use as would be understood to one of skill in the art from this disclosure.

[0070] As used herein, the term “nucleic acid” refers to polymers of nucleotides or derivatives thereof. As used herein, the term “target nucleic acid” refers to a nucleic acid that is desired to be amplified in a nucleic acid amplification reaction. For example, the target nucleic acid comprises a nucleic acid template.

[0071] As used herein, the term “sequence” refers to a nucleotide sequence of an oligonucleotide or a nucleic acid. Throughout the specification, whenever an oligonucleotide/nucleic acid is represented by a sequence of letters, the nucleotides are in 5' to 3' order from left to right. For example, an oligonucleotide represented by a sequence (I)_n(A)_n wherein n=1, 2, 3, 4 and so on, represents an oligonucleotide where the 5' terminal nucleotide(s) is inosine and the 3' terminal nucleotide(s) is adenosine.

[0072] As used herein the term “reaction mixture” refers to the combination of reagents or reagent solutions, which are used to carry out a chemical analysis or a biological assay. In some embodiments, the reaction mixture comprises all necessary components to carry out a nucleic acid (DNA) synthesis/amplification reaction. As described above, such reaction mixtures may

include at least one amplification primer pair suitable for polymerizing and/or amplifying a nucleic acid sequence of interest and at least one detergent. As described above, a suitable reaction mixture may also include a “master mix” containing the components (*e.g.*, typically not including the primer pair) needed to perform an amplification reaction. The master mix may be combined with one or more detergents to form a reaction mixture. Other embodiments of reaction mixtures are also contemplated herein as would be understood by one of skill in the art.

[0073] As used herein, the terms “reagent solution” or “solution suitable for performing a DNA synthesis reaction” refer to any or all solutions, which are typically used to perform an amplification reaction or DNA synthesis. They include, but are not limited to, solutions used in DNA amplification methods, solutions used in PCR amplification reactions, or the like. The solution suitable for DNA synthesis reaction may comprise buffer, salts, and/or nucleotides. It may further comprise primers and/or DNA templates to be amplified. One or more reagent solutions are typically included in the reactions mixtures or master mixes described herein.

[0074] As used herein, the term “primer” or “primer sequence” refers to a short linear oligonucleotide that hybridizes to a target nucleic acid sequence (*e.g.*, a DNA template to be amplified) to prime a nucleic acid synthesis reaction. The primer may be a RNA oligonucleotide, a DNA oligonucleotide, or a chimeric sequence (*e.g.*, comprising RNA and DNA). The primer may contain natural, synthetic, or modified nucleotides. Both the upper and lower limits of the length of the primer are empirically determined. The lower limit on primer length is the minimum length that is required to form a stable duplex upon hybridization with the target nucleic acid under nucleic acid amplification reaction conditions. Very short primers (usually less than 3 nucleotides long) do not form thermodynamically stable duplexes with target nucleic acid under such hybridization conditions. The upper limit is often determined by the possibility of having a duplex formation in a region other than the pre-determined nucleic acid sequence in the target nucleic acid. Generally, suitable primer lengths are in the range of about any of, for example, 3, 4, 5, 6, 7, 8, 9, 10, 11, 12, 13, 14, 15, 16, 17, 18, 19, 20, 21, 22, 23, 24, 25, 26, 27, 28, 29, 30, 31, 32, 33, 34, 35, 36, 37, 38, 39, 40, (and so on) nucleotides long.

[0075] As used herein, “alkyl” refers to a hydrocarbon that is optionally linear or branched, and may be fully saturated, mono- or polyunsaturated. In addition, the term “alkyl,” as used herein, further includes one or more substitutions at one or more carbon atoms of the hydrocarbon chain fragment.

[0076] As used herein, “aryl” refers to an aromatic moiety having a single ring or multiple condensed rings each of which is optionally and independently substituted with H, halogen, cyano, azido, sulfonic acid, alkali or ammonium salt of sulfonic acid, carboxylic acid, biologically compatible salt of carboxylic acid, nitro, alkyl, perfluoroalkyl, alkoxy, alkylthio, amino, monoalkylamino, dialkylamino or alkylamido.

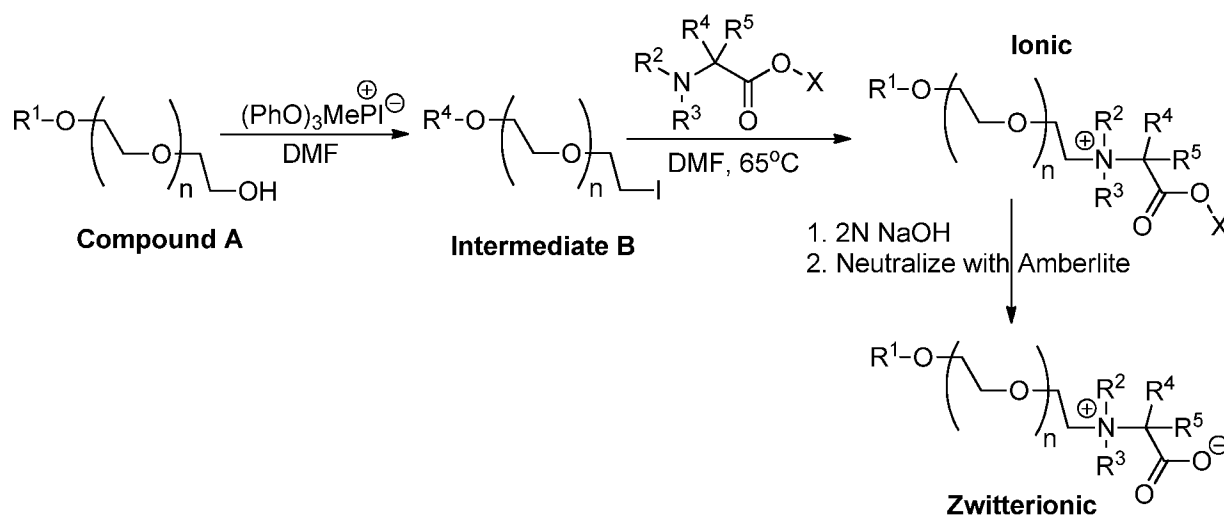
[0077] As used herein, “substituted” refers to a molecule wherein one or more hydrogen atoms are replaced with one or more non-hydrogen atoms, functional groups or moieties. For example, an unsubstituted nitrogen is -NH_2 , while a substituted nitrogen is -NHCH_3 . Exemplary substituents include, but are not limited to, halo, *e.g.*, fluorine and chlorine, alkyl, alkene, alkyne, sulfate, sulfone, sulfonate, amino, ammonium, amido, nitrile, alkoxy, phenoxy, aromatic, phenyl, polycyclic aromatic, and heterocycle.

[0078] Certain embodiments are further described in the following examples. These embodiments are provided as examples only and are not intended to limit the scope of the claims in any way.

EXAMPLES

Development of novel detergents

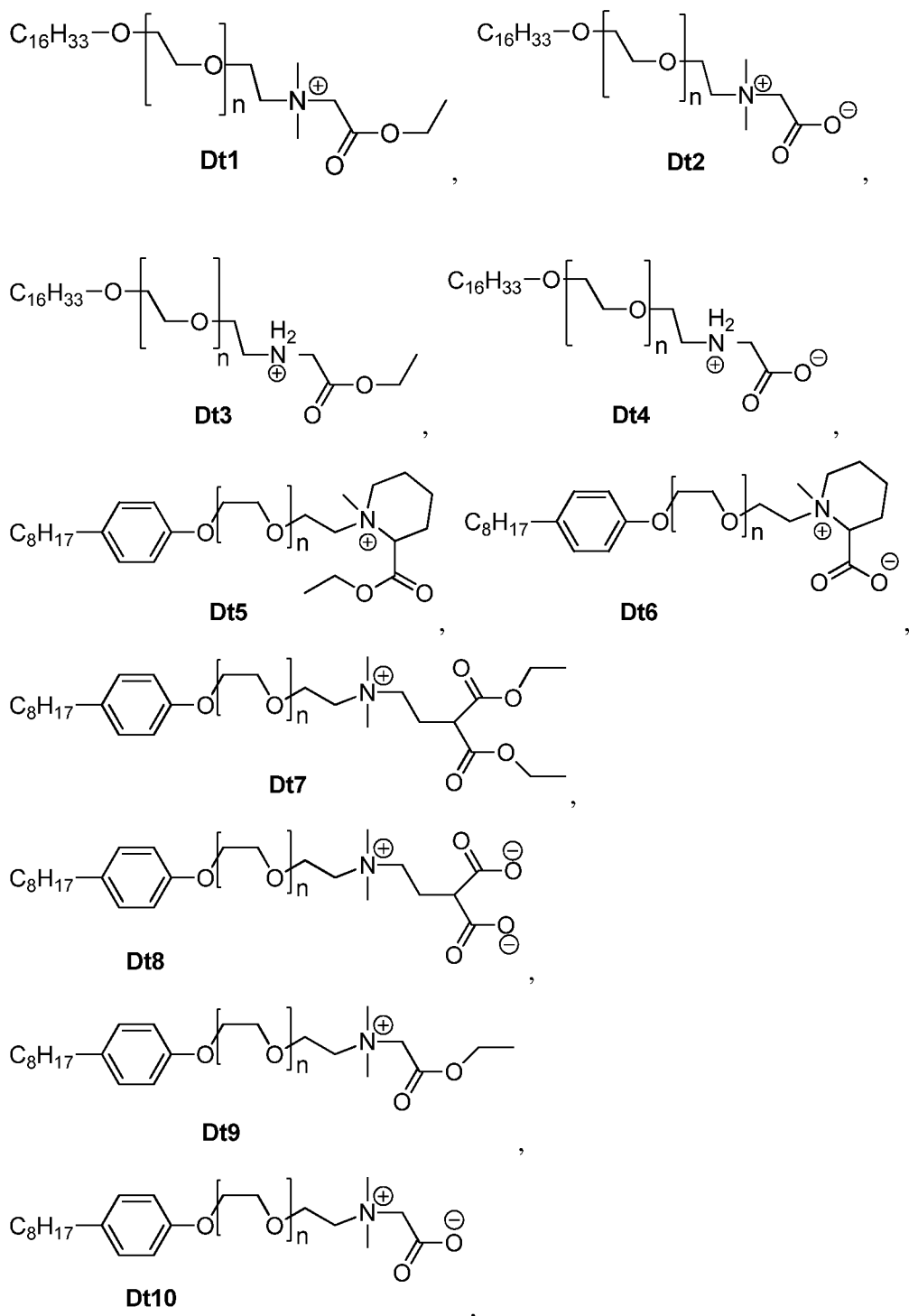
[0079] The novel detergents Dt1, Dt2, Dt3, Dt4, Dt5, Dt6, Dt7, Dt8, Dt9, Dt10, Dt11, and Dt12 were developed using Process 1 described below:

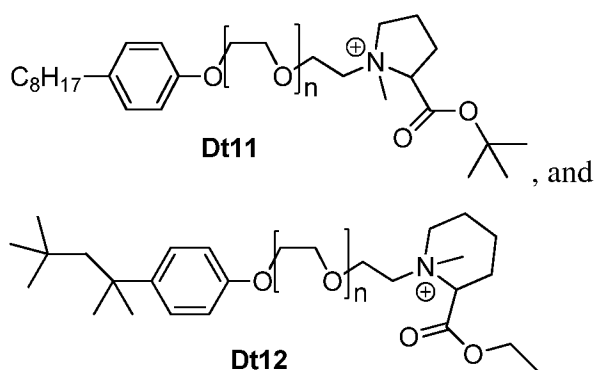


where R^1 , R^2 , R^3 , R^4 , R^5 , and n are as described hereinabove, and X is selected from the group consisting of H , CH_3 , CH_2CH_3 , $CH_2(C_6H_5)$, and $C(CH_3)_3$. The novel detergents of Formula I may be, for example, ionic (e.g., cationic, anionic, zwitterionic).

[0080] As shown in Process 1, **Compound A** (1 eq.), methyltriphenoxyphosphonium iodide (4 eq.), and N,N -dimethyl formamide (6 mL) were added sequentially to a 50 mL aluminum foil covered round bottom flask. The reaction was then allowed to stir for 3 days under argon atmosphere at room temperature. After 3 days, the progress of the reaction was monitored using analytical LC-MS. The appearance of the intermediate product pattern will confirm its formation. This expected intermediate product (**Intermediate B**) was not isolated. To this intermediate product obtained from the previous step, added amino acid ester hydrochloride salt (2 eq.) and Et_3N (2 eq.). The reaction mixture was heated for 3-4 days at $65^\circ C$. The progress of the reaction was monitored using analytical LC-MS. The reaction mixture was cooled down to room temperature and was then concentrated down on the rotovapor to approximately 2 mL. The concentrated crude mixture was purified by preparative HPLC. All the desired fractions were pooled and concentrated down on the rotovapor to afford the desired product (the ionic detergents Dt1, Dt3, Dt5, Dt7, Dt9, Dt11, Dt12). This product was then subjected to hydrolysis reaction using 2N NaOH. The reaction mixture was allowed to stir at room temperature until all the starting material was consumed as observed on analytical LC-MS, followed by neutralization

with Amberlite[®] to afford the final zwitterionic products Dt2, Dt4, Dt6, Dt10 and anionic product Dt8 as shown below:





where n is as described hereinabove. In certain embodiments, each n is independently 5, 6, 7, 8, 9, 10, 15, 20, 25 or 30.

[0081] Dt1 and Dt2 were tested for their ability to support nucleic acid amplification by a polymerase. Two different nucleic acid targets of 1 kb and 3 kb (Rhod-1043 and Rhod-3637, respectively) were amplified by PCR using *Taq* polymerase in the presence of 0.1% NP-40 and 0.1% Tween[®] 20 (control reactions), Dt1 or Dt2. As shown in **Figure 1**, both Dt1 and Dt2 supported the amplification reactions in a comparable manner to NP-40/Tween[®] 20. Dt1 supported amplification of the 1 kb amplicon (Rhod-1043) and the 3 Kb amplicon (Rhod-3637) when included in the 50 μ l reaction at a concentration of between 0.008% and 0.0006%. Dt2 supported amplification of the 1 Kb amplicon (Rhod-1043) and the 3 kb amplicon (Rhod-3637) when included in the 50 μ l reaction at a concentration of between 0.04% and 0.0001% (some amplification was observed at 0.0008%).

[0082] Dt1 was also tested using Rhodopsin gene primers to amplify approximately 4 Kb amplicons (Rhod-3920, Rhod-4181, and Rhod-4089) (**Figure 2**; “Storage B”: 20 mM Tris-HCl (pH 8.0), 0.1 mM EDTA, 50% glycerol, 1 mM DTT, distilled water). PCR conditions were 94°C for two minutes; 35 cycles of 15 seconds at 94°C, 30 seconds at 60°C, four minutes 30 seconds at 72°C; and extension for ten minutes at 72°C. Dt1 supported amplification of Rhod-3920 and Rhod-4181 when included in the 50 μ l reaction at a concentration of between 0.008% and 0.001%. Dt1 supported amplification of Rhod-4089 when included in the 50 μ l reaction at a concentration of between 0.008% and 0.001%.

[0083] Figure 3 shows that 0.004% and 0.002% Dt1 is comparable to 0.004% NP-40/Tween[®] 20 in amplifying 0.1 to 1 Kb amplicons. Figure 4 shows that 0.004% and 0.002% Dt1 is comparable to 0.004% NP-40/Tween[®] 20 in amplifying 1-2 kb amplicons.

[0084] Figures 5 provides a comparison between Brij-58 and Dt1. As shown therein, Dt1 (0.04% to 0.006%) supports amplification in a comparable manner to Brij-58 (0.04% to 0.0004%) or NP40/Tween[®] 20 (0.002%). The data indicates that this was not due to contamination of the Brij-58 starting material used for modification.

[0085] Figure 6 compares the the activity of Dt1 and Dt2. As shown therein, both modified detergents support amplification. Dt1 is shown to support amplification when included in the reaction mixture at a concentration of between 0.04% to 0.001%. Dt2 is shown to support amplification when included in the reaction mixture at a concentration of between 0.04 to 0.006%.

[0086] Figures 7 and 8 provide a comparison between Dt4 and Tween[®] 20 in amplifying four different targets (B2M, GAPDH, RPLPO, and GUSB). As shown therein, amplification in the presence of 0.01% Dt4 or 0.01% Tween[®] 20 provided similar results.

[0087] Figure 9 provides a comparison between Dt4 and Tween[®] 20 in amplifying various different targets. As shown therein, amplification in the presence of Dt4 or Tween[®] 20 provided similar results.

[0088] Figure 10 illustrates the results of amplification in the presence of Dt1, Dt3, Dt5, Dt6 and Dt7. As shown therein, amplification was supported by each detergent at the highest level by Dt4 followed by Dt1, although, under the reaction conditions of these experiment. Dt5 and Dt7 exhibited similar activity, followed by Dt6.

[0089] Figures 11-15 show amplification plots comparing the activity of Dt4 to Brij-58 and Tween[®] 20 at various concentrations in amplifying HPRT1 or PPIA. As shown therein, Dt4 supports the amplification reaction in a comparable manner to both Brij-58 and Tween[®] 20 in all

concentrations tested (0.001% to 0.0001%).

[0090] Figures 16-18 illustrate that Dt4 may be used at a lower concentration than Tween[®] 20 in various reactions (*e.g.*, 0.002% Dt4 compared to 0.01% Tween[®] 20).

[0091] Figures 19 and 20 demonstrate that Dt4 is stable (*e.g.*, it retains its ability to support amplification) in “5X” buffer (Tris (pH 8.0), KCl, and BSA) for at least two months.

[0092] Figures 21 and 22 provide a comparison of the ability of two Dt4 different lots to support amplification of various targets, as compared to Tween[®] 20.

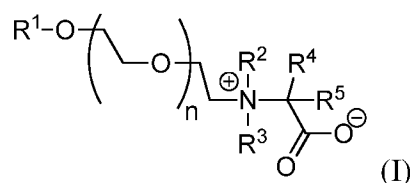
[0093] Figure 23 illustrates that Dt4 supports amplification across a variety of TaqMan[®] assays.

[0094] All references cited within this disclosure are hereby incorporated by reference in their entirety. While certain embodiments have been described in terms of the preferred embodiments, it is understood that variations and modifications will occur to those skilled in the art. Therefore, it is intended that the appended claims cover all such equivalent variations that come within the scope of the following claims.

CLAIMS

What is claimed is:

1. A compound of Formula I:



wherein:

R^1 is H, (C₁-C₃₀) alkyl, (C₁-C₃₀) substituted alkyl, (C₁-C₃₀) heteroalkyl, (C₁-C₃₀) substituted heteroalkyl, aryl, substituted aryl, heteroaryl, substituted heteroaryl, phenyl, substituted phenyl, where the substituted aryl or substituted phenyl is substituted by at least one (C₁-C₃₀) alkyl, (C₁-C₃₀) substituted alkyl, (C₁-C₃₀) heteroalkyl, or (C₁-C₃₀) substituted heteroalkyl;

R^2 and R^3 are each independently H, CH₃, CH(CH₃)₂, CH₂(C₆H₅), or C(CH₃)₃;

R^4 and R^5 are each independently H, CH₃, CH(CH₃)₂, C₆H₅, CH₂(C₆H₅), C(CH₃)₃, CH₂CH(CH₃)₂, CHCH₂CH(CH₃)₂, CH₂C₆H₅OH, CH₂C=CH NH(C₆H₅), CH₂C=CHN=CHNH, CH₂COOH, CH₂CONH₂, (CH₂)₂CONH₂, (CH₂)₂COOH, CH₂SH, (CH₂)_nNH, (CH₂)_nN, CH₂OH, CH(OH)CH₃, (CH₂)₂SCH₃, (CH₂)₃NHC(NH₂)=NH, or, alternatively, R^4 is taken together with R^5 to form a 5- or 6-membered ring which is optionally substituted with at least one (C₁-C₃₀) alkyl, (C₁-C₃₀) substituted alkyl, (C₁-C₃₀) heteroalkyl, (C₁-C₃₀) substituted heteroalkyl; and

each n is independently 1, 2, 3, 4, 5, 6, 7, 8, 9, 10, 11, 12, 13, 14, 15, 16, 17, 18, 19, 20, 21, 22, 23, 24, 25, 26, 27, 28, 29, or 30.

2. The compound of claim 1, wherein:

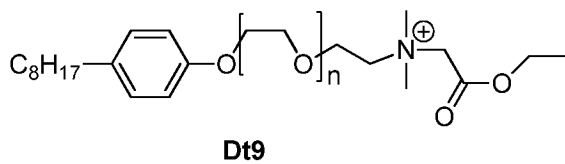
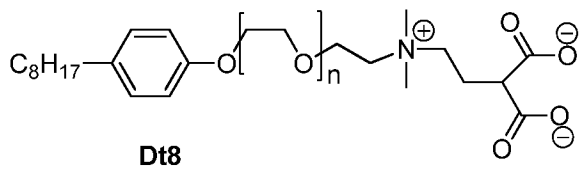
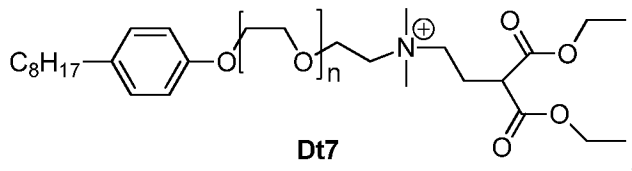
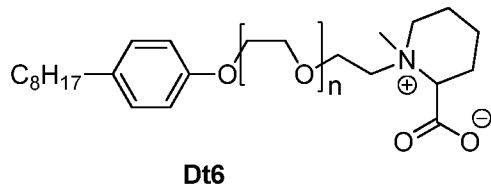
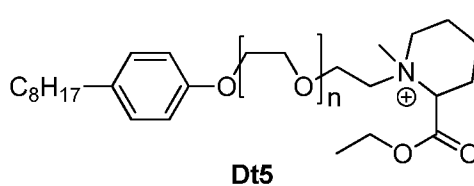
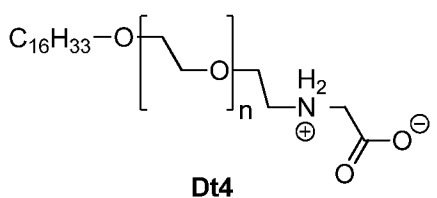
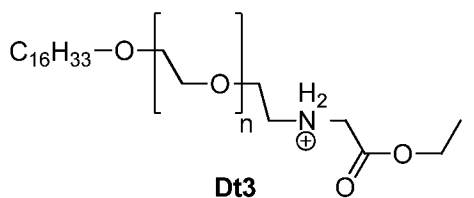
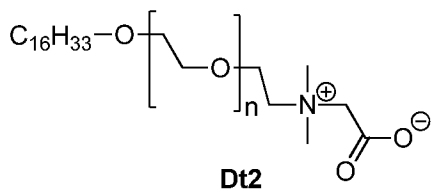
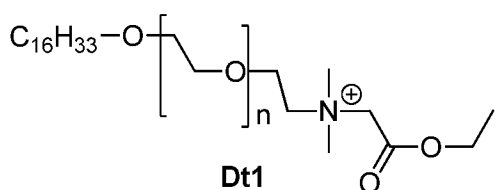
R^1 is a (C₈-C₁₆) alkyl or (C₈-C₁₆) substituted alkyl;

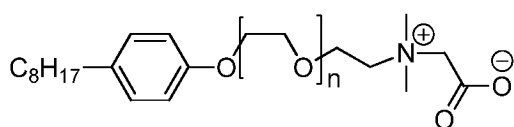
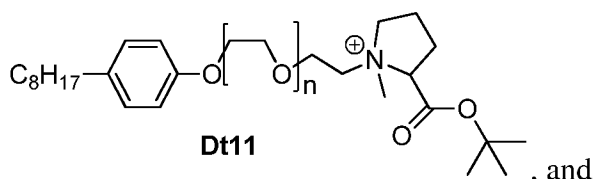
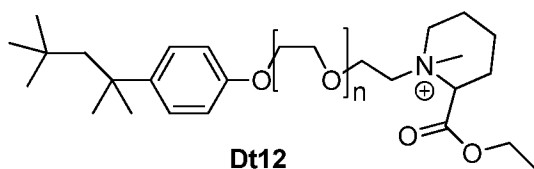
R^2 and R^3 are each independently H or CH₃;

R^4 and R^5 are each independently H, (CH₂)_nNH, (CH₂)_nN, or, alternatively, R^4 is taken together with R^5 to form a 5- or 6-membered ring which is optionally substituted with at least one (C₁-C₃₀) alkyl, (C₁-C₃₀) substituted alkyl, (C₁-C₃₀) heteroalkyl, (C₁-C₃₀) substituted heteroalkyl; and

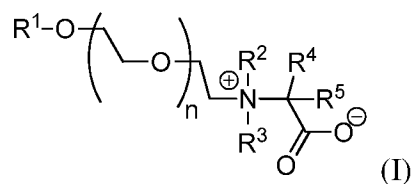
each n is independently 1, 2, 3, 4, 5, 6, 7, 8, 9, 10, 11, 12, 13, 14, 15, 16, 17, 18, 19, 20, 21, 22, 23, 24, 25, 26, 27, 28, 29, or 30.

3. The compound of claim 1, wherein the compound is selected from:



**Dt10****Dt11****Dt12**

4. A composition comprising a polymerase and at least one compound of Formula I:



wherein:

R^1 is H, (C₁-C₃₀) alkyl, (C₁-C₃₀) substituted alkyl, (C₁-C₃₀) heteroalkyl, (C₁-C₃₀) substituted heteroalkyl, aryl, substituted aryl, heteroaryl, substituted heteroaryl, phenyl, substituted phenyl, where the substituted aryl or substituted phenyl is substituted by at least one (C₁-C₃₀) alkyl, (C₁-C₃₀) substituted alkyl, (C₁-C₃₀) heteroalkyl, or (C₁-C₃₀) substituted heteroalkyl;

R^2 and R^3 are each independently H, CH₃, CH(CH₃)₂, CH₂(C₆H₅), or C(CH₃)₃;

R^4 and R^5 are each independently H, CH₃, CH(CH₃)₂, C₆H₅, CH₂(C₆H₅), C(CH₃)₃, CH₂CH(CH₃)₂, CHCH₂CH(CH₃)₂, CH₂C₆H₅OH, CH₂C=CH NH(C₆H₅), CH₂C=CHN=CHNH, CH₂COOH, CH₂CONH₂, (CH₂)₂CONH₂, (CH₂)₂COOH, CH₂SH, (CH₂)_nNH, (CH₂)_nN, CH₂OH, CH(OH)CH₃, (CH₂)₂SCH₃, (CH₂)₃NHC(NH₂)=NH, or, alternatively, R^4 is taken together with R^5 to form a 5- or 6-membered ring which is optionally substituted with at least one (C₁-C₃₀) alkyl, (C₁-C₃₀) substituted alkyl, (C₁-C₃₀) heteroalkyl, (C₁-C₃₀) substituted heteroalkyl; and

each n is independently 1, 2, 3, 4, 5, 6, 7, 8, 9, 10, 11, 12, 13, 14, 15, 16, 17, 18, 19, 20, 21, 22, 23, 24, 25, 26, 27, 28, 29, or 30.

5. The composition of claim 4, wherein:

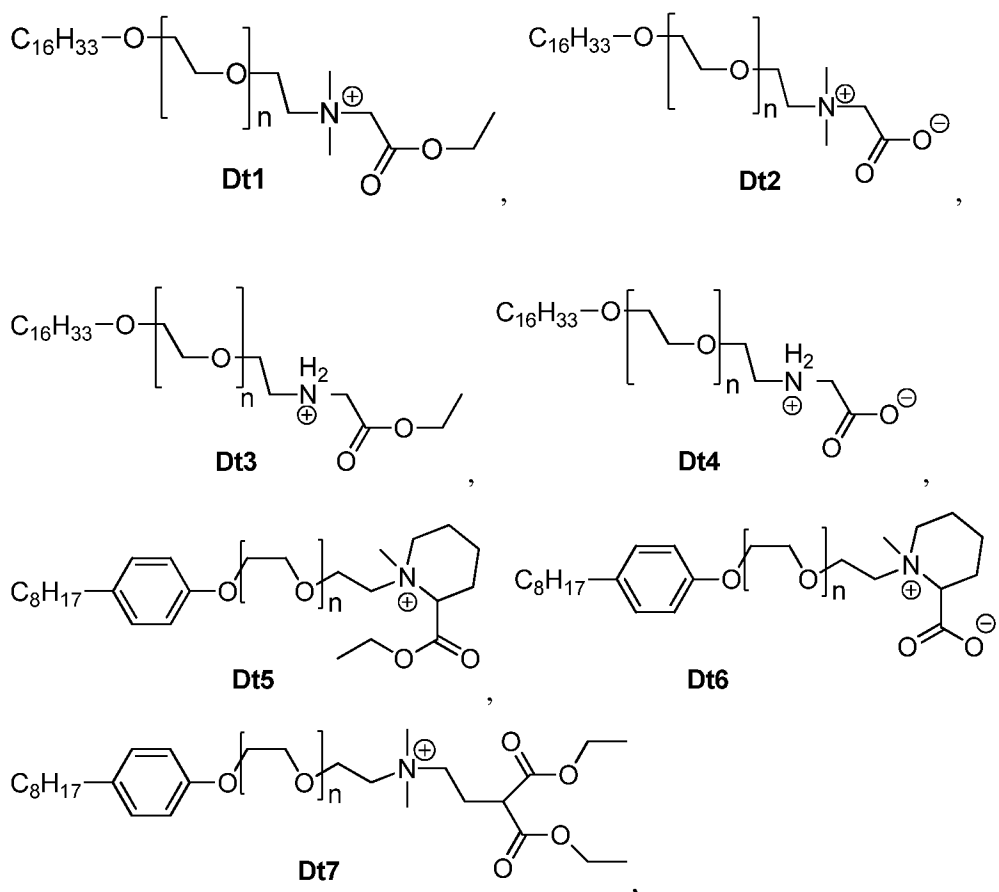
R^1 is a (C₈-C₁₆) alkyl or (C₈-C₁₆) substituted alkyl;

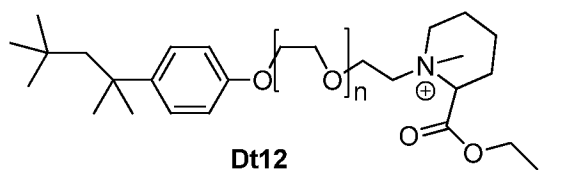
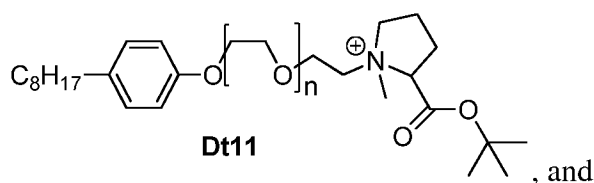
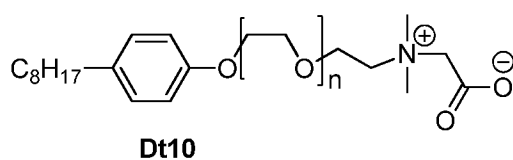
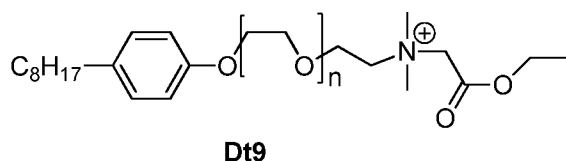
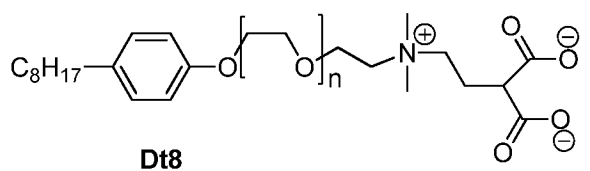
R^2 and R^3 are each independently H or CH₃;

R^4 and R^5 are each independently H, (CH₂)_nNH, (CH₂)_nN, or, alternatively, R^4 is taken together with R^5 to form a 5- or 6-membered ring which is optionally substituted with at least one (C₁-C₃₀) alkyl, (C₁-C₃₀) substituted alkyl, (C₁-C₃₀) heteroalkyl, (C₁-C₃₀) substituted heteroalkyl; and

each n is independently 1, 2, 3, 4, 5, 6, 7, 8, 9, 10, 11, 12, 13, 14, 15, 16, 17, 18, 19, 20, 21, 22, 23, 24, 25, 26, 27, 28, 29, or 30.

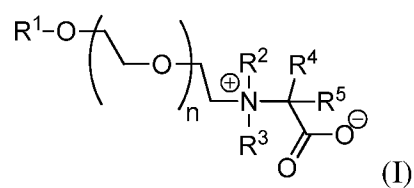
6. The composition of claim 4, wherein the compound is selected from:





7. The composition of claim 4, wherein said polymerase is thermostable.

8. A kit comprising a storage or reaction composition comprising a polymerase and at least one compound of Formula I:



wherein:

R^1 is H, (C₁-C₃₀) alkyl, (C₁-C₃₀) substituted alkyl, (C₁-C₃₀) heteroalkyl, (C₁-C₃₀) substituted heteroalkyl, aryl, substituted aryl, heteroaryl, substituted heteroaryl, phenyl, substituted phenyl, where the substituted aryl or substituted phenyl is substituted by at

least one (C₁-C₃₀) alkyl, (C₁-C₃₀) substituted alkyl, (C₁-C₃₀) heteroalkyl, or (C₁-C₃₀) substituted heteroalkyl;

R² and R³ are each independently H, CH₃, CH(CH₃)₂, CH₂(C₆H₅), or C(CH₃)₃;

R⁴ and R⁵ are each independently H, CH₃, CH(CH₃)₂, C₆H₅, CH₂(C₆H₅), C(CH₃)₃, CH₂CH(CH₃)₂, CHCH₂CH(CH₃)₂, CH₂C₆H₅OH, CH₂C=CH NH(C₆H₅), CH₂C=CHN=CHNH, CH₂COOH, CH₂CONH₂, (CH₂)₂CONH₂, (CH₂)₂COOH, CH₂SH, (CH₂)_nNH, (CH₂)_nN, CH₂OH, CH(OH)CH₃, (CH₂)₂SCH₃, (CH₂)₃NHC(NH₂)=NH, or, alternatively, R⁴ is taken together with R⁵ to form a 5- or 6-membered ring which is optionally substituted with at least one (C₁-C₃₀) alkyl, (C₁-C₃₀) substituted alkyl, (C₁-C₃₀) heteroalkyl, (C₁-C₃₀) substituted heteroalkyl; and

each n is independently 1, 2, 3, 4, 5, 6, 7, 8, 9, 10, 11, 12, 13, 14, 15, 16, 17, 18, 19, 20, 21, 22, 23, 24, 25, 26, 27, 28, 29, or 30.

9. The kit of claim 8, wherein:

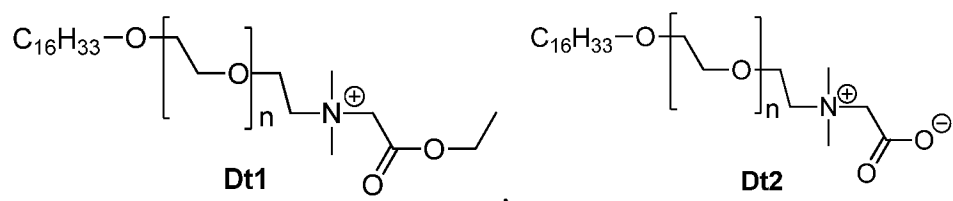
R¹ is a (C₈-C₁₆) alkyl or (C₈-C₁₆) substituted alkyl;

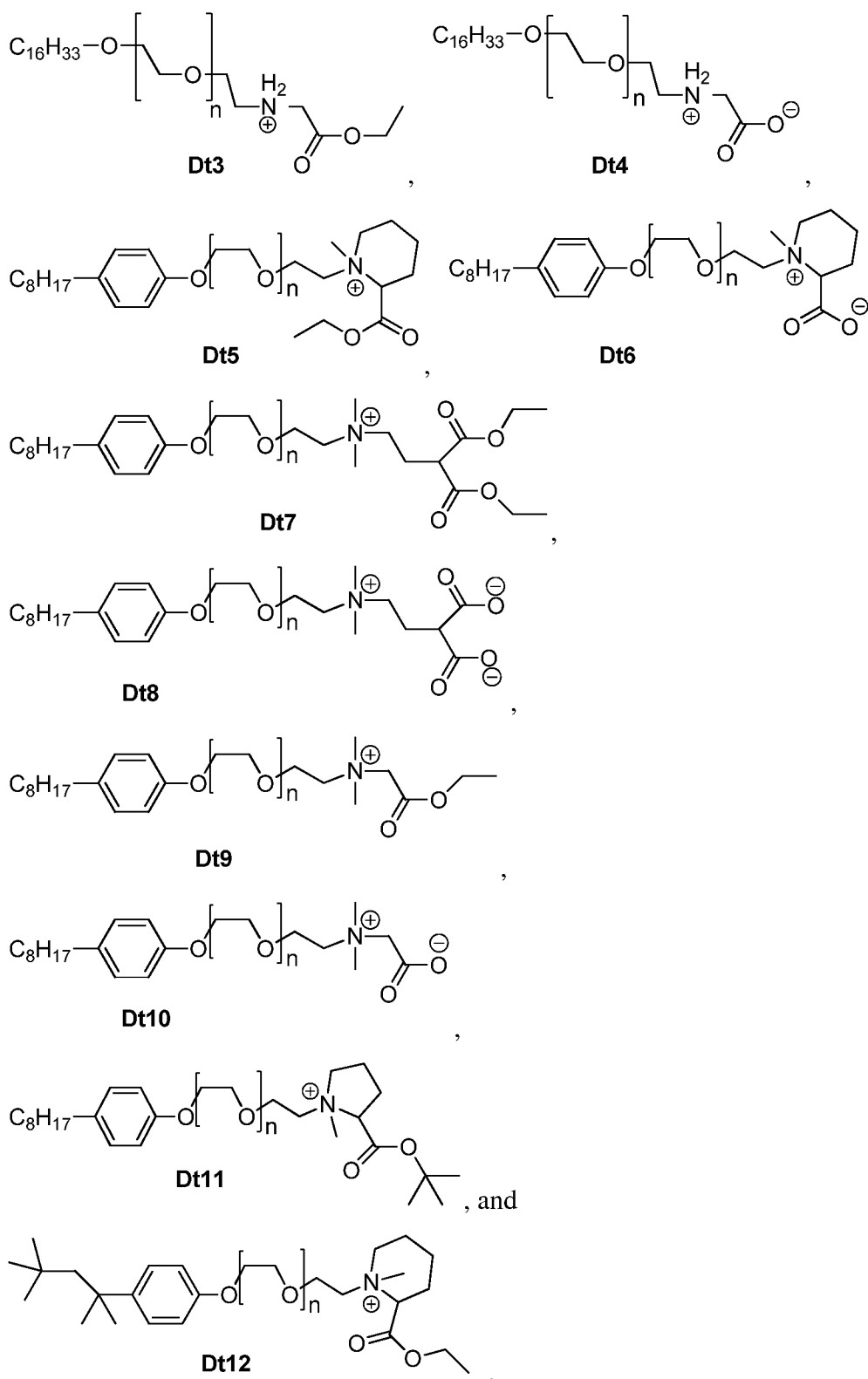
R² and R³ are each independently H or CH₃;

R⁴ and R⁵ are each independently H, (CH₂)_nNH, (CH₂)_nN, or, alternatively, R⁴ is taken together with R⁵ to form a 5- or 6-membered ring which is optionally substituted with at least one (C₁-C₃₀) alkyl, (C₁-C₃₀) substituted alkyl, (C₁-C₃₀) heteroalkyl, (C₁-C₃₀) substituted heteroalkyl; and

each n is independently 1, 2, 3, 4, 5, 6, 7, 8, 9, 10, 11, 12, 13, 14, 15, 16, 17, 18, 19, 20, 21, 22, 23, 24, 25, 26, 27, 28, 29, or 30.

10. The kit of claim 8, wherein the compound is selected from:





11. The kit of claim 8, wherein said polymerase is thermostable.

12. A kit comprising a composition comprising a polymerase and at least one compound of claim 1.
13. A kit comprising a composition comprising a polymerase and at least one compound of claim 3.
14. A method for increasing the efficiency of a polymerase, said method comprising the steps of:
 - a) mixing a target nucleic acid with at least one polymerase, at least one primer, dNTPs, and at least one compound according to claim 1;
 - b) amplifying said target nucleic acid.
15. The method of claim 14, wherein said increased efficiency is the same as the efficiency when the polymerase is in the presence of NP-40 or Tween[®] 20 instead of said compound.
16. The method of claim 14, wherein said increased efficiency is greater than the efficiency when the polymerase is in the presence of NP-40 or Tween[®] 20 instead of said compound.
17. The method of claim 14, wherein the effective concentration of said detergent is at least one to ten times less than that required by conventional detergents.
18. The method of claim 17, wherein said conventional detergent is NP-40 or Tween[®] 20.
19. The method of claims 17 or 18, wherein said detergent is stable in a 5X buffer for at least 2 months.
20. A method for detecting a target nucleic acid in a sample, said method comprising the steps of:
 - a) forming a reaction mixture comprising at least one polymerase, at least one primer, dNTPs, at least one compound according to claim 1, and a detectable label;

- b) amplifying said target nucleic acid; and
- c) detecting a signal generated from said detectable label indicative of the presence and/or amount of said target nucleic acid in said sample.

21. A method for inhibiting inactivation of a polymerase in a thermal cycling process, said method comprising contacting said polymerase with a compound according to claim 1 during the thermal cycling process.

22. The method of claim 21, wherein said inhibition of polymerase inactivation is the same as the inhibition of polymerase inactivation when the polymerase is in the presence of NP-40 or Tween[®] 20 instead of said compound.

23. The method of claim 21, wherein said inhibition of polymerase inactivation is greater than the inhibition of polymerase inactivation when the polymerase is in the presence of NP-40 or Tween[®] 20 instead of said compound.

24. A method comprising combining an enzyme having polymerase activity and a compound of claim 1 to form a mixture, under conditions such that said polymerase activity of said enzyme is stabilized.

25. The method of claim 24, wherein said stabilization is the same as the stabilization of polymerase activity when the polymerase is in the presence of NP-40 or Tween[®] 20 instead of said compound.

26. The method of claim 24, wherein said stabilization is greater as the stabilization of polymerase activity when the polymerase is in the presence of NP-40 or Tween[®] 20 instead of said compound.

27. The method of any one of claims 14-26, wherein said polymerase is thermostable.

28. A nucleic acid amplification reaction mixture comprising:

- a) at least one polymerase;
 - b) dNTPs; and
 - c) at least one compound according to claim 1.
29. The reaction mixture according to claim 28, wherein said polymerase is thermostable.
30. A method for polymerizing a target nucleic acid comprising the steps of:
- a) combining the target nucleic acid with at least one polymerase and at least one compound of claim 1 in a reaction mixture; and
 - b) polymerising the target nucleic acid.
31. A method for polymerizing a target nucleic acid comprising the steps of:
- a) combining the target nucleic acid with at least one polymerase and at least one compound of claim 3 in a reaction mixture; and
 - b) polymerising the target nucleic acid.
32. A method for amplifying a target nucleic acid comprising the steps of:
- a) combining the target nucleic acid with at least one polymerase and at least one compound of claim 1 as part of a reaction mixture; and
 - b) polymerizing the target nucleic acid.
33. A method for amplifying a target nucleic acid comprising the steps of:
- a) combining the target nucleic acid with at least one polymerase and at least one compound of claim 3 as part of a reaction mixture; and
 - b) polymerizing the target nucleic acid.
34. The method of any one of claims 30-33 wherein the reaction mixture further comprises at least one nucleic acid primer and dNTPs.
35. The method of any one of claims 30-33, wherein polymerization or amplification of the target nucleic acid is detected.

36. The method of claim 35, wherein polymerization or amplification of the target nucleic acid is detected using a detectable label.
37. The method of claim 36, wherein the detectable label is part of a primer or a probe.
38. The method of claim 35, wherein the polymerization or amplification of the target nucleic acid is quantitated.
39. The method of any one of claims 30-33, wherein the polymerase is selected from the group consisting of T7 DNA polymerase, eukaryotic mitochondrial DNA Polymerase γ , prokaryotic DNA polymerase I, prokaryotic DNA polymerase II, prokaryotic DNA polymerase III, prokaryotic DNA polymerase IV, prokaryotic DNA polymerase V, eukaryotic polymerase α , eukaryotic polymerase β , eukaryotic polymerase γ , eukaryotic polymerase δ , eukaryotic polymerase ϵ , eukaryotic polymerase η , eukaryotic polymerase ζ , eukaryotic polymerase ι , eukaryotic polymerase κ , *E. coli* DNA polymerase I, *E. coli* DNA polymerase III alpha subunit, *E. coli* DNA polymerase III epsilon subunits, *E. coli* polymerase IV, *E. coli* polymerase V, *T. aquaticus* DNA polymerase I, *B. stearotherophilus* DNA polymerase I, a *Euryarchaeota* polymerase, terminal deoxynucleotidyl transferase (TdT), *S. cerevisiae* polymerase 4, a translesion synthesis polymerase, reverse transcriptase, a thermostable polymerase, and telomerase.
40. The method of claim 39 wherein the thermostable polymerase is selected from the group consisting of *Taq* DNA polymerase, *Tfi* DNA polymerase, *Tfl* DNA polymerase, *Pfu* DNA polymerase, and Vent™ DNA polymerase, a polymerase having reduced 3'-to-5' exonuclease activity, SuperScript™ DNA polymerase, a genetically engineered DNA polymerase, a polymerase having the active site mutation F667Y, a polymerase having the equivalent of active site F667Y, *Tth* polymerase, AmpliTaq® FS, ThermoSequenase™, Terminator I, Terminator II, Terminator III, Terminator Gamma, a derivative thereof, and a fragment thereof.
41. The method of claim 40, wherein the thermostable polymerase is *Taq* DNA polymerase.

42. The method of claim 40, wherein the thermostable polymerase is *T7* DNA polymerase.
43. A method for detecting a target nucleic acid in a sample, said method comprising:
- a) forming a reaction mixture comprising at least one polymerase, at least one primer, dNTPs, and at least one compound of claim 1, and a detectable label;
 - b) amplifying said target nucleic acid; and
 - c) detecting a signal generated from said detectable label indicative of the presence of said target nucleic acid said sample.
44. The method of claim 43 using a compound of claim 3.
45. A method for inhibiting inactivation of a polymerase in a thermal cycling process by contacting the polymerase with a compound of claim 1 during the thermal cycling process.
46. The method of claim 45 using a compound of claim 3.
47. A method comprising combining an enzyme having polymerase activity and said compound of claim 1 to form a mixture, under conditions such that said polymerase activity of said enzyme is stabilized.
48. The method of claim 47 using a compound of claim 3.
49. A nucleic acid amplification reaction mixture comprising at least one polymerase, dNTPs, at least one primer, and at least one compound of claim 1.
50. The reaction mixture of claim 49 using a compound of claim 3.
51. A method for producing a modified detergent comprising:
- a) sequentially combining Compound A, methyltriphenoxyposphonium iodide, and N,N-dimethyl formamide to produce a mixture;

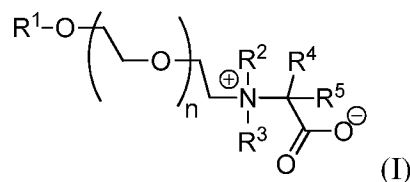
- b) stirring the mixture for a sufficient period of time under an appropriate atmosphere at an appropriate temperature to produce an intermediate product mixture;
- c) adding an amino acid ester hydrochloride salt and Et₃N to the intermediate product mixture;
- d) cooling the mixture of c) to an appropriate temperature and concentrating the same to produce a crude concentrated mixture;
- e) fractionating the crude concentrated mixture by preparative HPLC; and
- f) pooling and concentrating desired fractions to isolate the modified detergent.

52. The method of claim 51 further comprising subjecting the fractions of step (f) to hydrolysis.

53. The method of claim 51 or 52 further comprising neutralizing the product.

54. The method of claim 53 wherein the product is neutralized using Amberlite[®].

55. The method of any one of claims 51-54 wherein the modified detergent is that of Formula I:



wherein:

R¹ is H, (C₁-C₃₀) alkyl, (C₁-C₃₀) substituted alkyl, (C₁-C₃₀) heteroalkyl, (C₁-C₃₀) substituted heteroalkyl, aryl, substituted aryl, heteroaryl, substituted heteroaryl, phenyl, substituted phenyl, where the substituted aryl or substituted phenyl is substituted by at least one (C₁-C₃₀) alkyl, (C₁-C₃₀) substituted alkyl, (C₁-C₃₀) heteroalkyl, or (C₁-C₃₀) substituted heteroalkyl;

R² and R³ are each independently H, CH₃, CH(CH₃)₂, CH₂(C₆H₅), or C(CH₃)₃;

R⁴ and R⁵ are each independently H, CH₃, CH(CH₃)₂, C₆H₅, CH₂(C₆H₅), C(CH₃)₃, CH₂CH(CH₃)₂, CHCH₂CH(CH₃)₂, CH₂C₆H₅OH, CH₂C=CH NH(C₆H₅), CH₂C=CHN=CHNH, CH₂COOH, CH₂CONH₂, (CH₂)₂CONH₂, (CH₂)₂COOH, CH₂SH,

$(\text{CH}_2)_n\text{NH}$, $(\text{CH}_2)_n\text{N}$, CH_2OH , $\text{CH}(\text{OH})\text{CH}_3$, $(\text{CH}_2)_2\text{SCH}_3$, $(\text{CH}_2)_3\text{NHC}(\text{NH}_2)=\text{NH}$, or, alternatively, R^4 is taken together with R^5 to form a 5- or 6-membered ring which is optionally substituted with at least one $(\text{C}_1\text{-C}_{30})$ alkyl, $(\text{C}_1\text{-C}_{30})$ substituted alkyl, $(\text{C}_1\text{-C}_{30})$ heteroalkyl, $(\text{C}_1\text{-C}_{30})$ substituted heteroalkyl; and

each n is independently 1, 2, 3, 4, 5, 6, 7, 8, 9, 10, 11, 12, 13, 14, 15, 16, 17, 18, 19, 20, 21, 22, 23, 24, 25, 26, 27, 28, 29, or 30.

56. The method of claim 55, wherein:

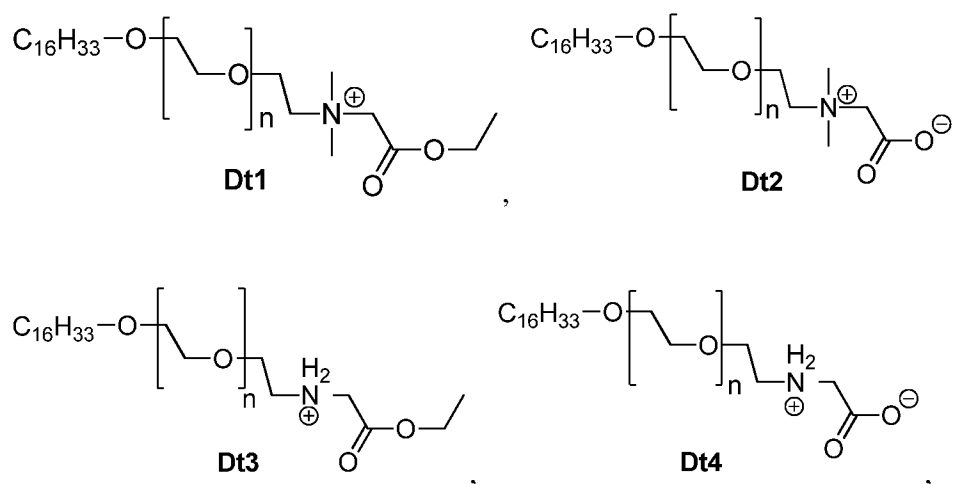
R^1 is a $(\text{C}_8\text{-C}_{16})$ alkyl or $(\text{C}_8\text{-C}_{16})$ substituted alkyl;

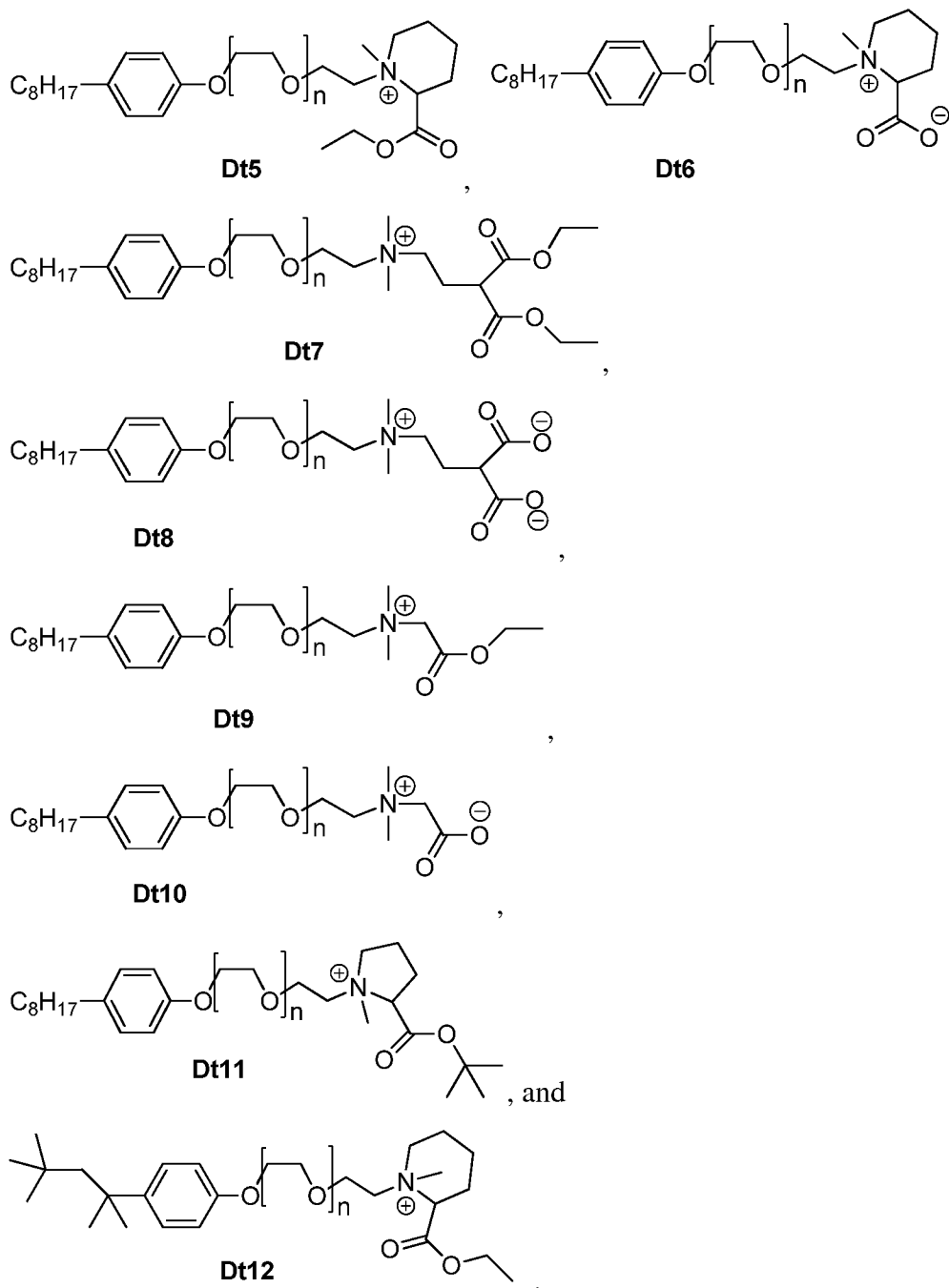
R^2 and R^3 are each independently H or CH_3 ;

R^4 and R^5 are each independently H, $(\text{CH}_2)_n\text{NH}$, $(\text{CH}_2)_n\text{N}$, or, alternatively, R^4 is taken together with R^5 to form a 5- or 6-membered ring which is optionally substituted with at least one $(\text{C}_1\text{-C}_{30})$ alkyl, $(\text{C}_1\text{-C}_{30})$ substituted alkyl, $(\text{C}_1\text{-C}_{30})$ heteroalkyl, $(\text{C}_1\text{-C}_{30})$ substituted heteroalkyl; and

each n is independently 1, 2, 3, 4, 5, 6, 7, 8, 9, 10, 11, 12, 13, 14, 15, 16, 17, 18, 19, 20, 21, 22, 23, 24, 25, 26, 27, 28, 29, or 30.

57. The method of claim 55, wherein the modified detergent is selected from:





Titration of Dt1 and Dt2 at 1:1 different concentrations using 1Kb and 3Kb PCR products

Taq-detergent

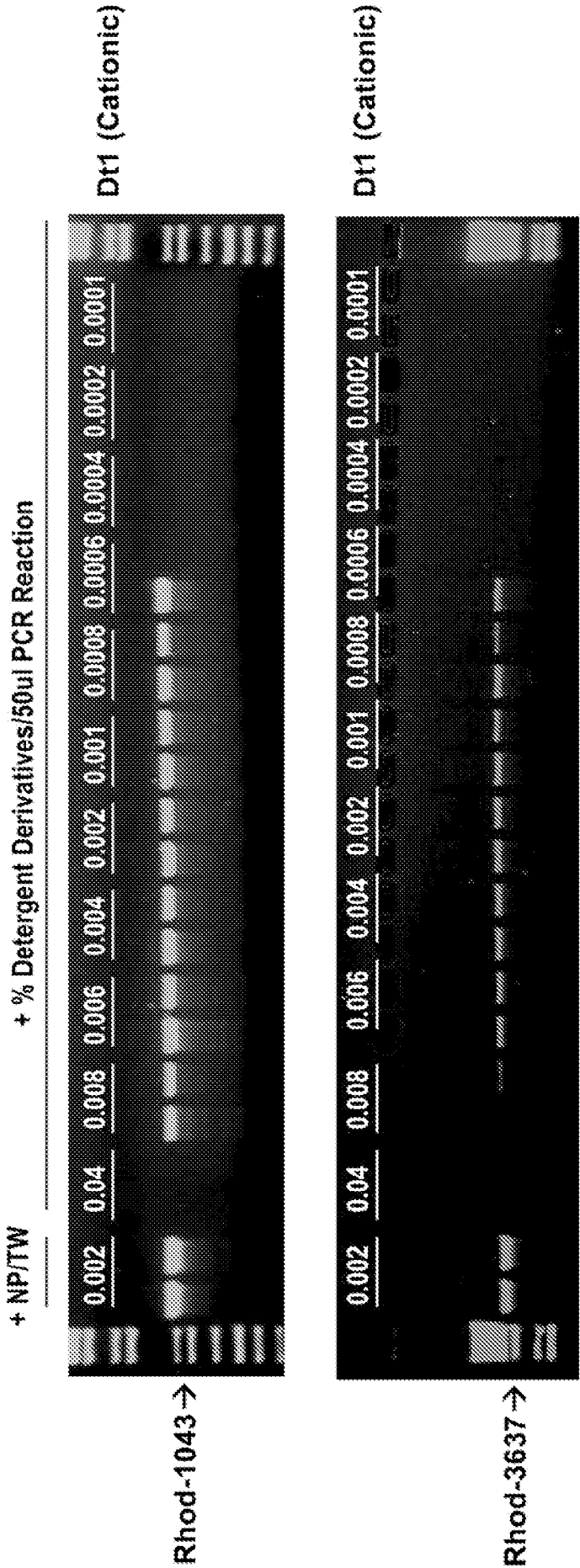


FIG. 1-1

Titration of Dt1 and Dt2 at 1:1 different concentrations using 1Kb and 3Kb PCR products

Taq-detergent

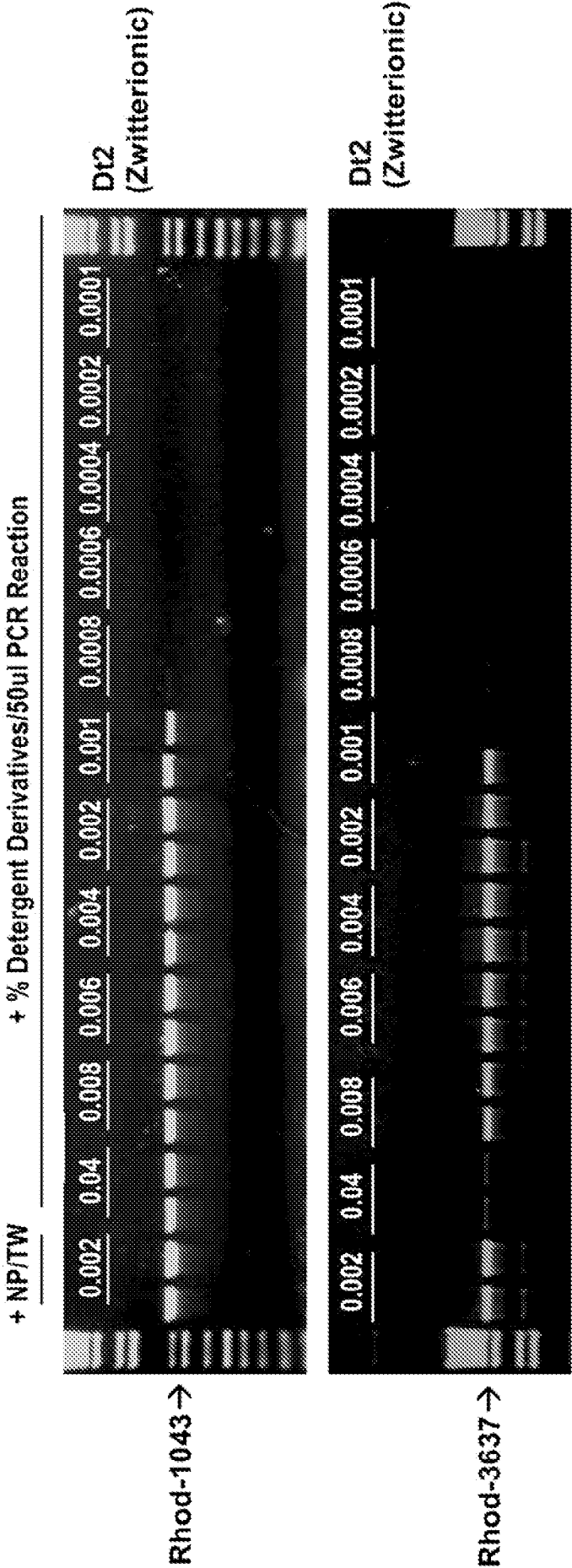


FIG. 1-2

Titration of Dt1 and Dt2 using Rhodopsin gene primer (~4Kb product)

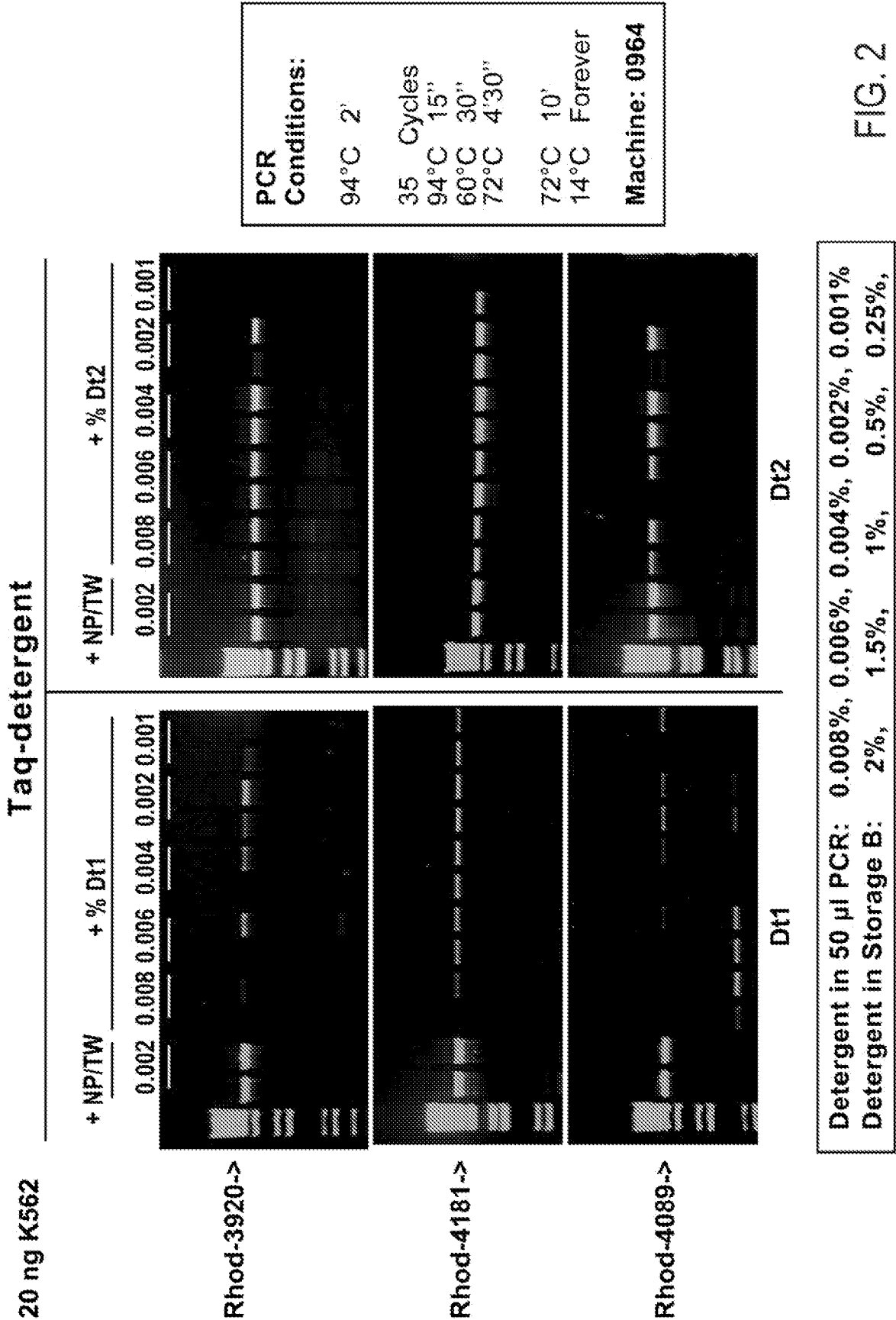


FIG. 2

Dt2 at 0.004% and 0.002% compared to NP/TW for 0.1-1 Kb PCR products

gDNA K562 @ 0.5 ng

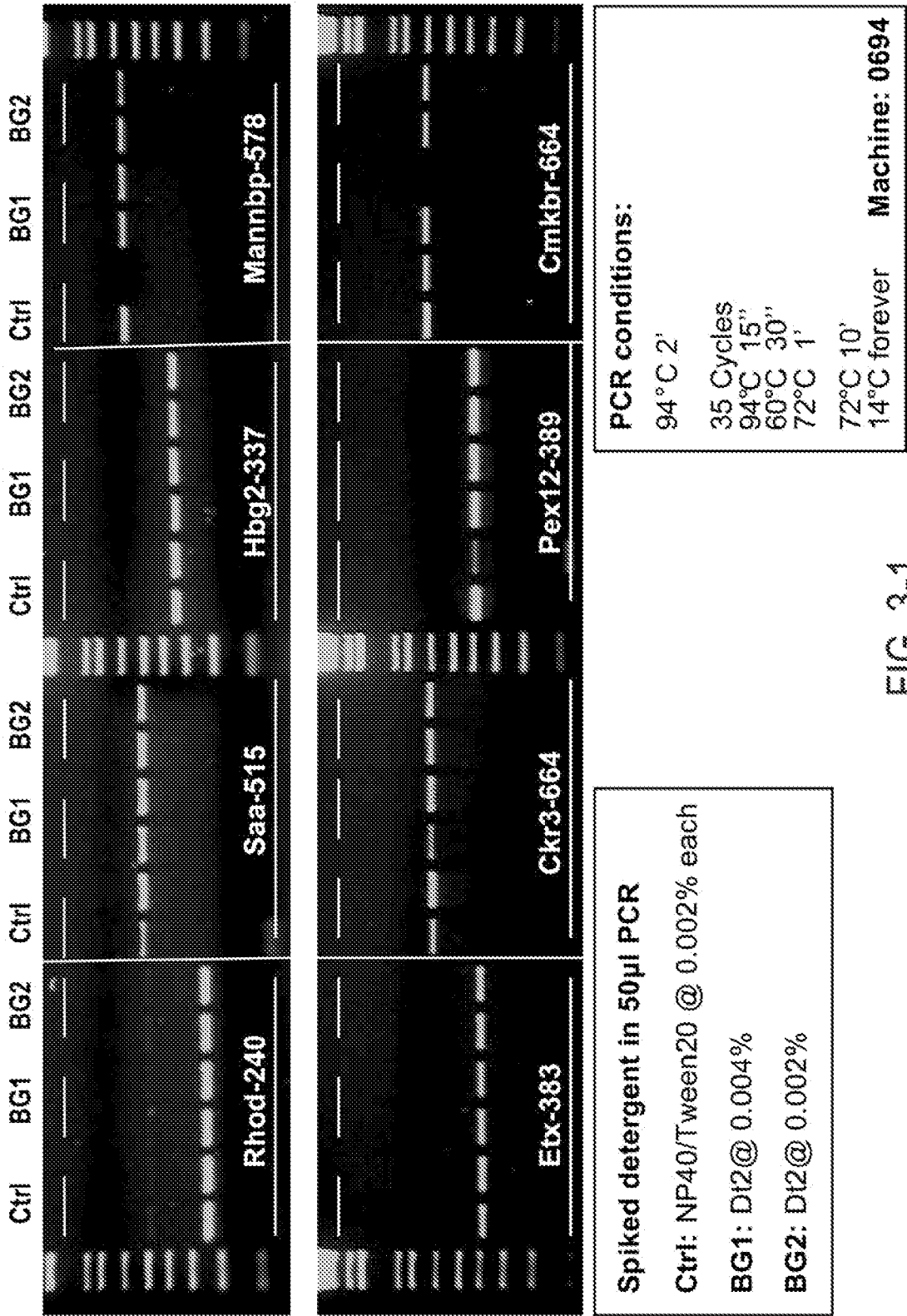



FIG. 3-1

Dt2 at 0.004% and 0.002% compared to NP/TW for 0.1-1 Kb PCR products

gDNA K562 @ 0.5 ng



Spiked detergent in 50µl PCR

Ctrl: NP40/Tween20 @ 0.002% each

BG1: Dt2@ 0.004%

BG2: Dt2@ 0.002%

PCR conditions:

94°C 2'

35 Cycles

94°C 15"

60°C 30"

72°C 1'

72°C 10'

14°C forever

Machine: 0694

FIG. 3-2

Dt2 at 0.004% and 0.002% compared to NP/TW for 1-2 Kb PCR products

gDNA K562 @ 1ng

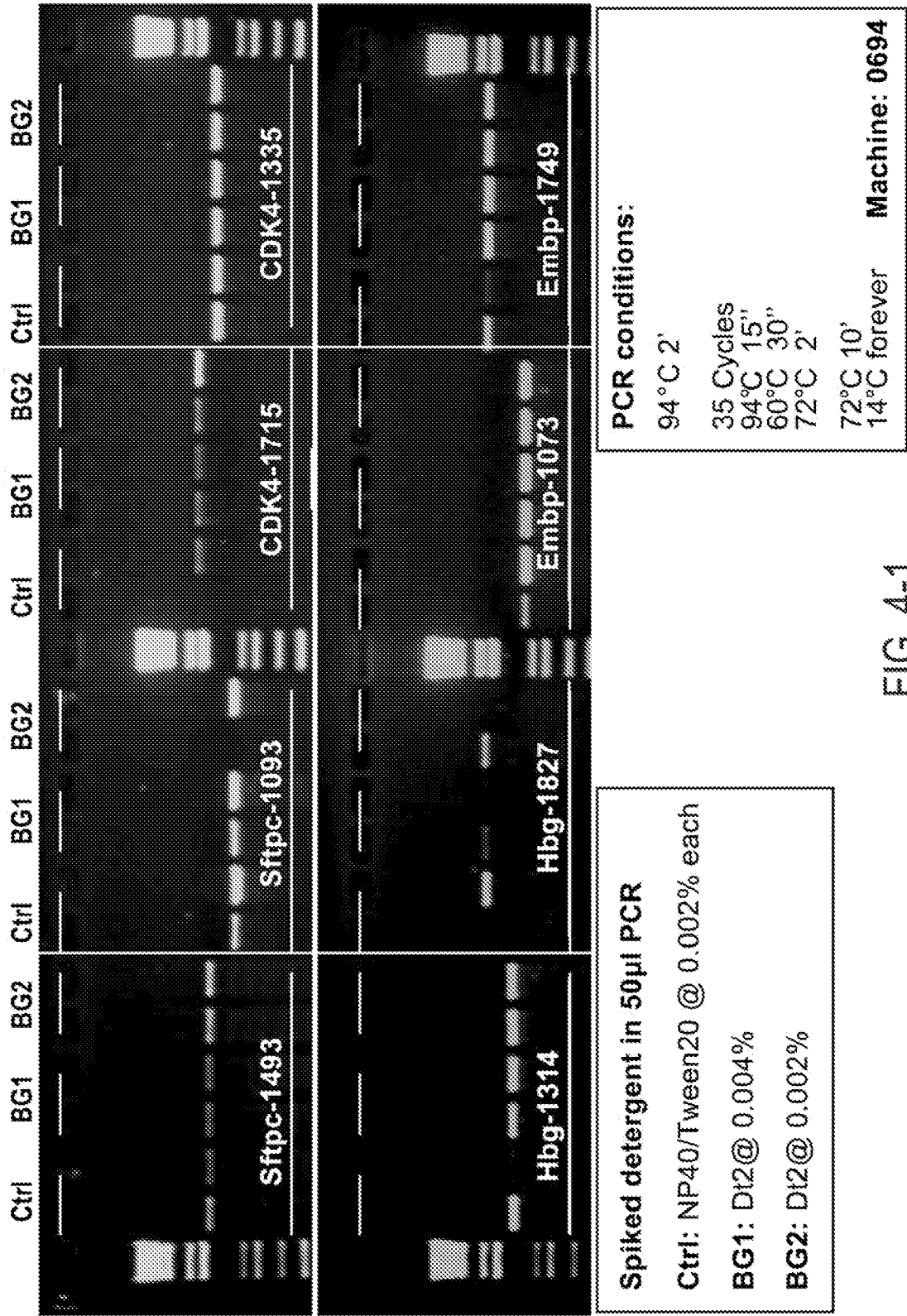
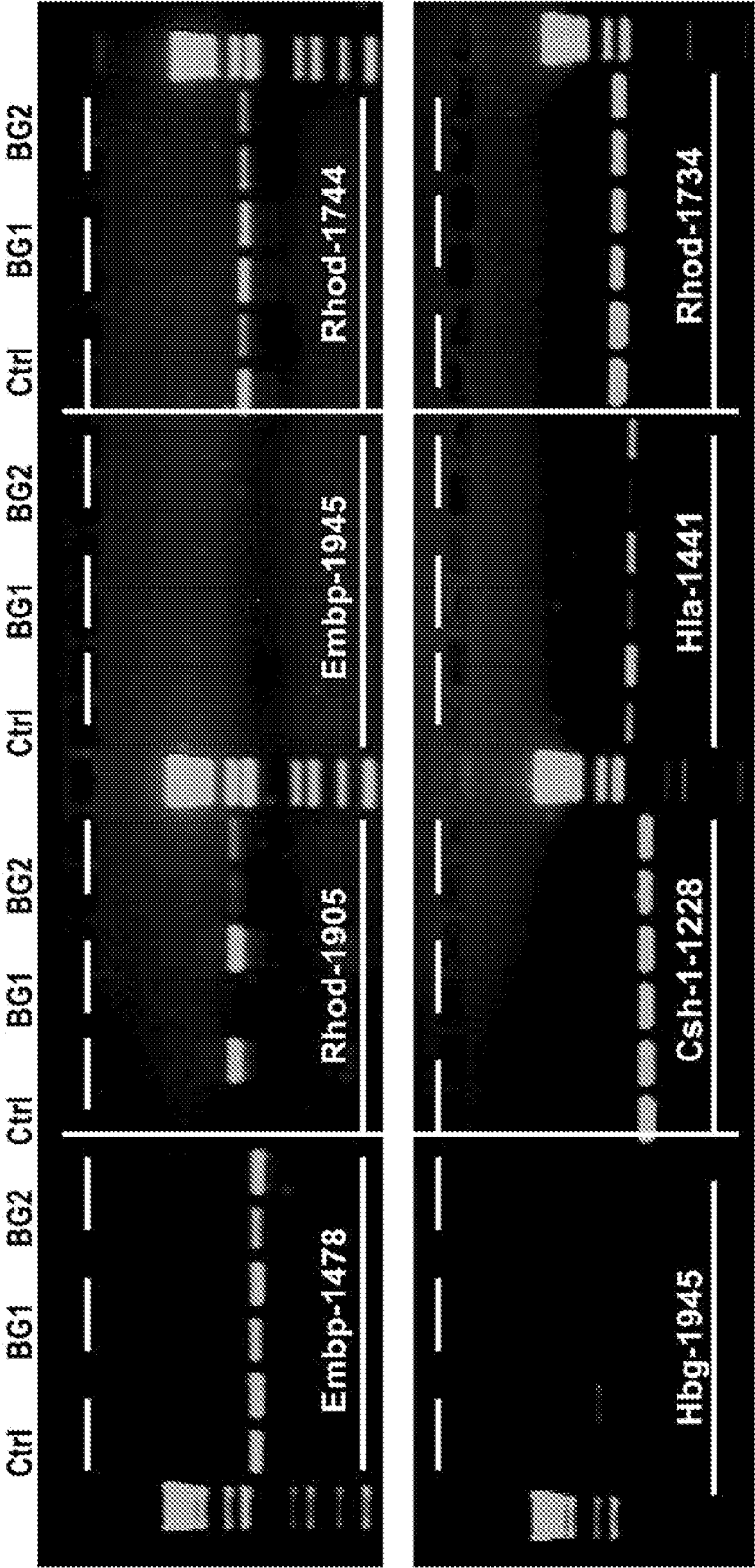


FIG. 4-1

Dt2 at 0.004% and 0.002% compared to NP/TW for 1-2 Kb PCR products

gDNA K562 @ 1ng

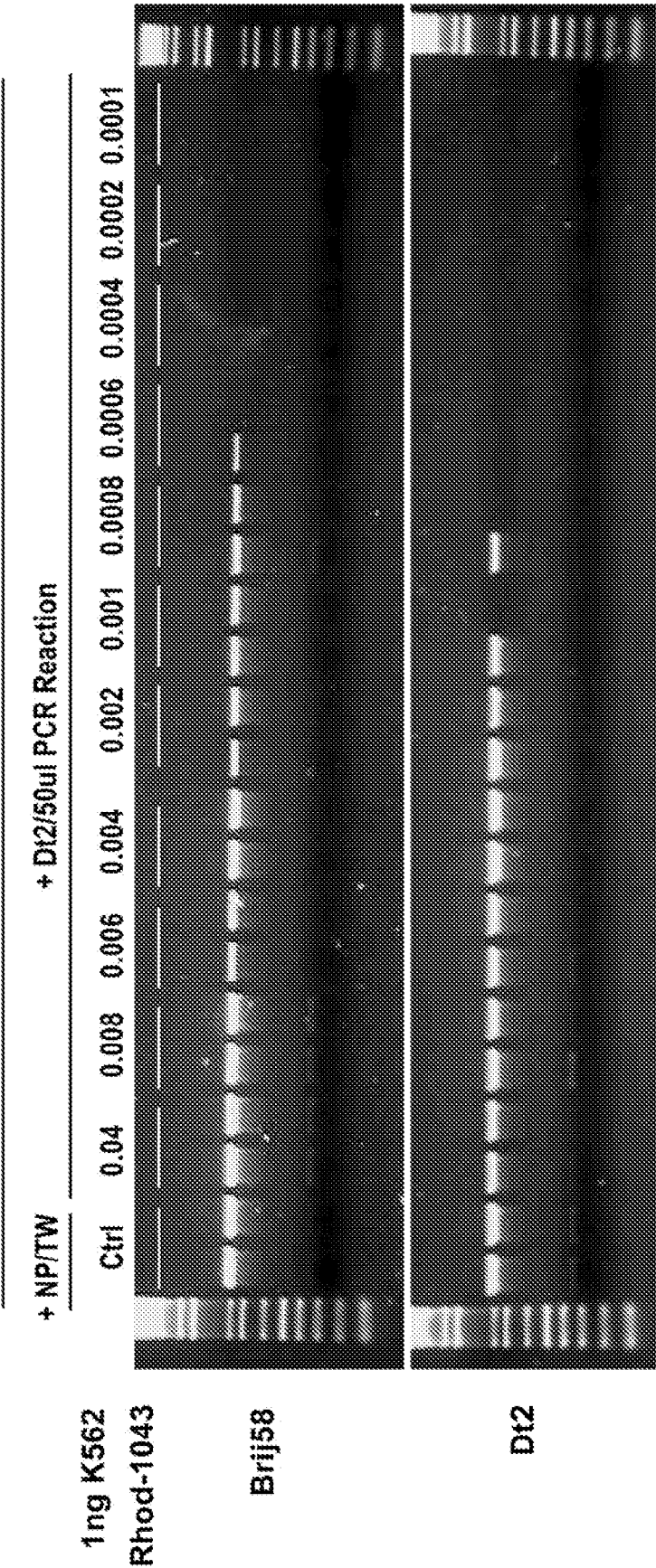


Spiked detergent in 50µl PCR	PCR conditions:	
	94°C 2'	
	35 Cycles	
	94°C 15"	
	60°C 30"	
Ctrl: NP40/Tween20 @ 0.002% each	72°C 2'	
	72°C 10'	
	14°C forever	
BG1: Dt2@ 0.004%	Machine: 0694	
BG2: Dt2@ 0.002%		

FIG. 4-2

PCR Activity: Comparison of Brij58 alone to Dt2

Taq-detergent



PCR conditions:
94°C 2'
35 Cycles
94°C 15"
60°C 30"
72°C 4'
72°C 10'
14°C forever Machine: 0694

FIG. 5-1

PCR Activity: Comparison of Brij58 alone to Dt2

Taq-detergent

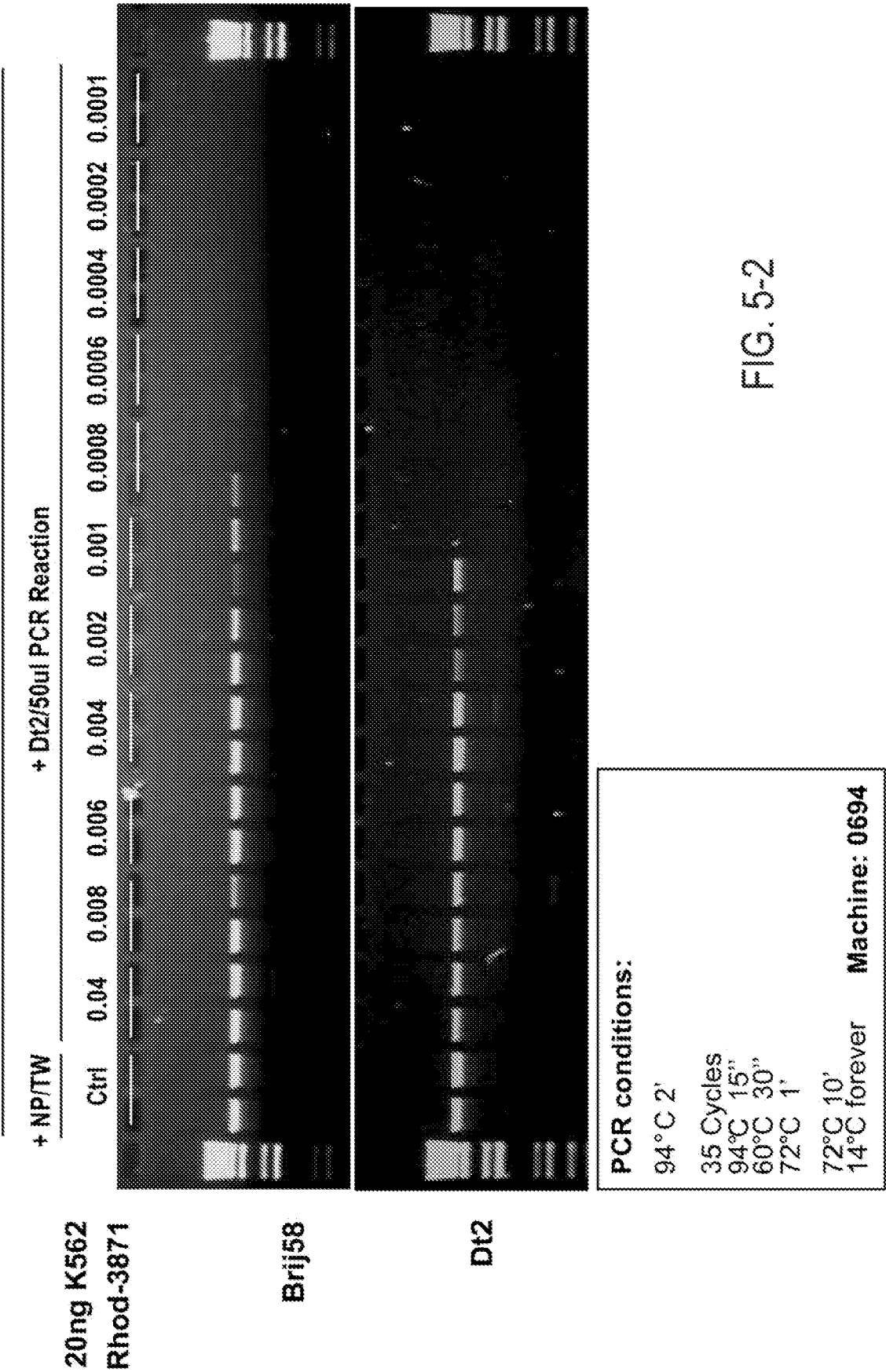



FIG. 5-2

Titrating Dt2 and Dt4 using Rhodopsin-1043

Taq-det


+ NP/TW	+ % Detergent Derivatives/50µl PCR Reaction										
Ctrl	0.04	0.008	0.006	0.004	0.002	0.001	0.0008	0.0006	0.0004	0.0002	0.0001

20ng K562



Dt4

Ctrl	0.04	0.008	0.006	0.004	0.002	0.001	0.0008	0.0006	0.0004	0.0002	0.0001
------	------	-------	-------	-------	-------	-------	--------	--------	--------	--------	--------



Dt2

FIG. 6

11/33

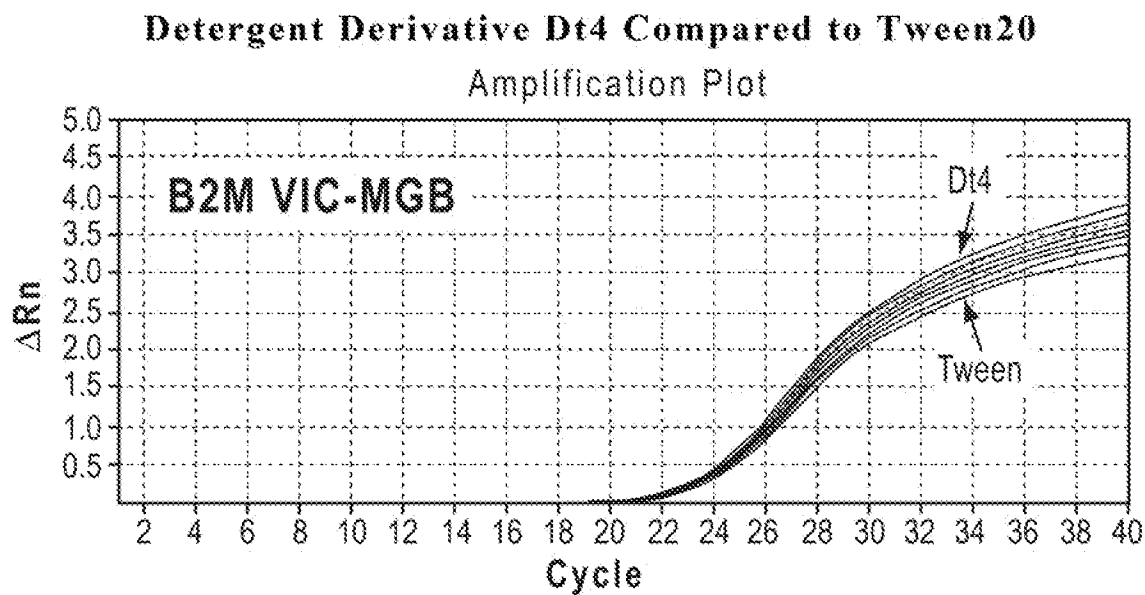


FIG. 7-1

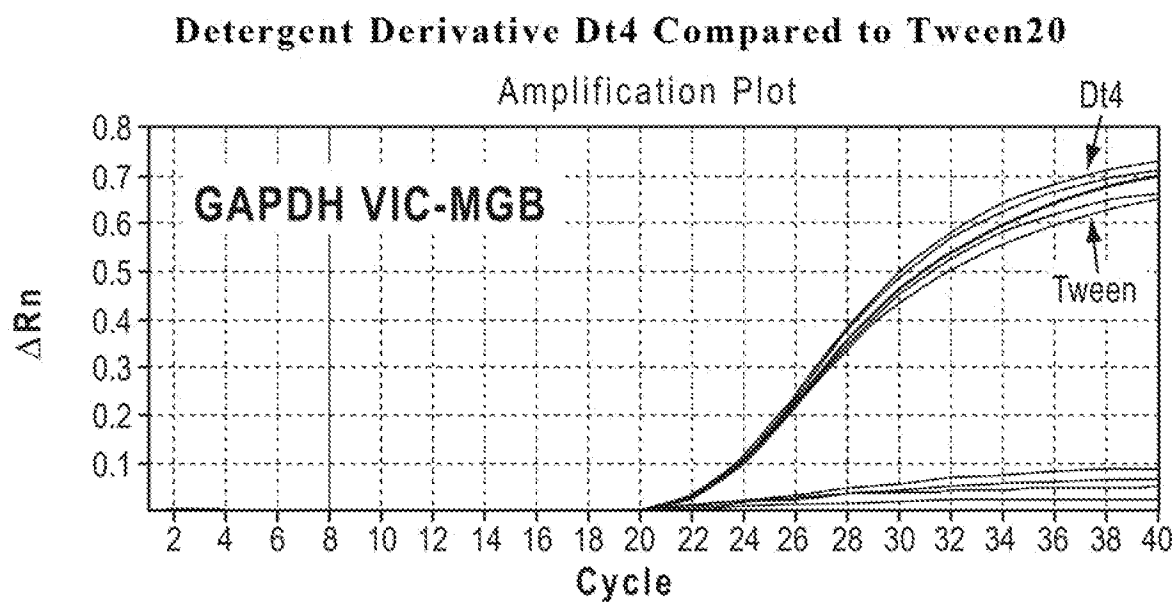


FIG. 7-2

12/33

Detergent Derivative Dt4 Compared to Tween20

Amplification Plot

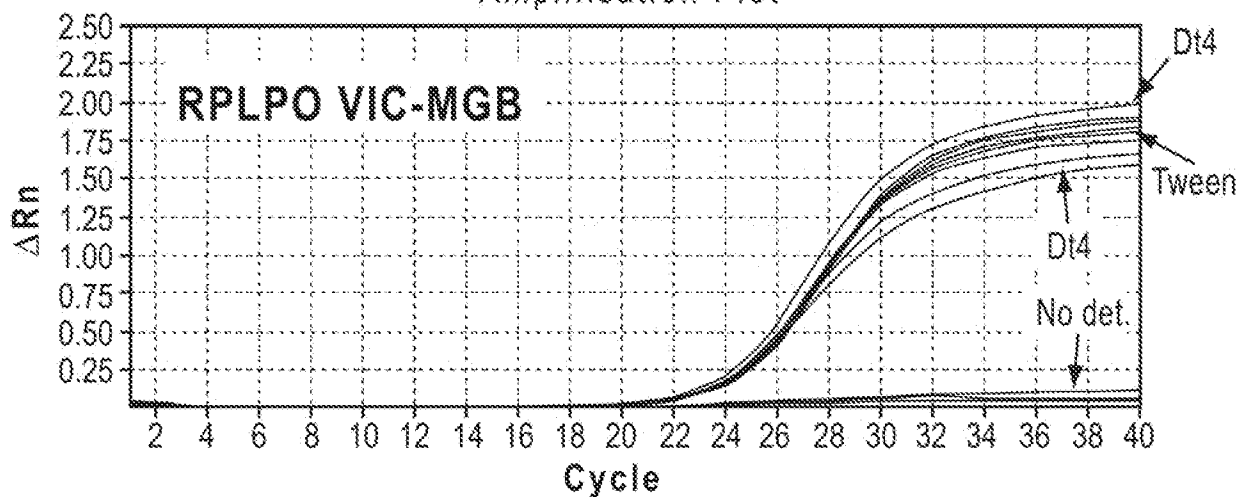


FIG. 7-3

Detergent Derivative Dt4 Compared to Tween20

Amplification Plot

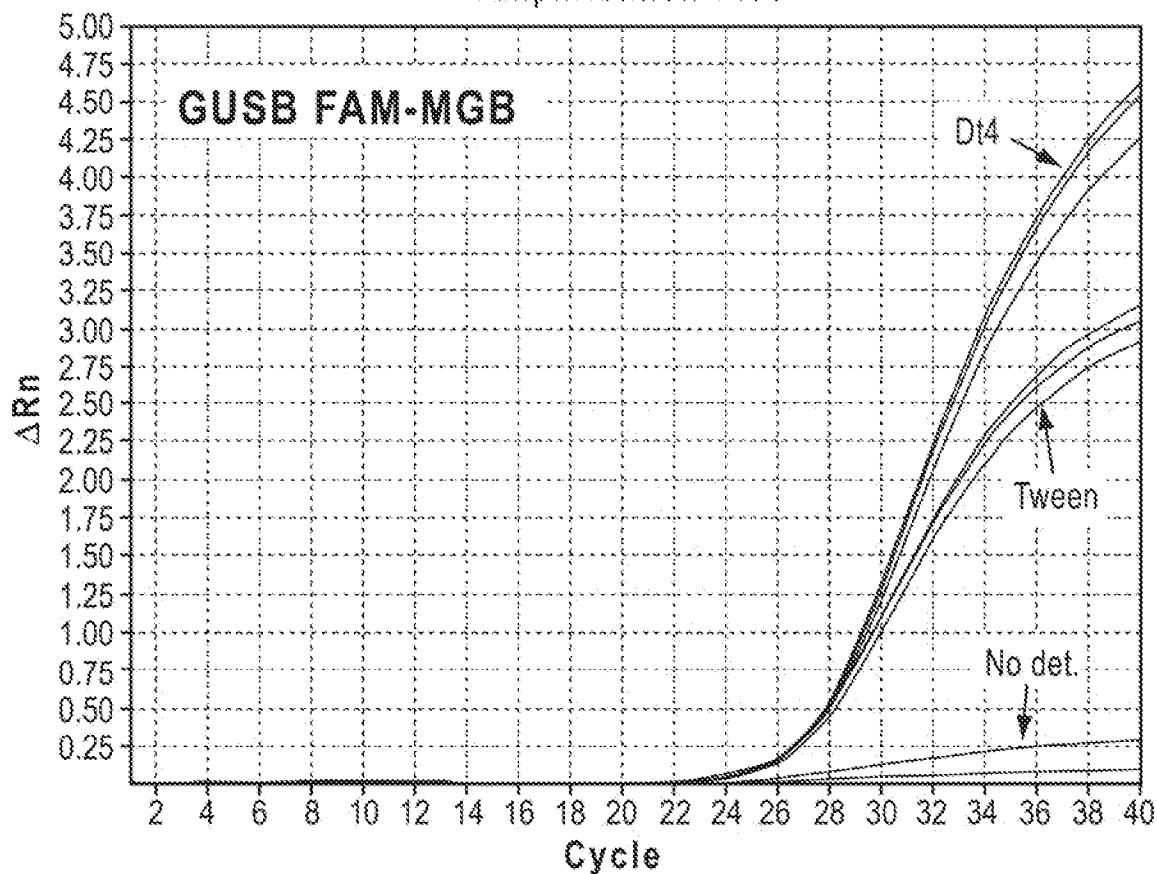


FIG. 7-4

13/33

**Detergent Derivative Dt4 Compared To Tween 20 – log scale
Amplification Plot**

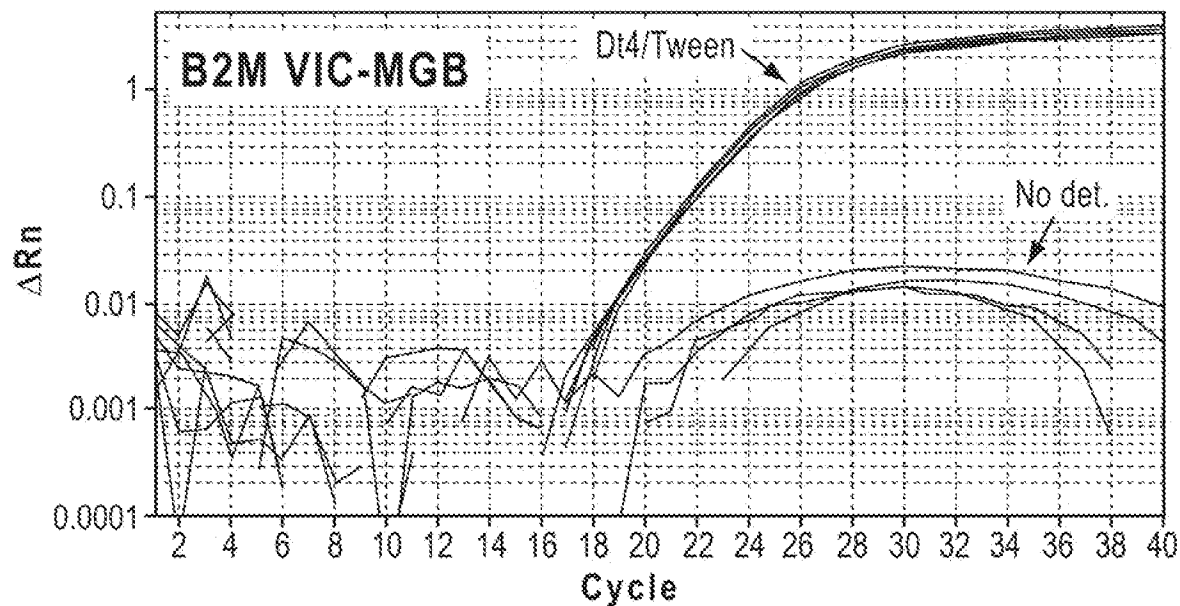


FIG. 8-1

**Detergent Derivative Dt4 Compared To Tween 20 – log scale
Amplification Plot**

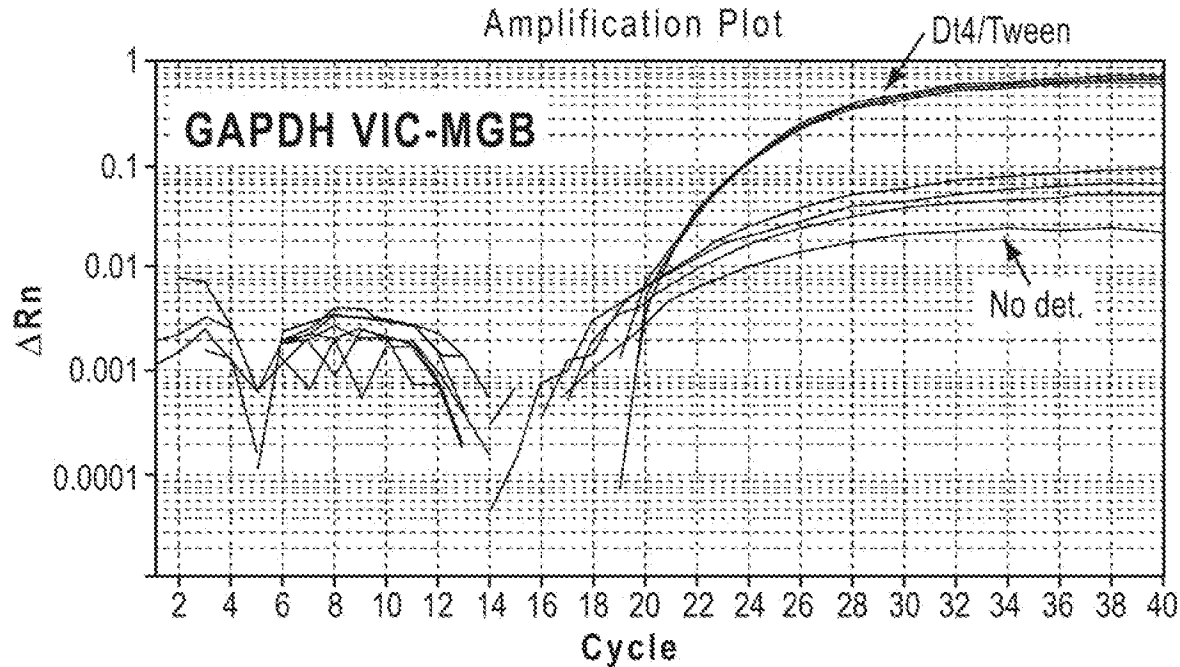


FIG. 8-2

14/33

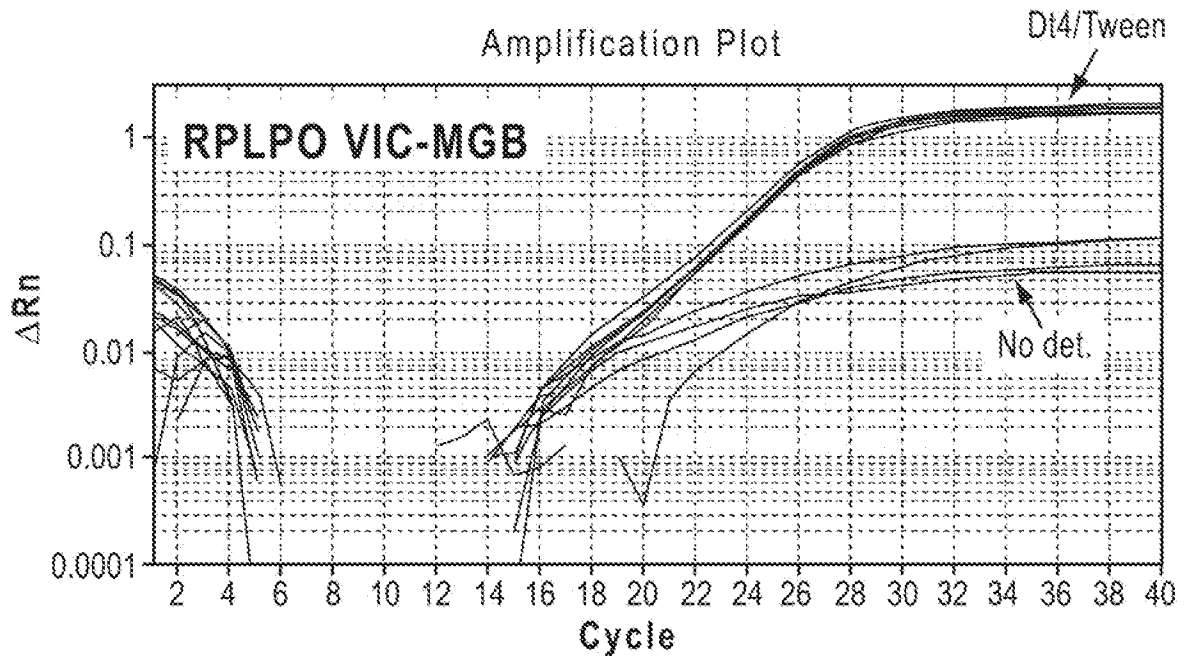
Detergent Derivative Dt4 Compared To Tween 20 – log scale

FIG. 8-3

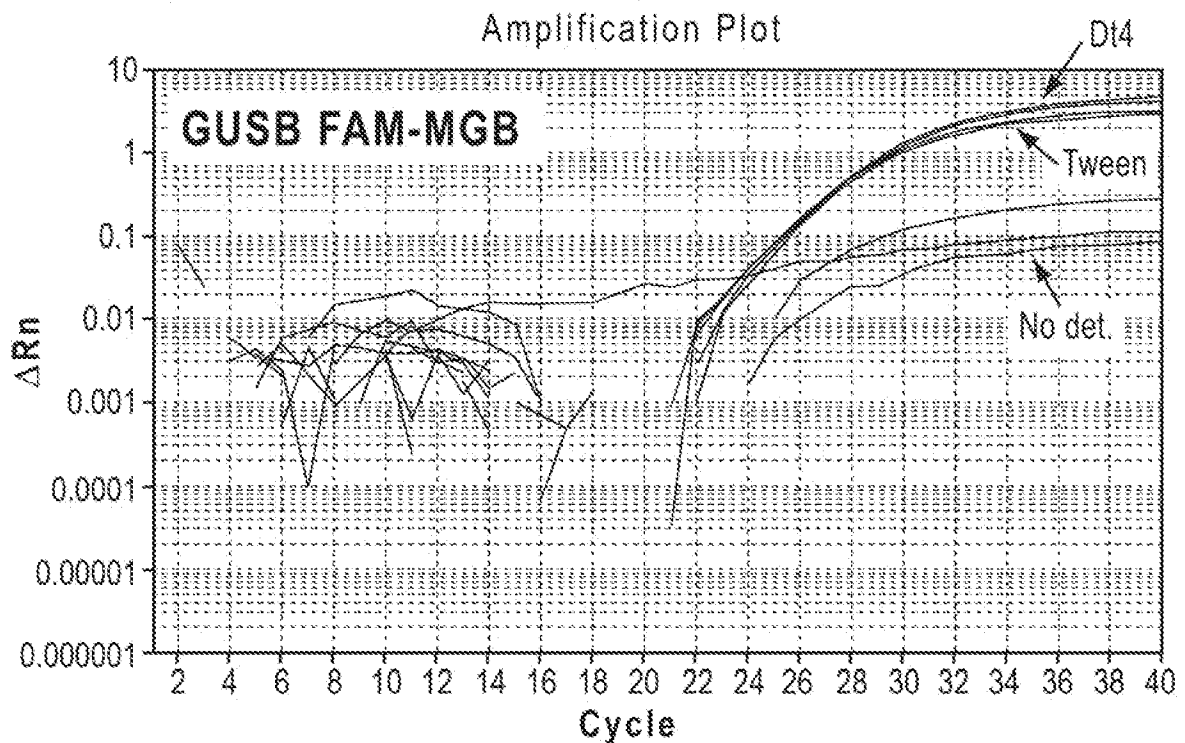
Detergent Derivative Dt4 Compared To Tween 20 – log scale

FIG. 8-4

15/33

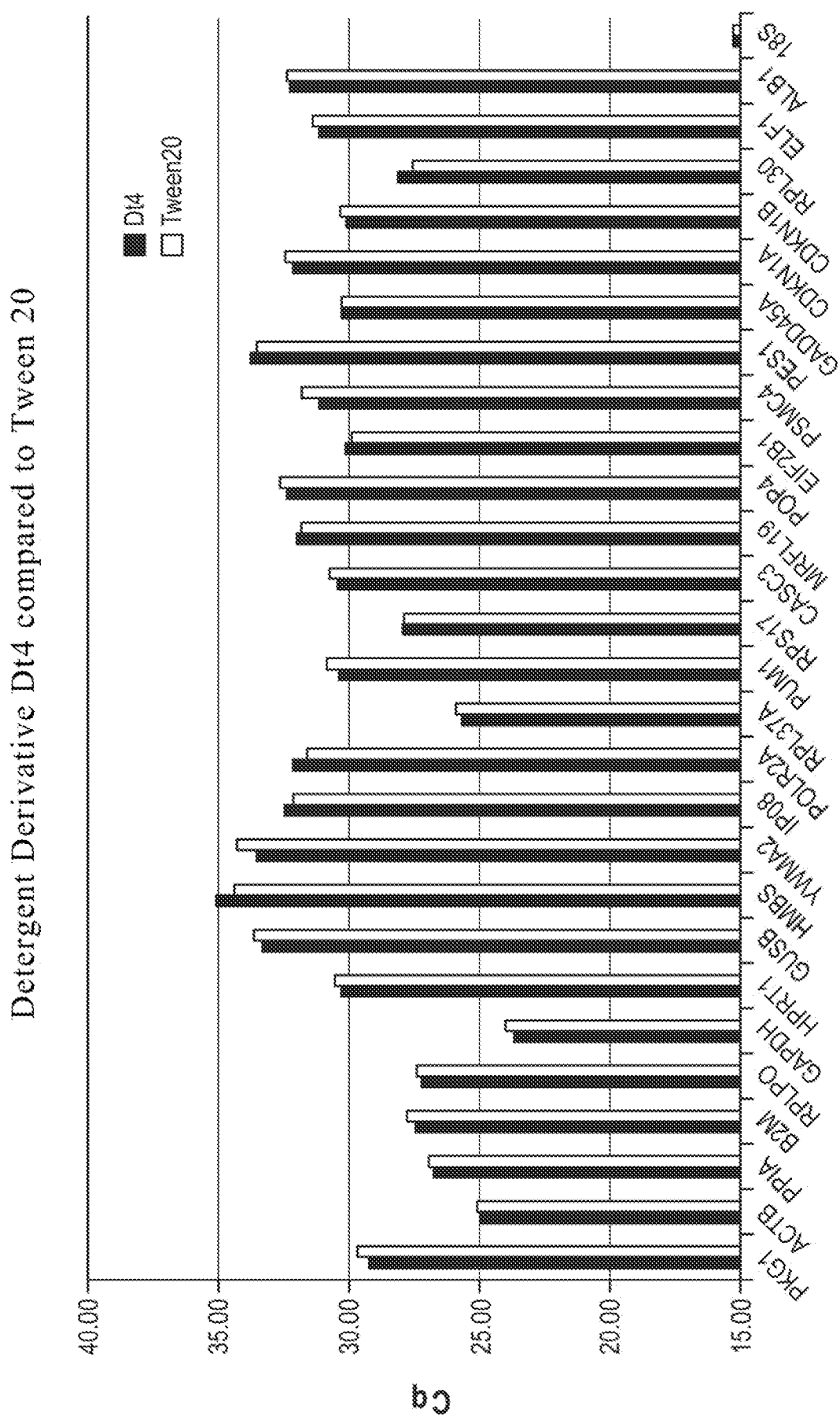


FIG. 9

16/33

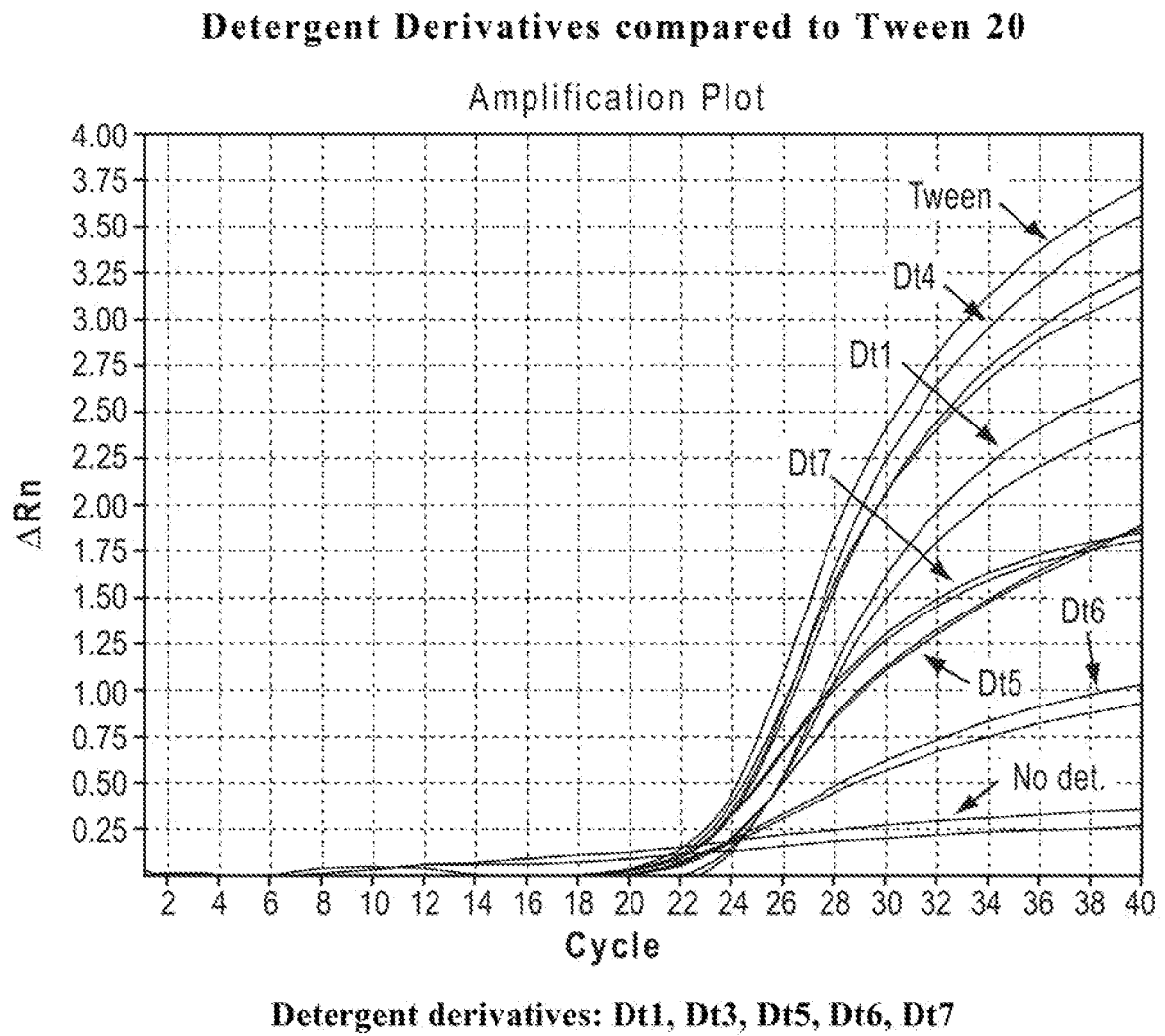


FIG. 10

17/33

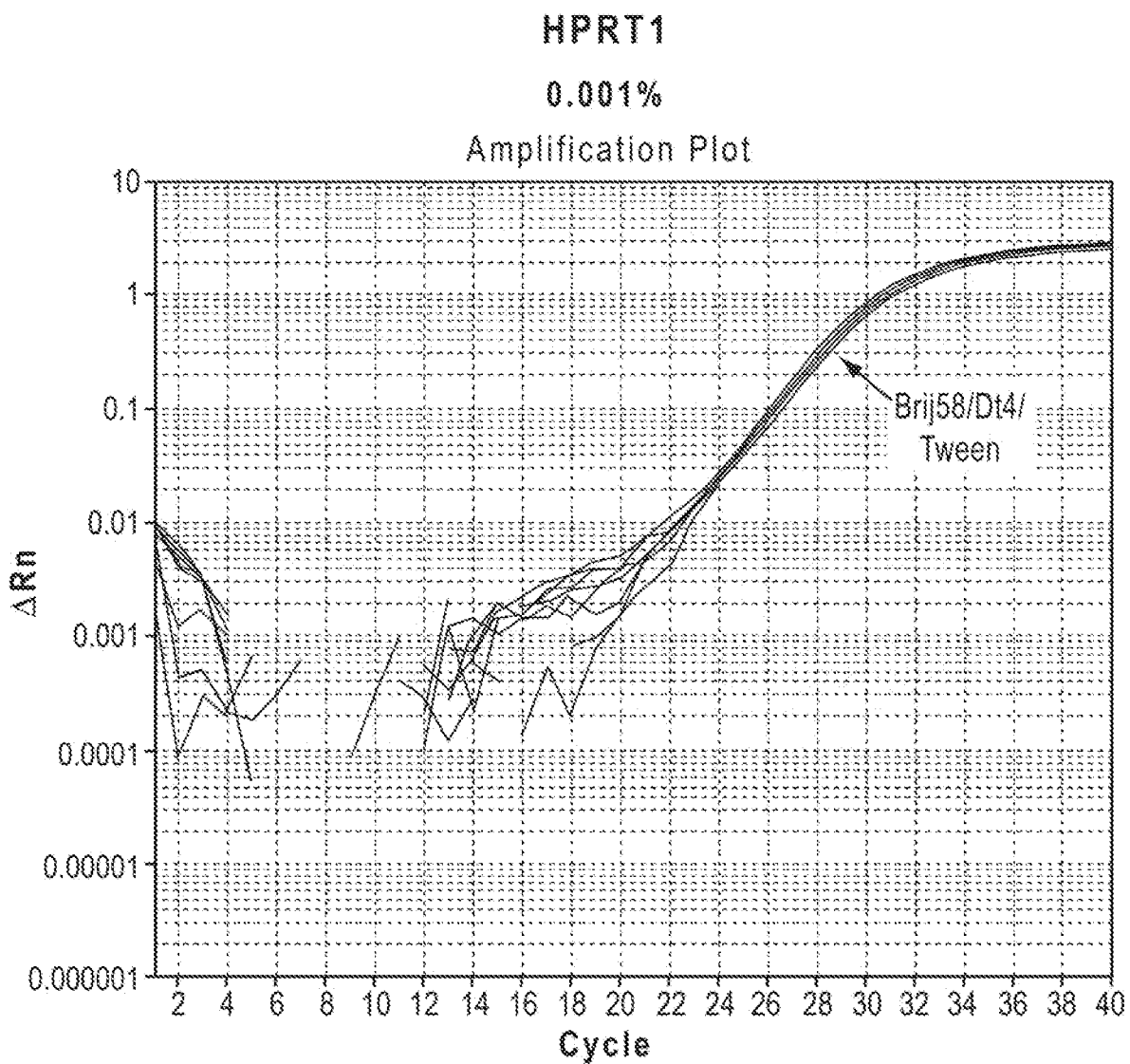


FIG. 11-1

18/33

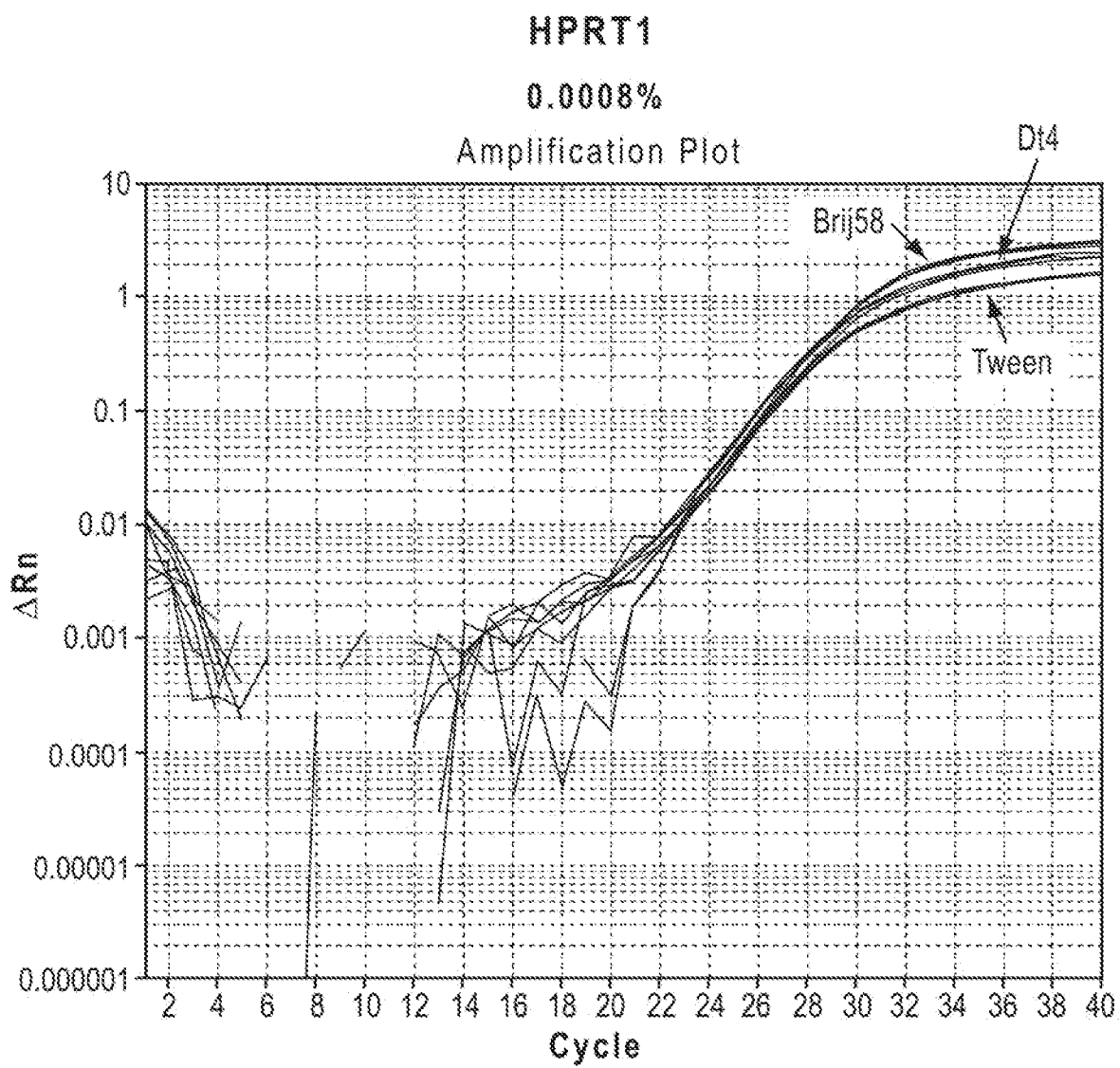


FIG. 11-2

19/33

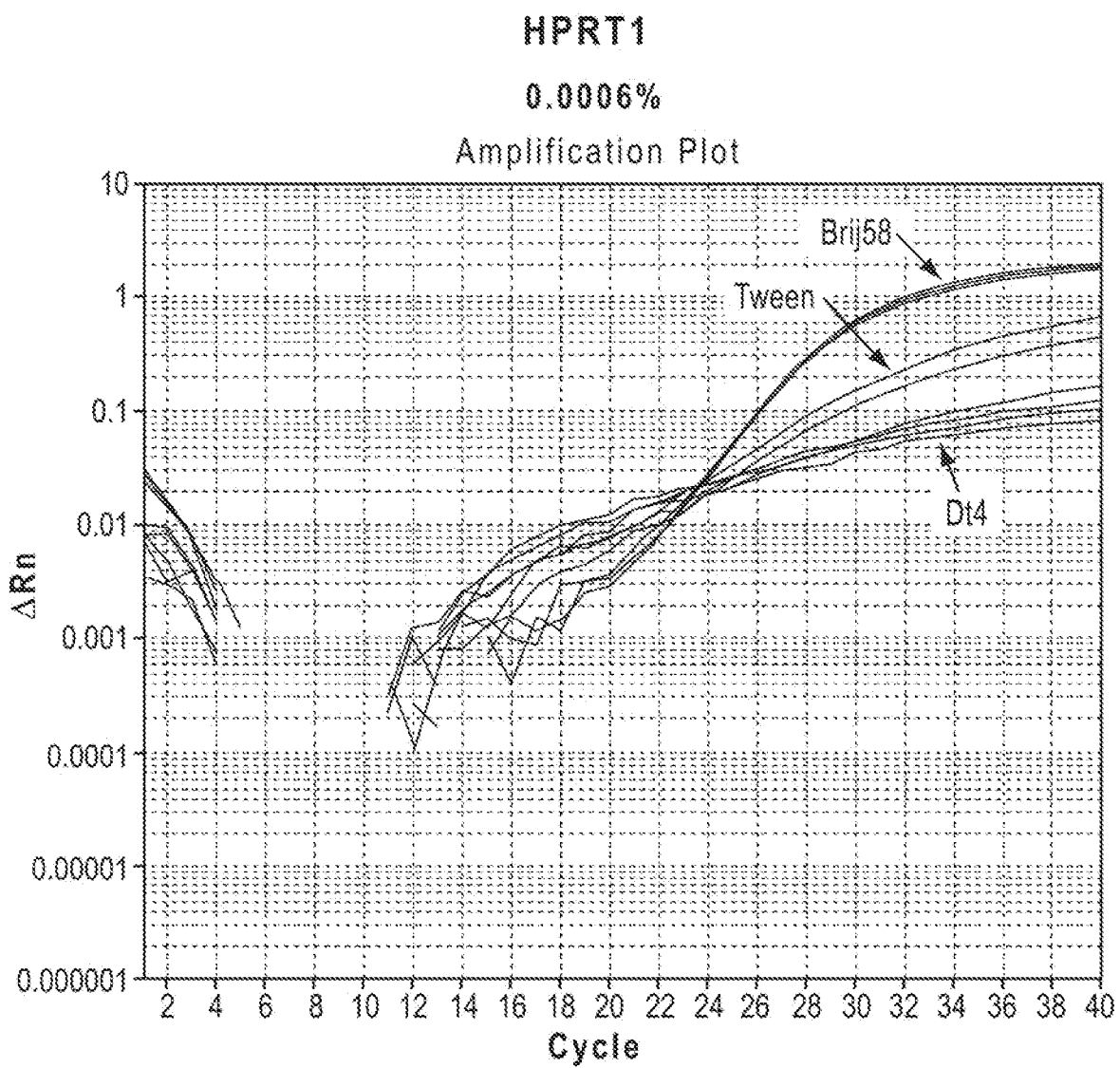


FIG. 12-1

20/33

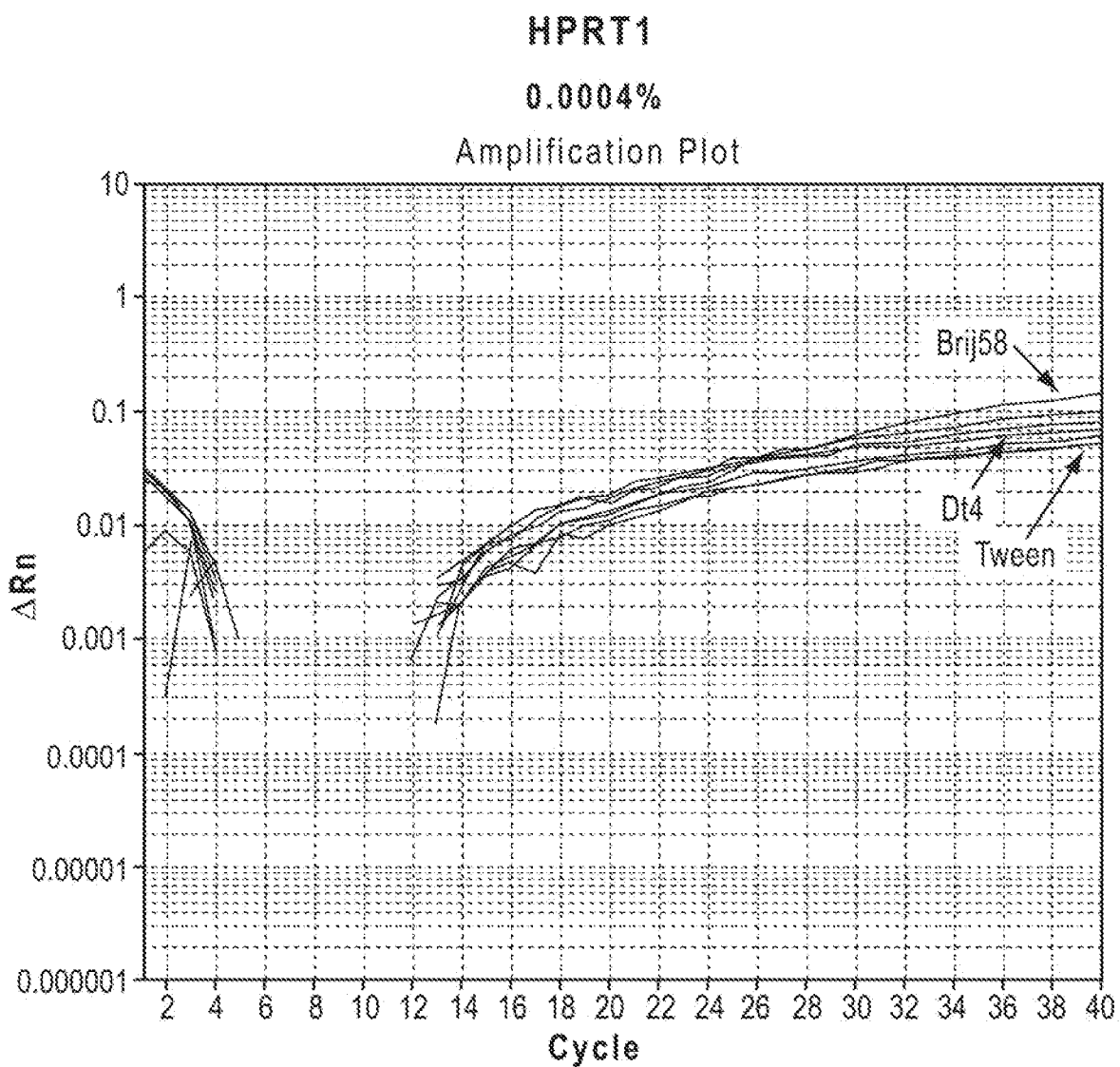


FIG. 12-2

21/33

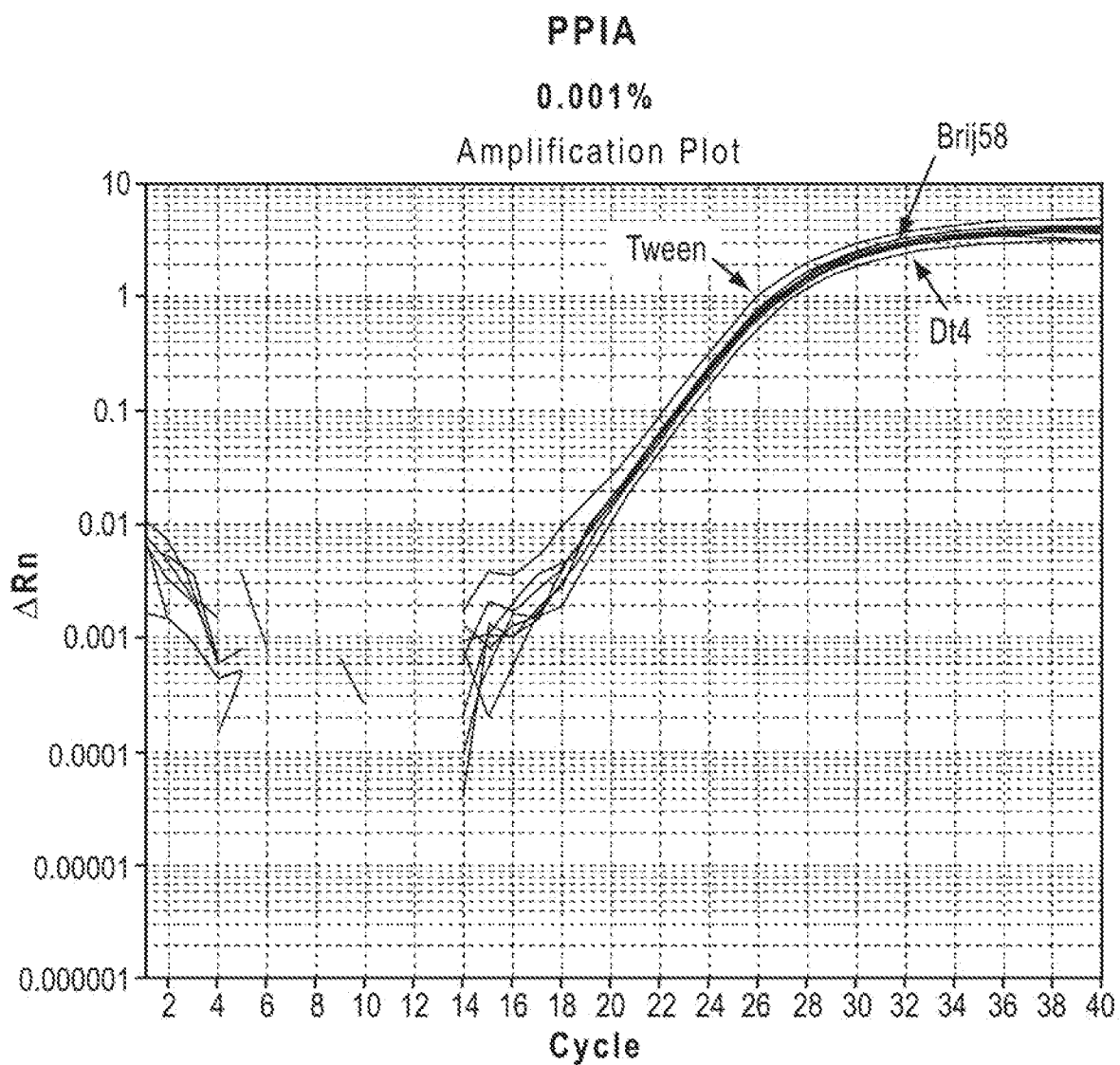


FIG. 13-1

22/33

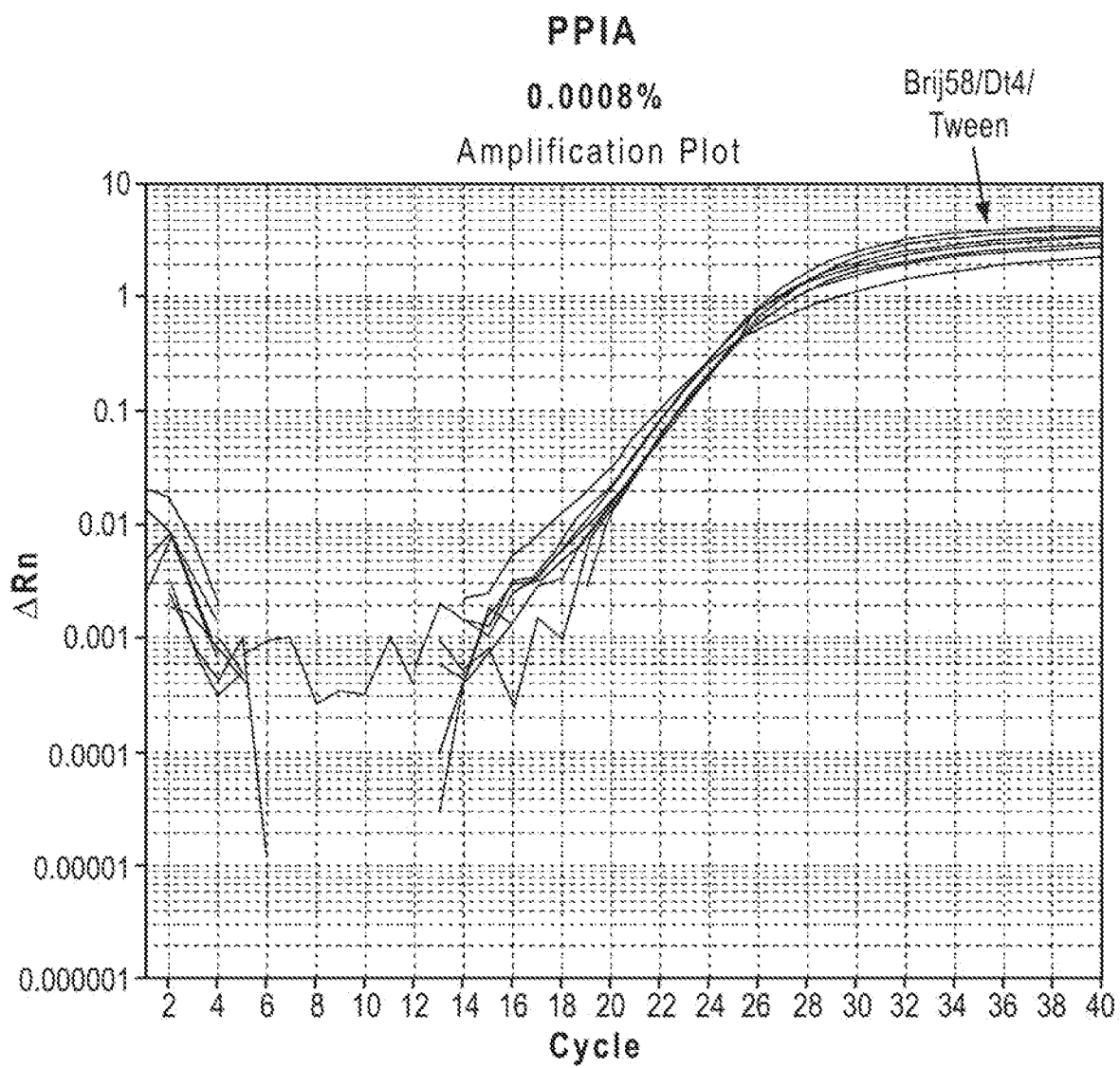


FIG. 13-2

23/33

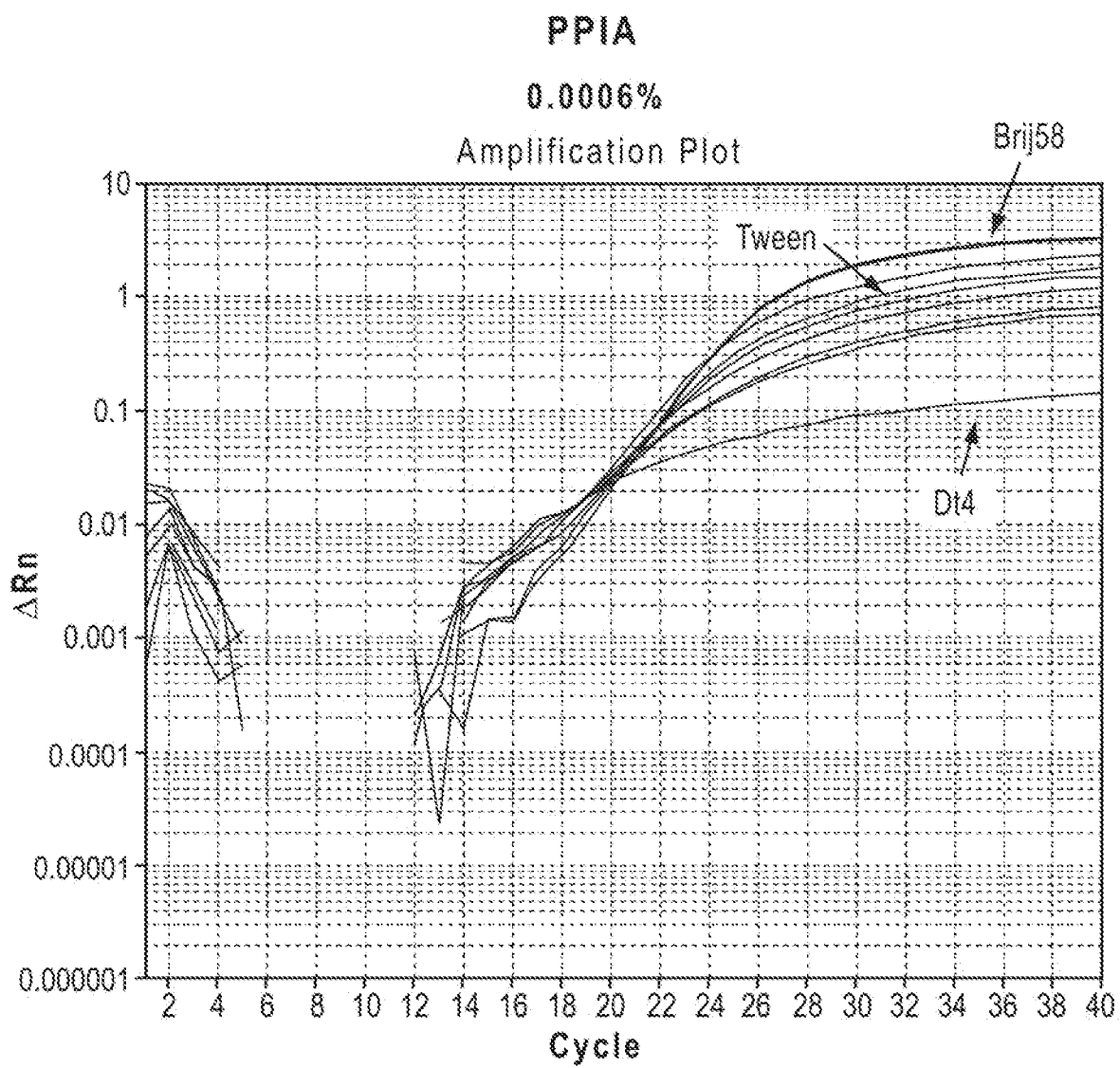


FIG. 14-1

24/33

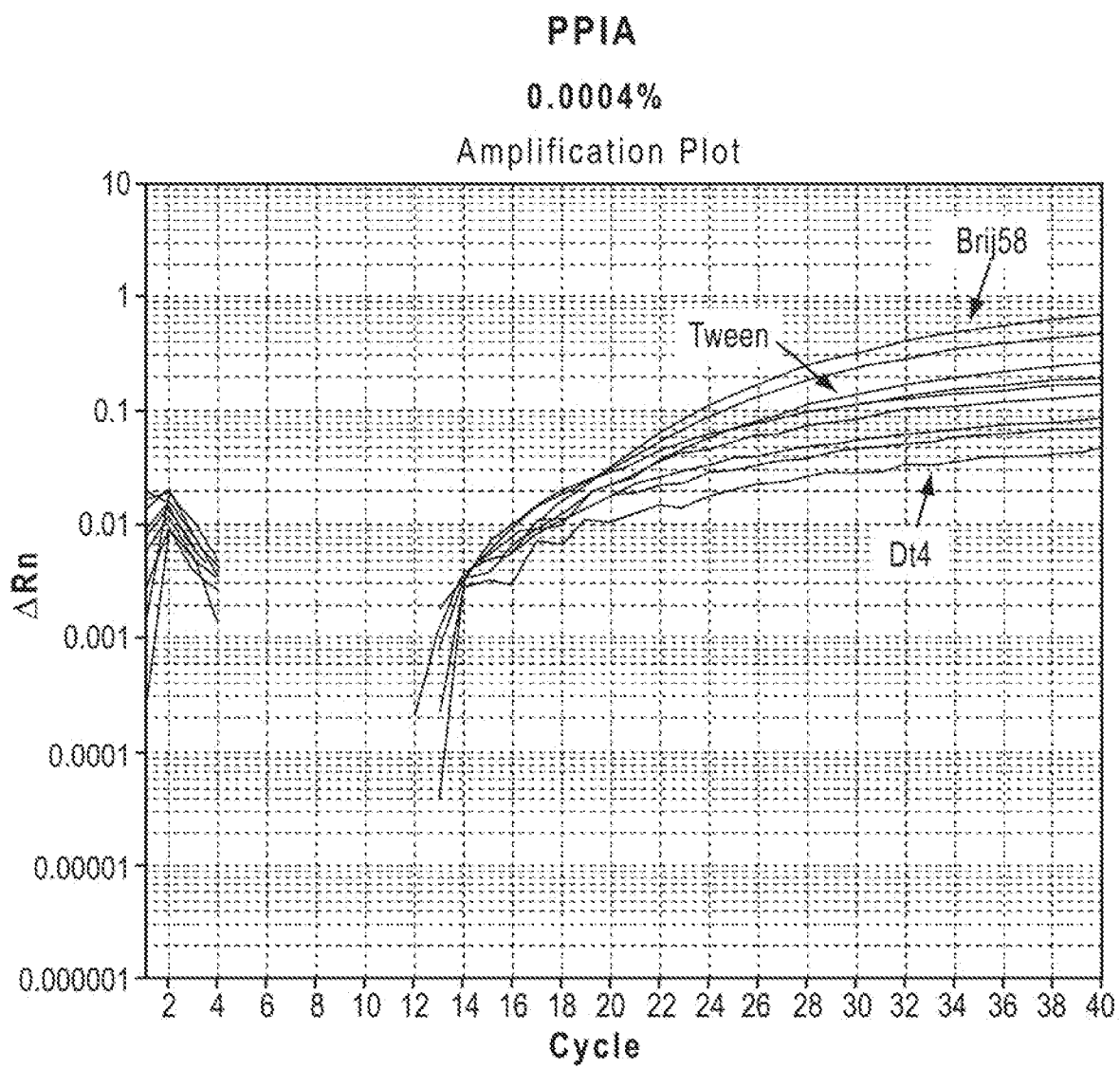


FIG. 14-2

25/33

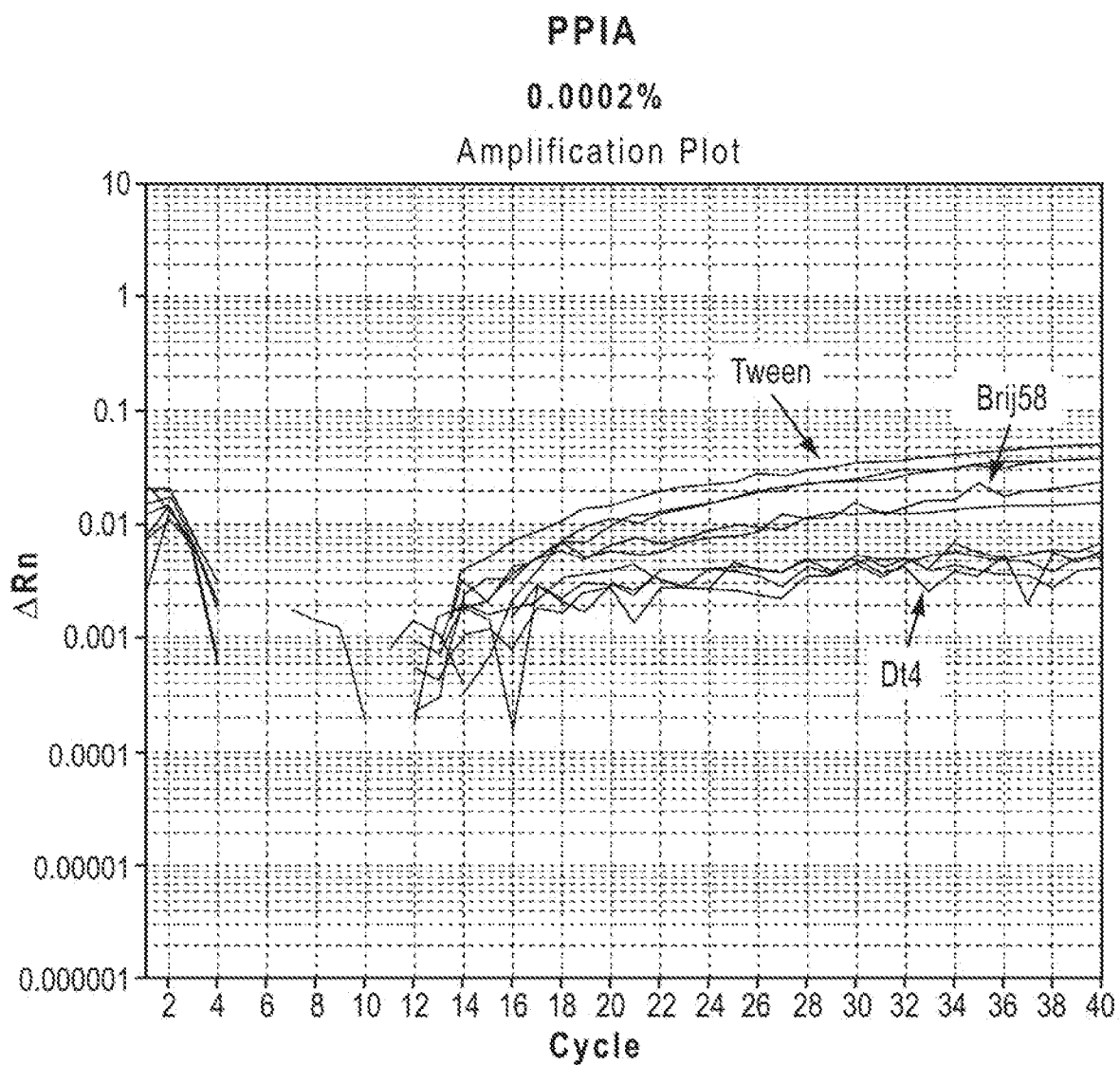


FIG. 15-1

26/33

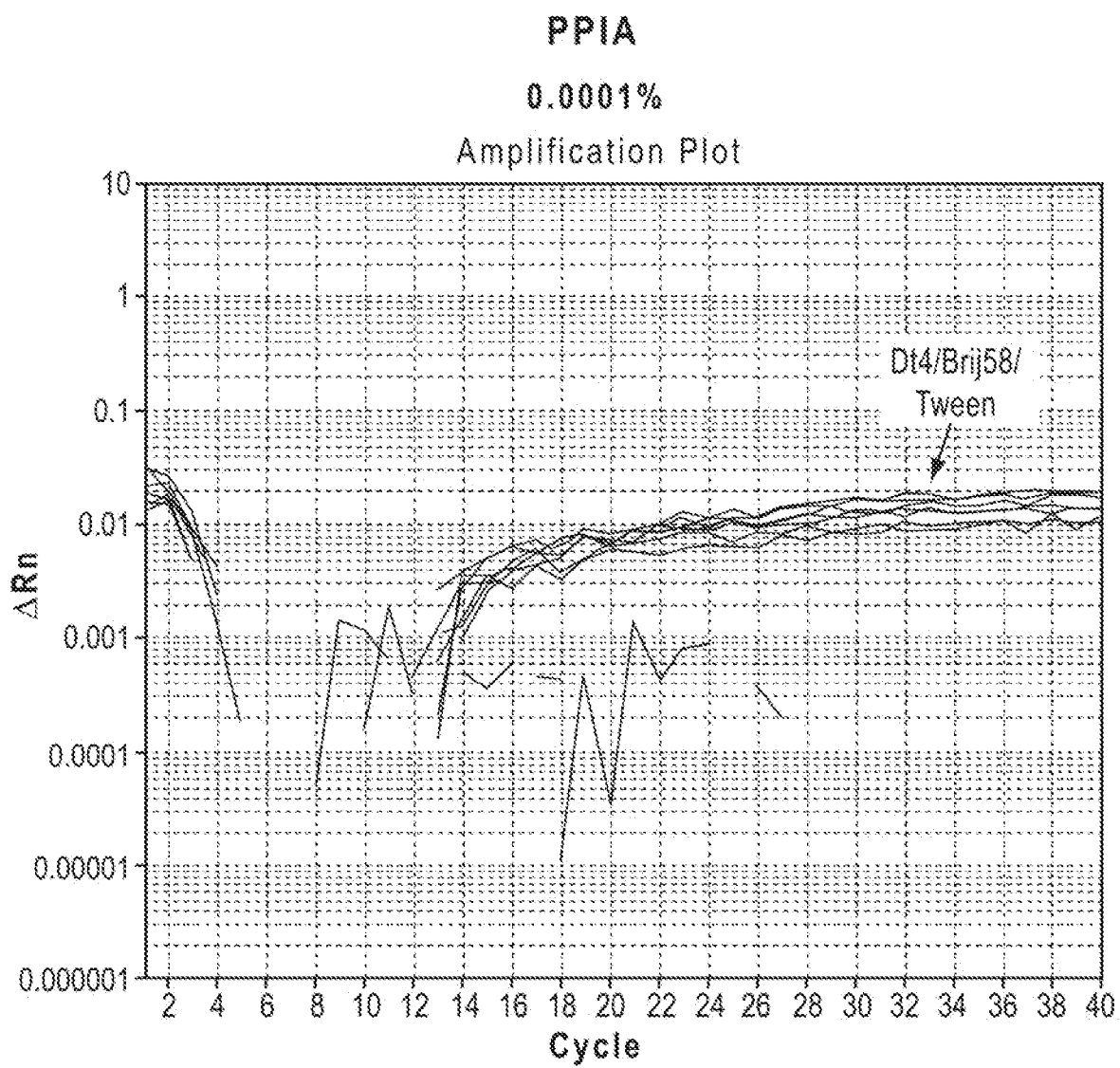


FIG. 15-2

27/33

B2M

Amplification Plot

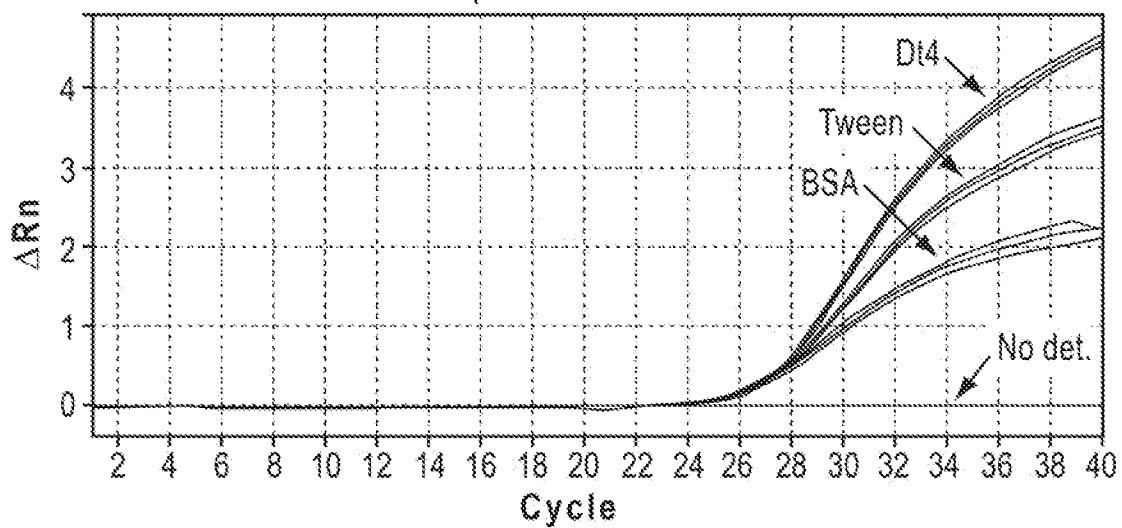


FIG. 16

GAPDH

Amplification Plot

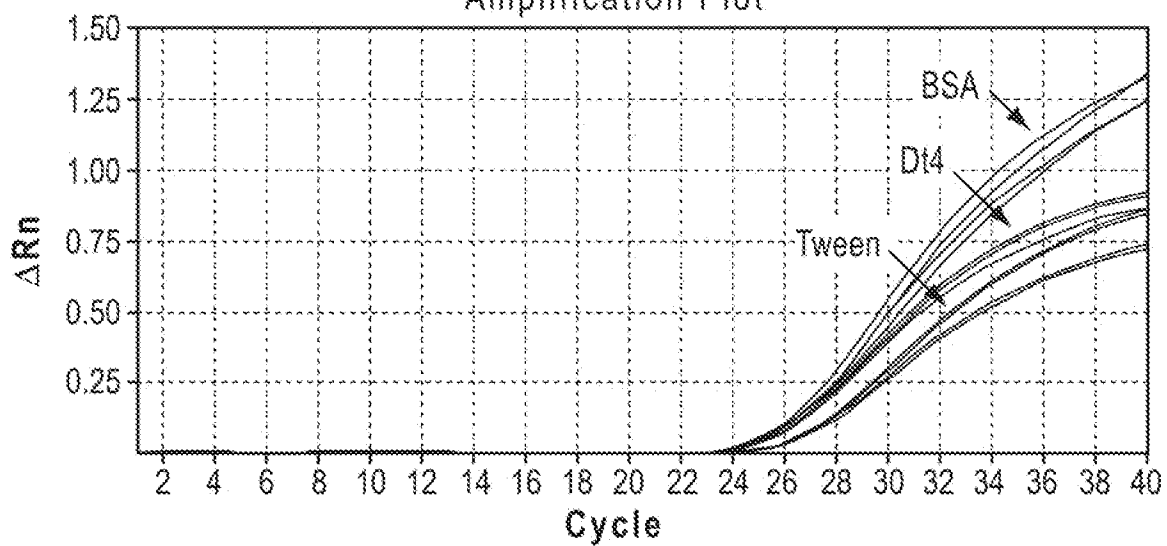


FIG. 17

28/33

RPLPO

Amplification Plot

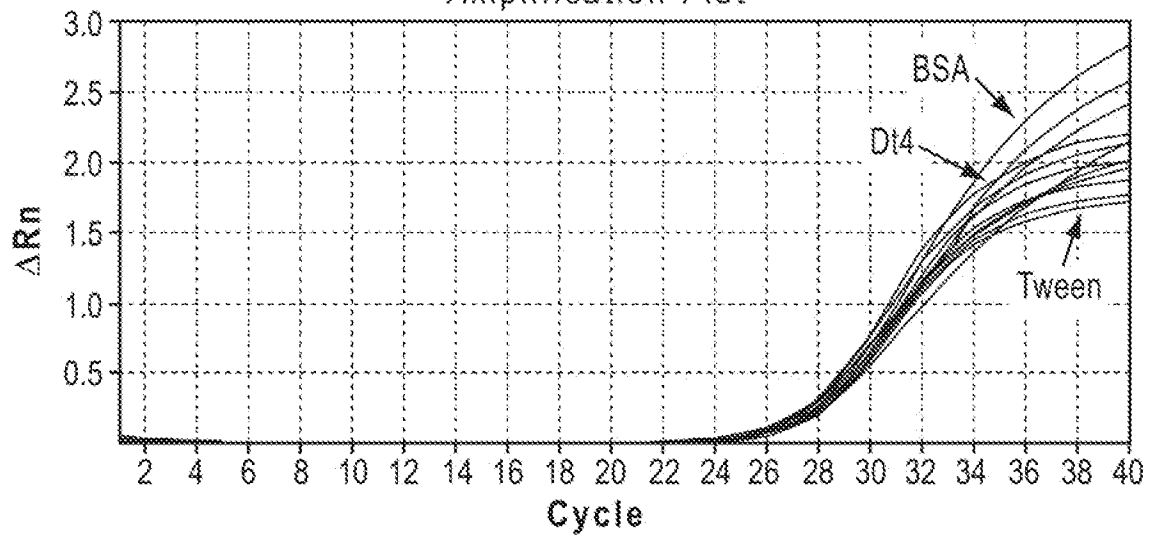
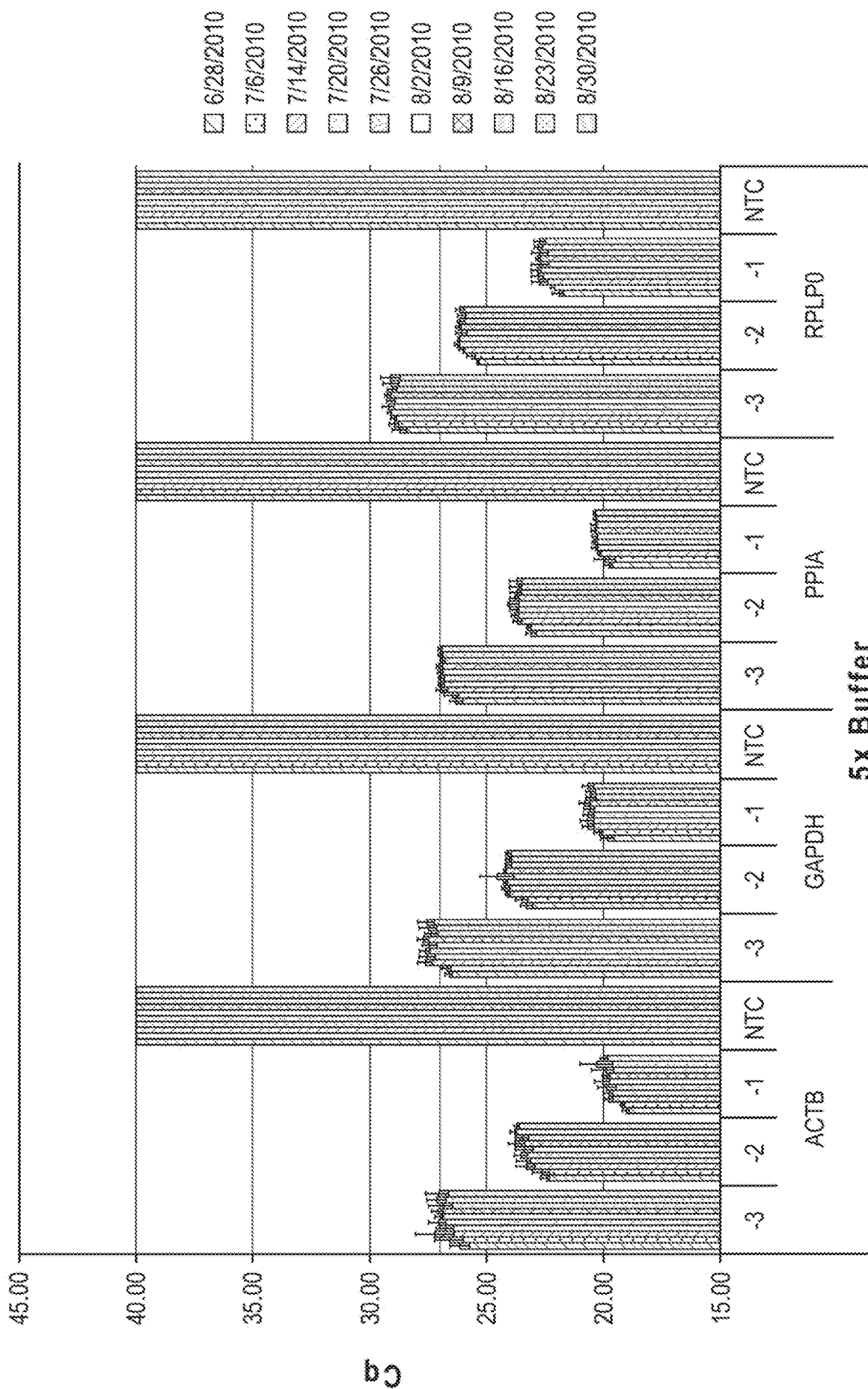


FIG. 18

29/33



5x Buffer

FIG. 19

30/33

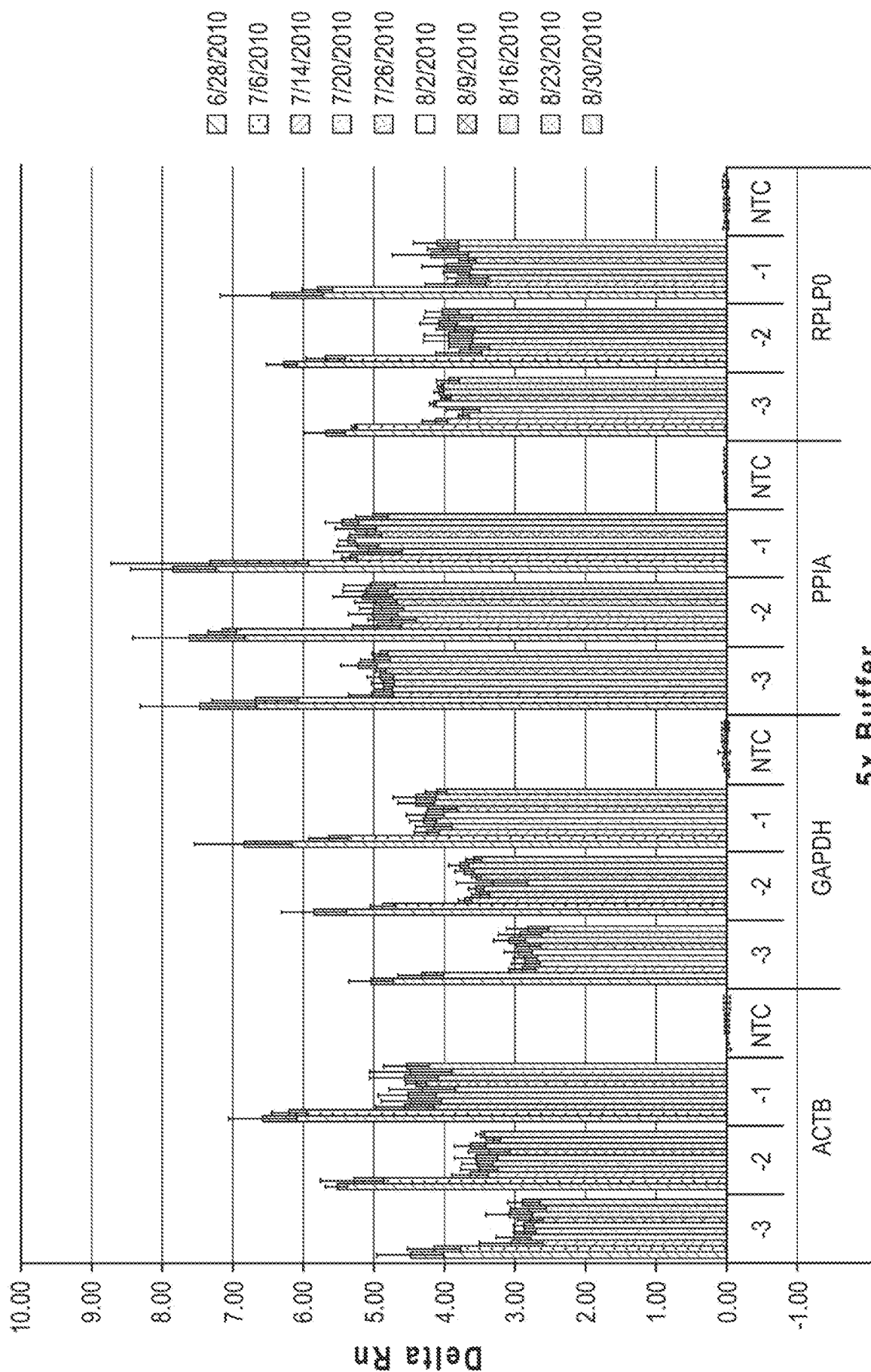
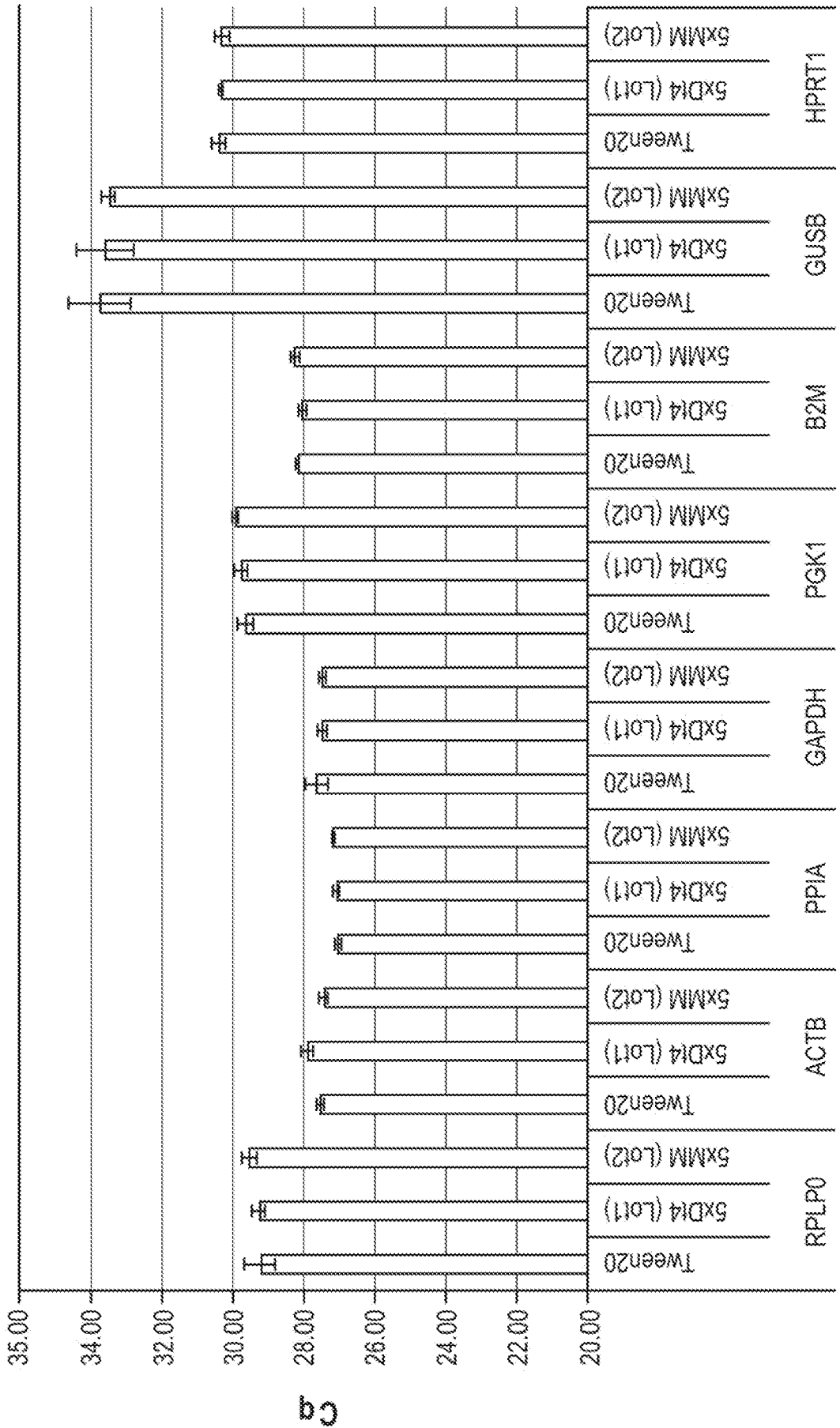
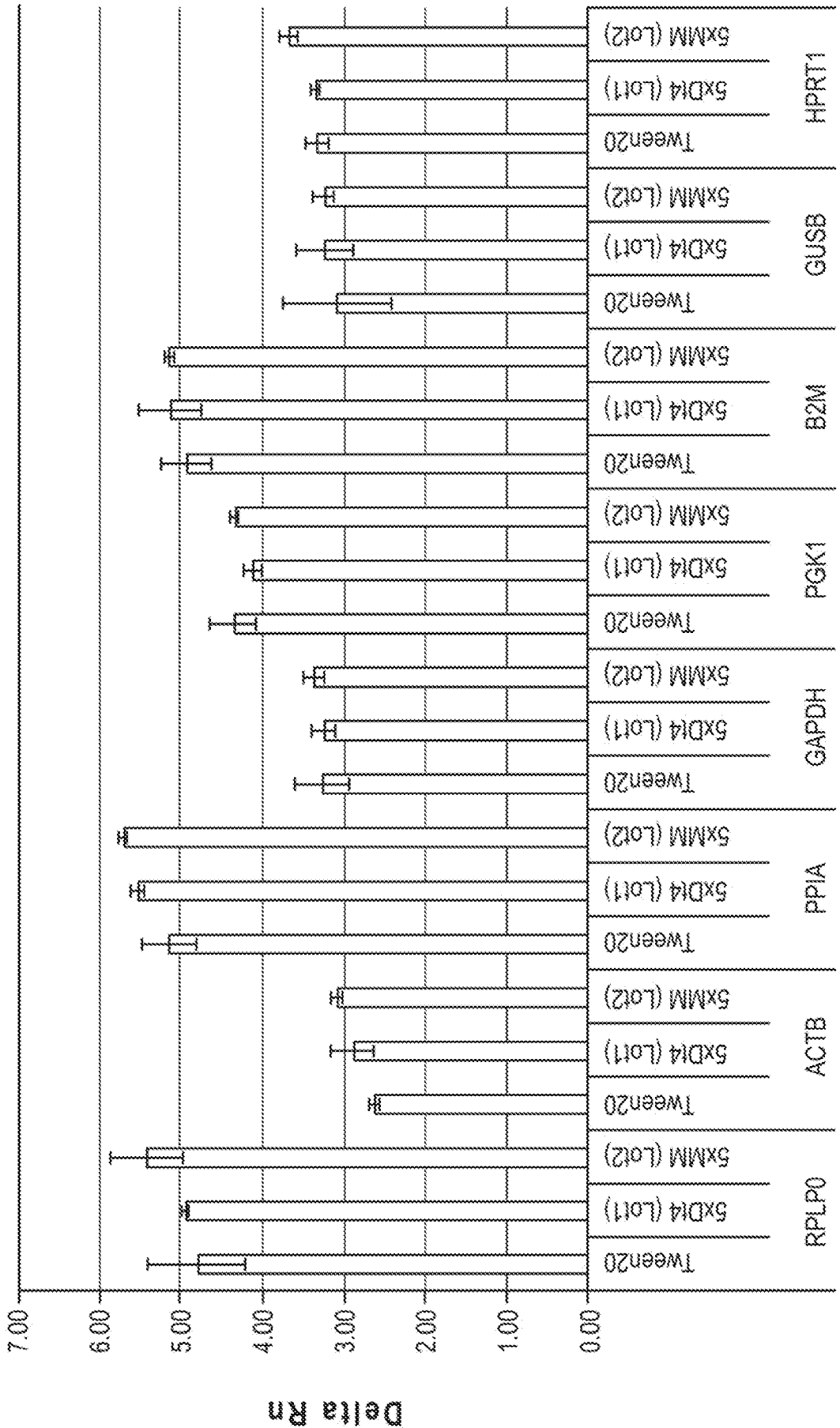


FIG. 20



Assay/Detergent

FIG. 21



Assay/Detergent

FIG. 22

33/33

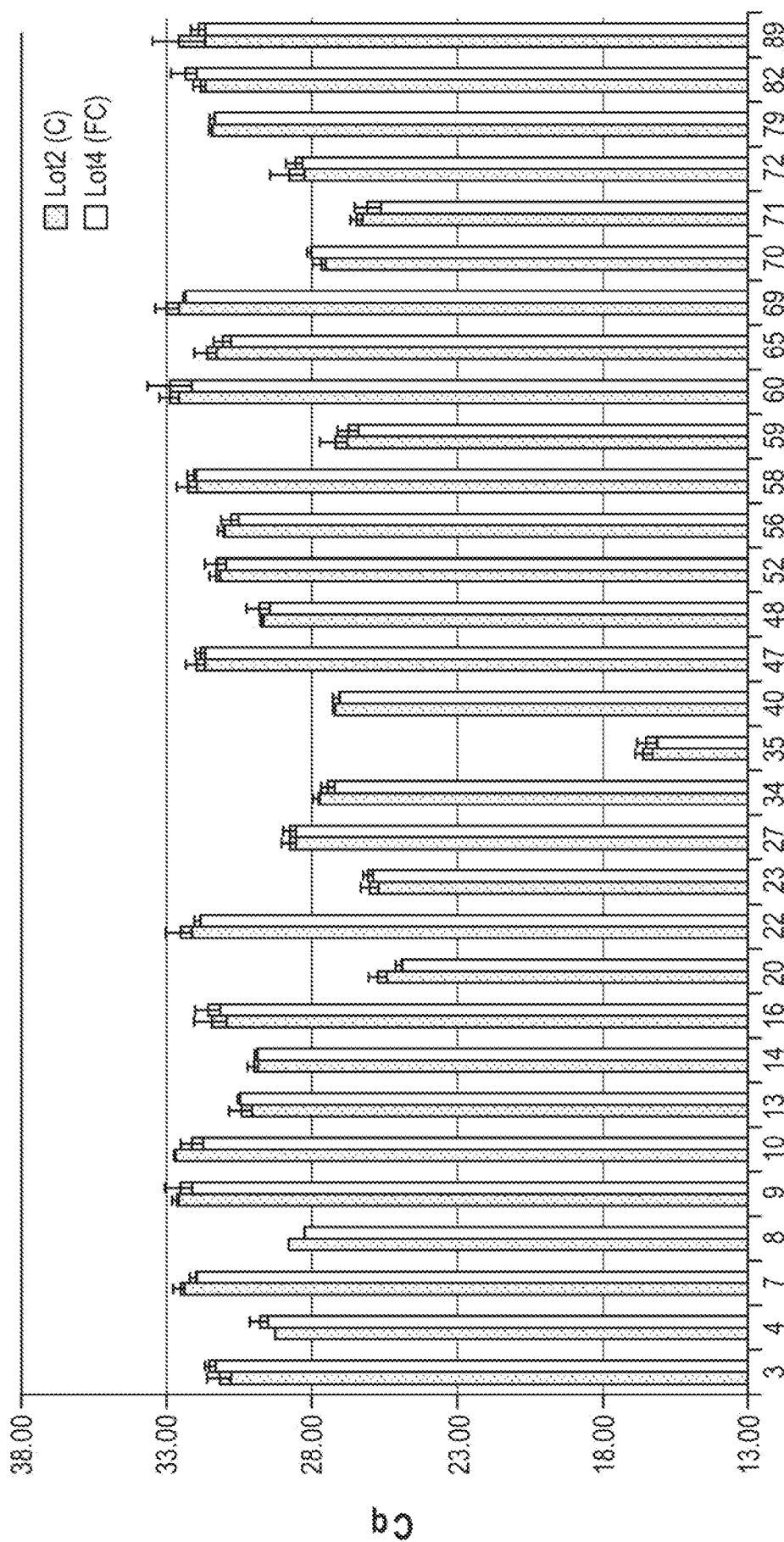


FIG. 23

INTERNATIONAL SEARCH REPORT

International application No
PCT/US2012/041688

A. CLASSIFICATION OF SUBJECT MATTER INV. C07C229/12 C07C229/24 C07D207/16 C07D211/60 C12Q1/68 ADD.		
According to International Patent Classification (IPC) or to both national classification and IPC		
B. FIELDS SEARCHED Minimum documentation searched (classification system followed by classification symbols) C07C C07D C12Q		
Documentation searched other than minimum documentation to the extent that such documents are included in the fields searched		
Electronic data base consulted during the international search (name of data base and, where practicable, search terms used) EPO-Internal, CHEM ABS Data		
C. DOCUMENTS CONSIDERED TO BE RELEVANT		
Category*	Citation of document, with indication, where appropriate, of the relevant passages	Relevant to claim No.
X	GB 1 087 415 A (MARCHON PRODUCTS LTD) 18 October 1967 (1967-10-18) claims; examples 1,8-12 -----	1-3, 51-57
X	DATABASE CA [Online] CHEMICAL ABSTRACTS SERVICE, COLUMBUS, OHIO, US; "Amphoteric surface-active betaine compounds", XP002684627, retrieved from STN Database accession no. 1985:579981 abstract & JP 60 089458 A (TOHO CHEM IND CO LTD) 20 May 1985 (1985-05-20) ----- <div style="text-align: center;">-/-</div>	1-3, 51-57
<div style="display: flex; justify-content: space-between;"> <input checked="" type="checkbox"/> Further documents are listed in the continuation of Box C. <input checked="" type="checkbox"/> See patent family annex. </div>		
<div style="display: flex;"> <div style="flex: 1;"> <p>* Special categories of cited documents :</p> <p>"A" document defining the general state of the art which is not considered to be of particular relevance</p> <p>"E" earlier application or patent but published on or after the international filing date</p> <p>"L" document which may throw doubts on priority claim(s) or which is cited to establish the publication date of another citation or other special reason (as specified)</p> <p>"O" document referring to an oral disclosure, use, exhibition or other means</p> <p>"P" document published prior to the international filing date but later than the priority date claimed</p> </div> <div style="flex: 1;"> <p>"T" later document published after the international filing date or priority date and not in conflict with the application but cited to understand the principle or theory underlying the invention</p> <p>"X" document of particular relevance; the claimed invention cannot be considered novel or cannot be considered to involve an inventive step when the document is taken alone</p> <p>"Y" document of particular relevance; the claimed invention cannot be considered to involve an inventive step when the document is combined with one or more other such documents, such combination being obvious to a person skilled in the art</p> <p>"&" document member of the same patent family</p> </div> </div>		
Date of the actual completion of the international search <div style="text-align: center; font-size: 1.2em;">4 October 2012</div>		Date of mailing of the international search report <div style="text-align: center; font-size: 1.2em;">19/10/2012</div>
Name and mailing address of the ISA/ European Patent Office, P.B. 5818 Patentlaan 2 NL - 2280 HV Rijswijk Tel. (+31-70) 340-2040, Fax: (+31-70) 340-3016		Authorized officer <div style="text-align: center; font-size: 1.2em;">van Laren, Martijn</div>

INTERNATIONAL SEARCH REPORT

International application No

PCT/US2012/041688

C(Continuation). DOCUMENTS CONSIDERED TO BE RELEVANT

Category*	Citation of document, with indication, where appropriate, of the relevant passages	Relevant to claim No.
X	<p>DATABASE CA [Online] CHEMICAL ABSTRACTS SERVICE, COLUMBUS, OHIO, US; NAKAMURA, YOSHINOBU ET AL: "Cosmetic cleansing compositions containing amphoteric surfactants", XP002684628, retrieved from STN Database accession no. 1994:253092 abstract & JP 6 001715 A (TOHO CHEM IND CO LTD) 11 January 1994 (1994-01-11) -----</p>	1-3, 51-57
X	<p>DATABASE CA [Online] CHEMICAL ABSTRACTS SERVICE, COLUMBUS, OHIO, US; NAKAMURA, YOSHINOBU ET AL: "Shampoo compositions containing amphoteric surfactants and cationic surfactants with softening property", XP002684629, retrieved from STN Database accession no. 1994:253078 abstract & JP 6 001712 A (TOHO CHEM IND CO LTD) 11 January 1994 (1994-01-11) -----</p>	1-3, 51-57
X	<p>DATABASE CA [Online] CHEMICAL ABSTRACTS SERVICE, COLUMBUS, OHIO, US; NAKAMURA, YOSHINOBU ET AL: "Antistatic compositions for synthetic resins and fibers", XP002684630, retrieved from STN Database accession no. 1994:510632 abstract & JP 6 049440 A (TOHO CHEM IND CO LTD) 22 February 1994 (1994-02-22) -----</p>	1-3, 51-57
A	<p>US 5 726 021 A (BRITSCHGI THERESA B [US] ET AL) 10 March 1998 (1998-03-10) abstract; claims; examples -----</p>	4,8,14, 20,21, 24,28, 30-33, 43,45
A	<p>WO 2008/033936 A2 (SIERRA MOLECULAR CORP [US]; BAKER TONY [US]) 20 March 2008 (2008-03-20) page 16, line 1 - line 13; claims; figures; examples -----</p>	4,8,14, 20,21, 24,28, 30-33, 43,45

INTERNATIONAL SEARCH REPORT

Information on patent family members

International application No

PCT/US2012/041688

Patent document cited in search report	Publication date	Patent family member(s)	Publication date
GB 1087415	A	18-10-1967	AU 4609864 A 04-10-2012
		CA 721771 A 16-11-1965	
		DE 1277495 B 12-09-1968	
		GB 1084739 A 27-09-1967	
		GB 1087413 A 18-10-1967	
		GB 1087414 A 18-10-1967	
		GB 1087415 A 18-10-1967	

US 5726021	A	10-03-1998	AU 2865495 A 05-01-1996
			EP 0804455 A1 05-11-1997
			US 5712095 A 27-01-1998
			US 5726021 A 10-03-1998
			US 5770373 A 23-06-1998
			WO 9534574 A1 21-12-1995

WO 2008033936	A2	20-03-2008	AU 2007296460 A1 20-03-2008
			CA 2672921 A1 20-03-2008
			CN 101617045 A 30-12-2009
			EP 2076595 A2 08-07-2009
			KR 20090098957 A 18-09-2009
			US 2008124728 A1 29-05-2008
			WO 2008033936 A2 20-03-2008
