



US00D592011S

(12) **United States Design Patent**  
**Fujimoto et al.**

(10) **Patent No.:** **US D592,011 S**

(45) **Date of Patent:** **\*\* May 12, 2009**

(54) **CUP TO ASSIST THE TAKING OF  
MEDICINES ORALLY**

(75) Inventors: **Takashi Fujimoto**, Toyama (JP); **Saichi Ono**, Tokyo (JP); **Kazumi Ishii**, Tokyo (JP)

(73) Assignee: **Kureha Corporation**, Tokyo (JP)

(\*\*) Term: **14 Years**

(21) Appl. No.: **29/274,555**

(22) Filed: **May 1, 2007**

(51) **LOC (9) Cl.** ..... **07-01**

(52) **U.S. Cl.** ..... **D7/509; D7/316**

(58) **Field of Classification Search** ..... D7/691,  
D7/316, 317, 598, 509; D23/209; 222/494;  
220/254.4, 703; 215/DIG. 7, 277, 311; D24/224,  
D24/197, 122, 121, 119; D10/46.2; 206/538;  
604/78

See application file for complete search history.

(56) **References Cited**

**U.S. PATENT DOCUMENTS**

D127,970	S	*	7/1941	Myers	.....	D10/46.2
D194,622	S	*	2/1963	Jones	.....	D7/317
3,302,644	A	*	2/1967	Kennedy et al.	.....	604/78
D215,749	S	*	10/1969	Smith	.....	D7/317
3,858,767	A	*	1/1975	Borin	.....	222/494
4,135,512	A	*	1/1979	Godsey	.....	604/78
D255,206	S	*	6/1980	Darnell	.....	D7/319
D255,207	S	*	6/1980	Darnell	.....	D7/319
4,210,141	A	*	7/1980	Brockman et al.	.....	604/78
D274,778	S	*	7/1984	Reece et al.	.....	D7/691
4,572,373	A	*	2/1986	Johansson	.....	206/515
D285,515	S	*	9/1986	Papciak	.....	D7/509
D310,614	S	*	9/1990	Pozzi	.....	D7/317

D313,555	S	*	1/1991	Jordi	.....	D9/424
D328,492	S	*	8/1992	Mathis	.....	D24/121
D404,663	S	*	1/1999	Prindle	.....	D10/46.2
D433,274	S	*	11/2000	Babayan	.....	D7/361
D433,866	S	*	11/2000	Cautereels et al.	.....	D7/319
7,198,167	B2	*	4/2007	Marsden et al.	.....	220/254.4
D559,029	S	*	1/2008	Gonzalez et al.	.....	D7/318
D573,834	S	*	7/2008	Iwasaki et al.	.....	D7/318
D579,557	S	*	10/2008	Washington	.....	D24/122
D580,799	S	*	11/2008	Curtin	.....	D10/46.2

\* cited by examiner

*Primary Examiner*—Marianne Pandozzi

(74) *Attorney, Agent, or Firm*—Reed Smith LLP; Juan Carlos A. Marquez, Esq.

(57) **CLAIM**

The ornamental design for the cup to assist the taking of medicines orally, as shown and described.

**DESCRIPTION**

FIG. 1 is a right side view of a cup to assist the taking of medicines orally showing our new design;

FIG. 2 is a left side view thereof;

FIG. 3 is a top plan view thereof;

FIG. 4 is a bottom plan view thereof;

FIG. 5 is a front view thereof;

FIG. 6 is a rear view thereof;

FIG. 7 is a sectional view taken along line 7—7 of FIG. 3;

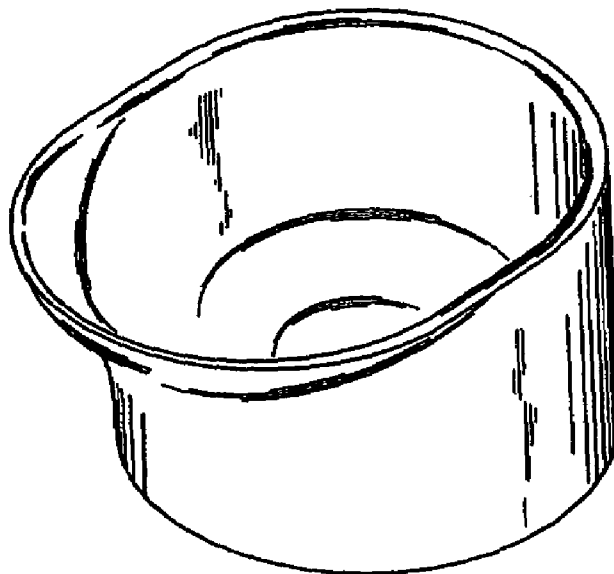
FIG. 8 is a sectional view taken along line 8—8 of FIG. 1;

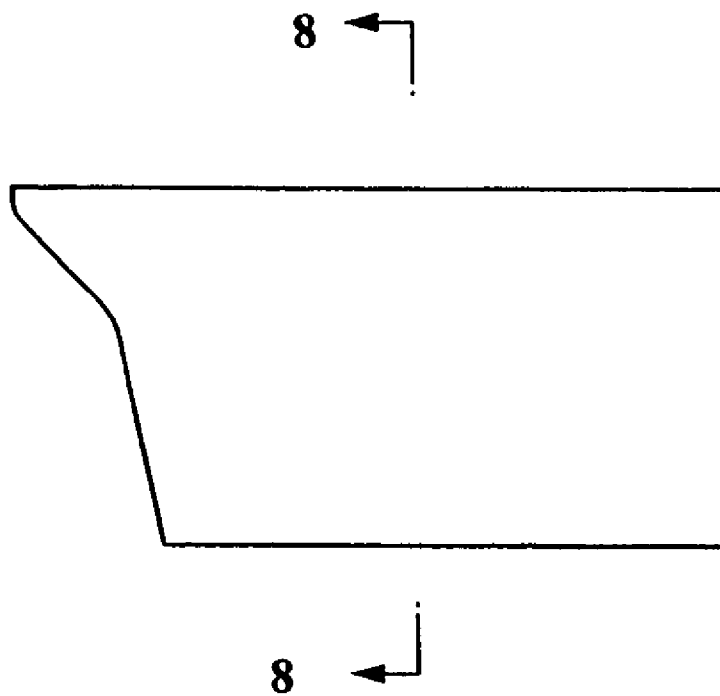
FIG. 9 is a top perspective view thereof;

FIG. 10 is an environmental top plan view thereof; and,


FIG. 11 is an environmental top plan view in use thereof.

**1 Claim, 11 Drawing Sheets**

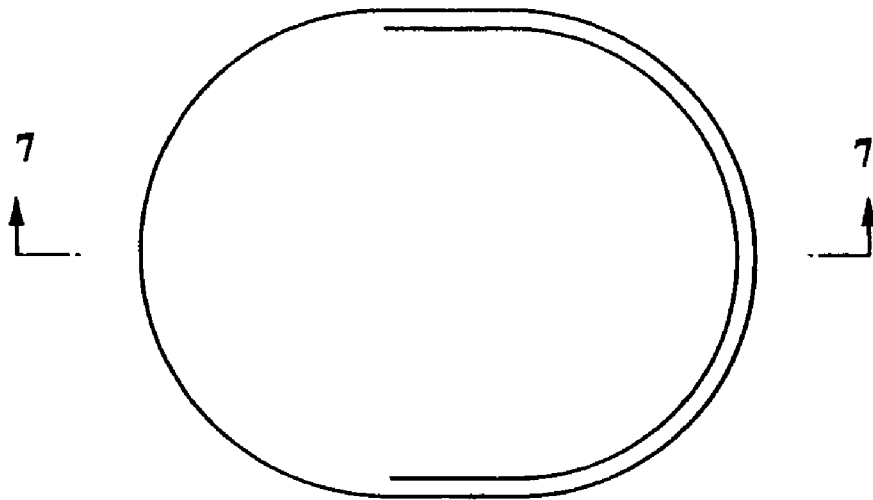




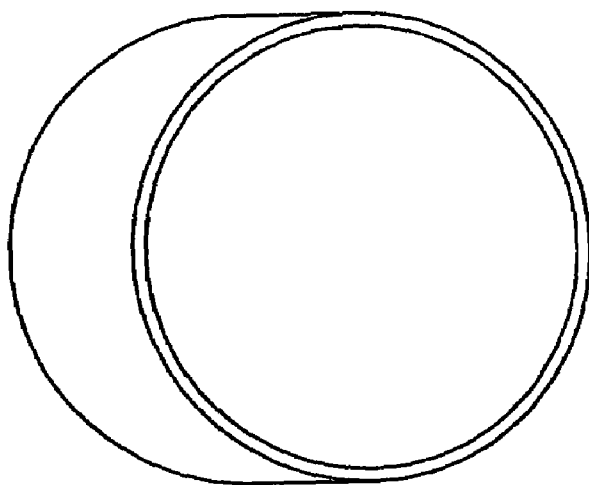
**FIGURE 1**




**FIGURE 2**




**FIGURE 3**



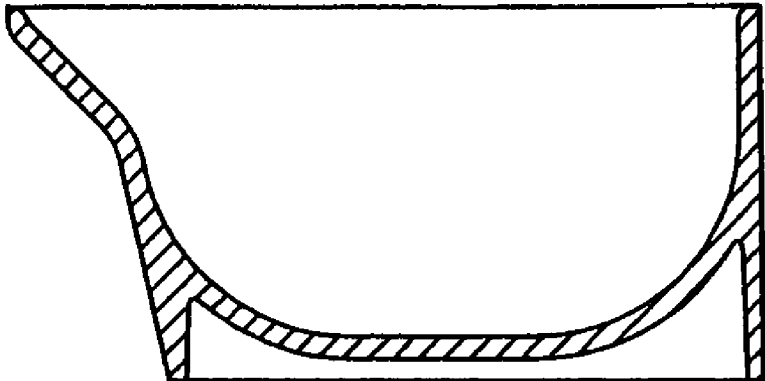
**FIGURE 4**




**FIGURE 5**



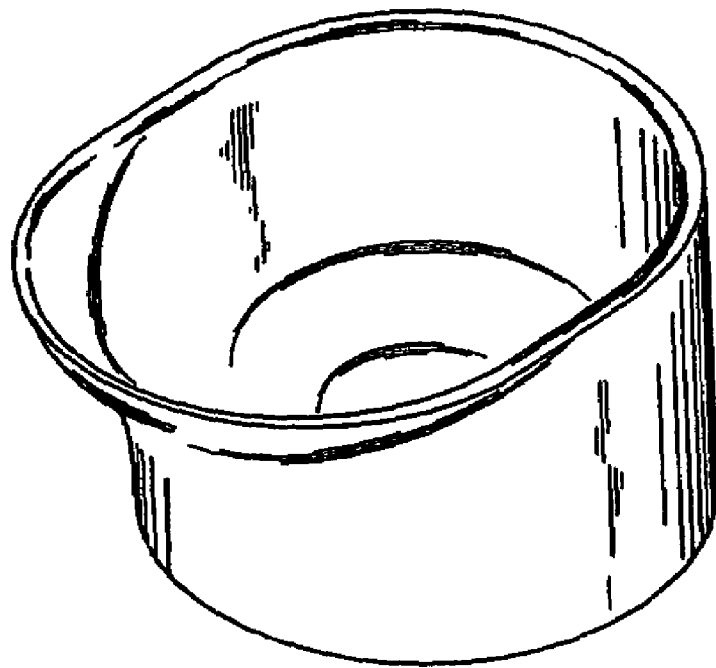
**FIGURE 6**



**FIGURE 7**



**FIGURE 8**



**FIGURE 9**

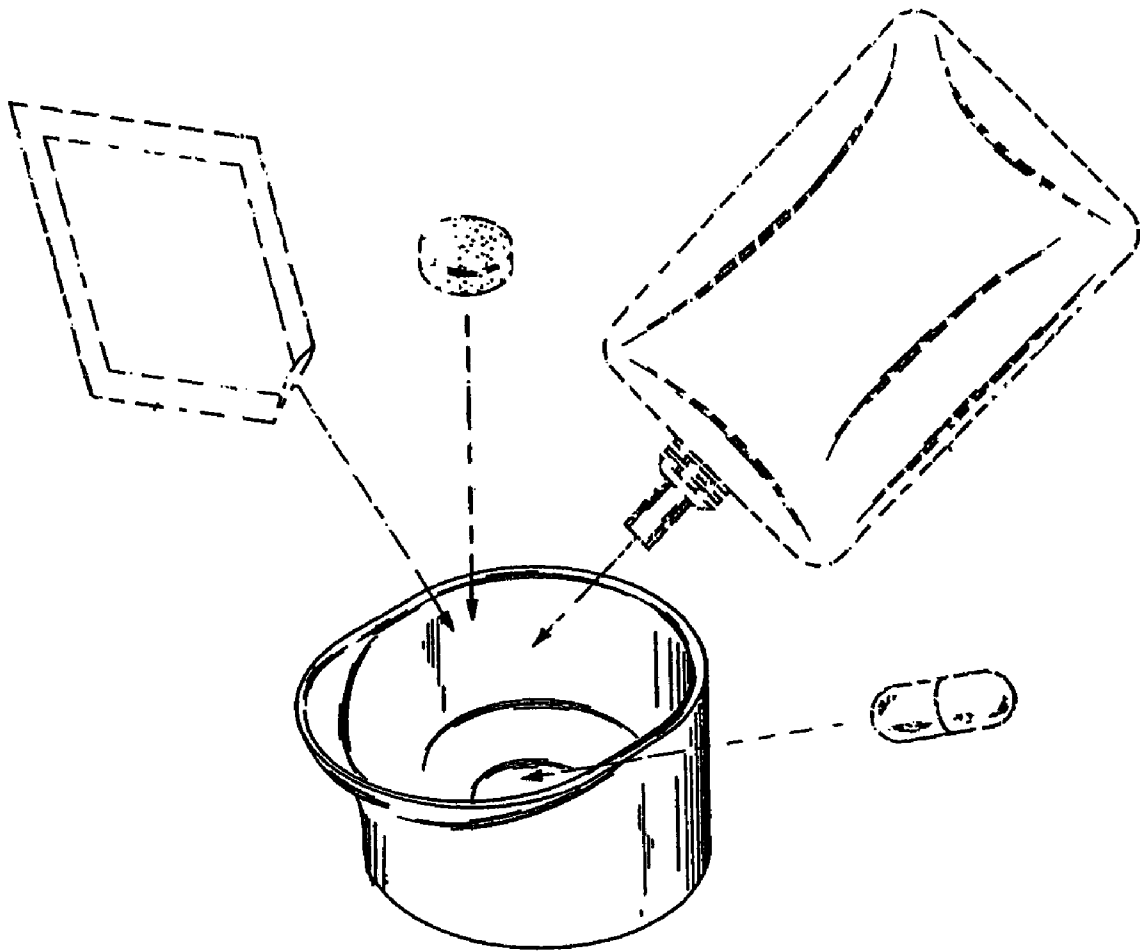


FIGURE 10

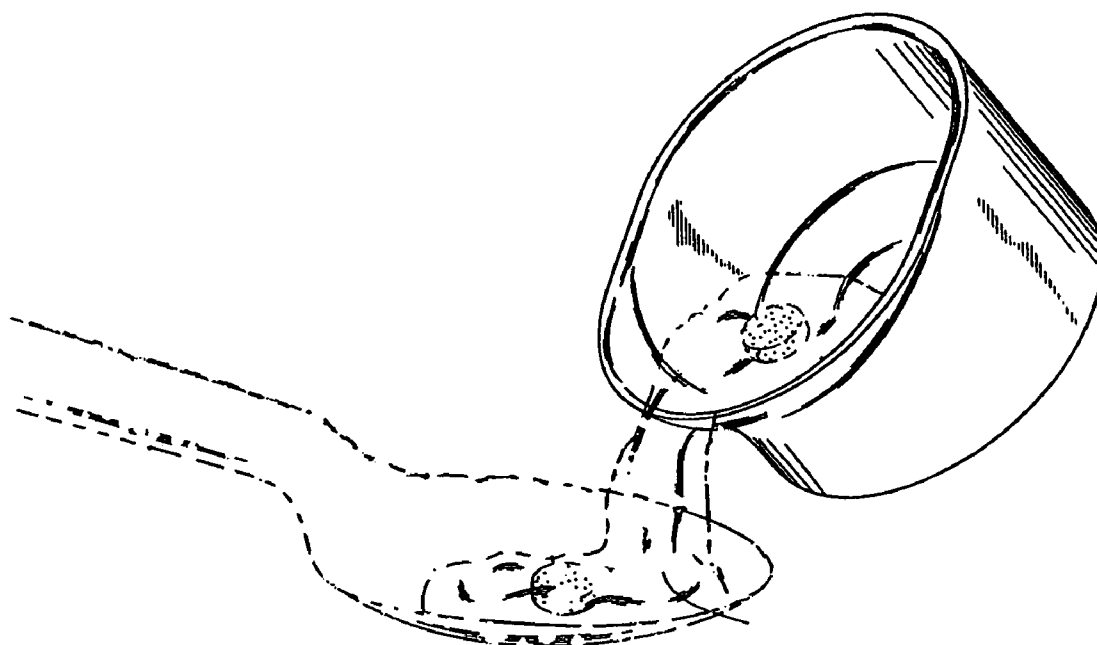


FIGURE 11