



US00D393327S

# United States Patent [19]

[11] Patent Number: **Des. 393,327**

Lee Shu

[45] Date of Patent: **\*\*Apr. 7, 1998**

[54] **ASHTRAY**

D. 338,041 8/1993 Cheng ..... D21/157 X  
2,788,911 4/1957 Mellon ..... 131/231 X

[76] Inventor: **Mei-Kuei Lee Shu**, P.O. Box 82-144,  
Taipei, Taiwan

*Primary Examiner*—Susan J. Lucas  
*Assistant Examiner*—Jennifer Rivard  
*Attorney, Agent, or Firm*—A & J

[\*\*] Term: **14 Years**

[57] **CLAIM**

[21] Appl. No.: **70,644**

The ornamental design for an ashtray, as shown and described.

[22] Filed: **May 13, 1997**

[51] **LOC (6) Cl.** ..... **27-03**

[52] **U.S. Cl.** ..... **D27/115; D27/106**

[58] **Field of Search** ..... 131/231, 242,  
131/240.1, 235.1; D21/157; D3/271; D27/102,  
106, 115, 113, 135, 107, 105

### DESCRIPTION

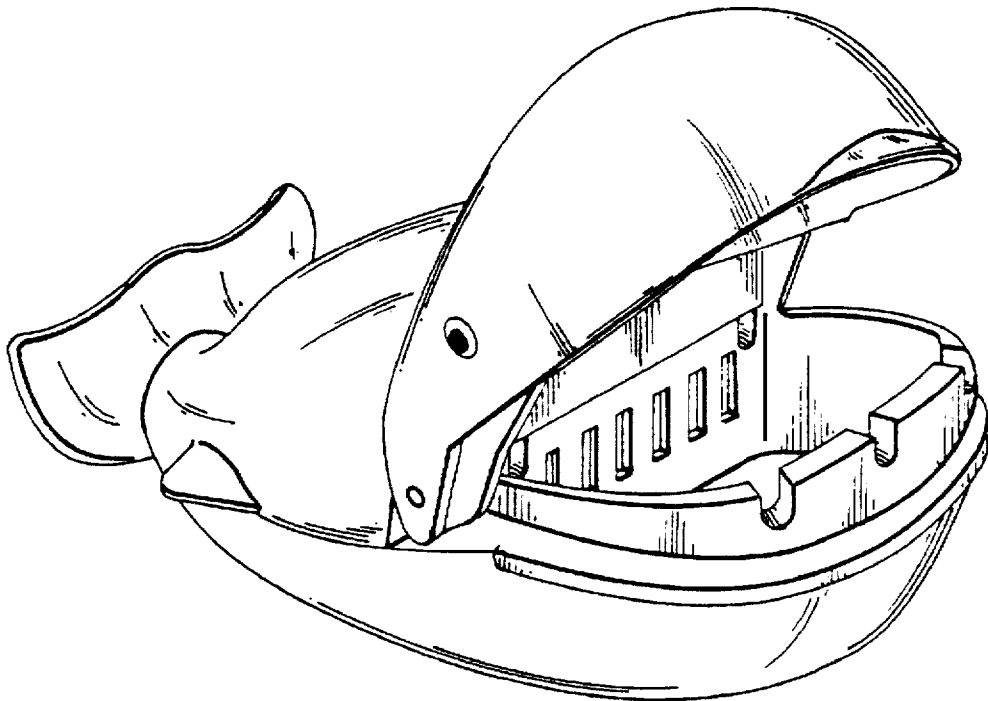
### [56] **References Cited**

#### U.S. PATENT DOCUMENTS

D. 56,591 11/1920 Frishman ..... D27/115  
D. 245,804 9/1977 Cone ..... D21/157

FIG. 1 is a perspective view of an ashtray showing my new design;  
FIG. 2 is a front view thereof, the rear view being a mirror image;  
FIG. 3 is a right view thereof;  
FIG. 4 is a left side elevational view thereof;  
FIG. 5 is a top plan view thereof; and,  
FIG. 6 is a bottom plan view thereof.

**1 Claim, 4 Drawing Sheets**



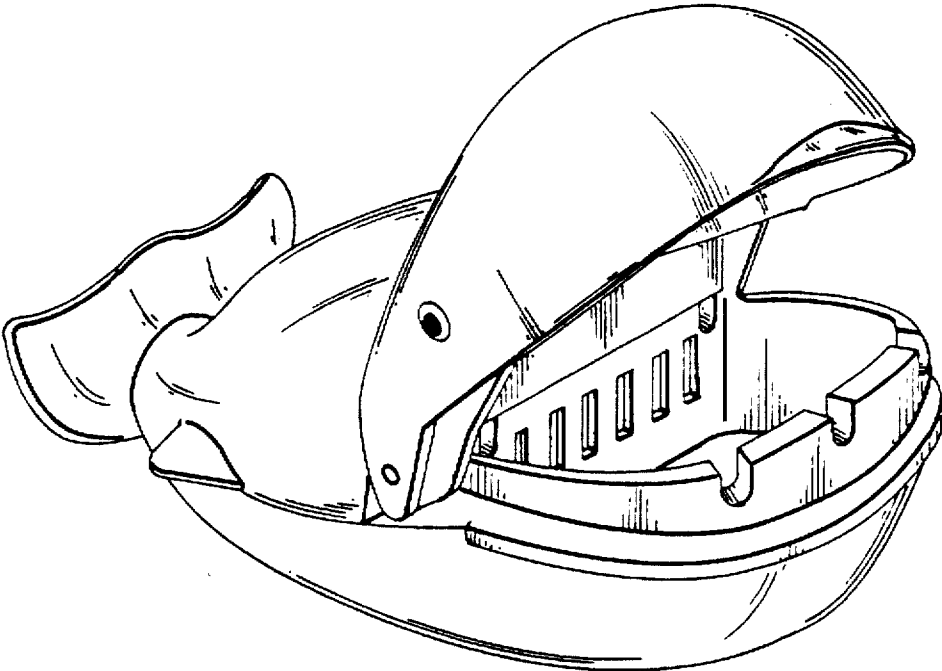


FIG. 1

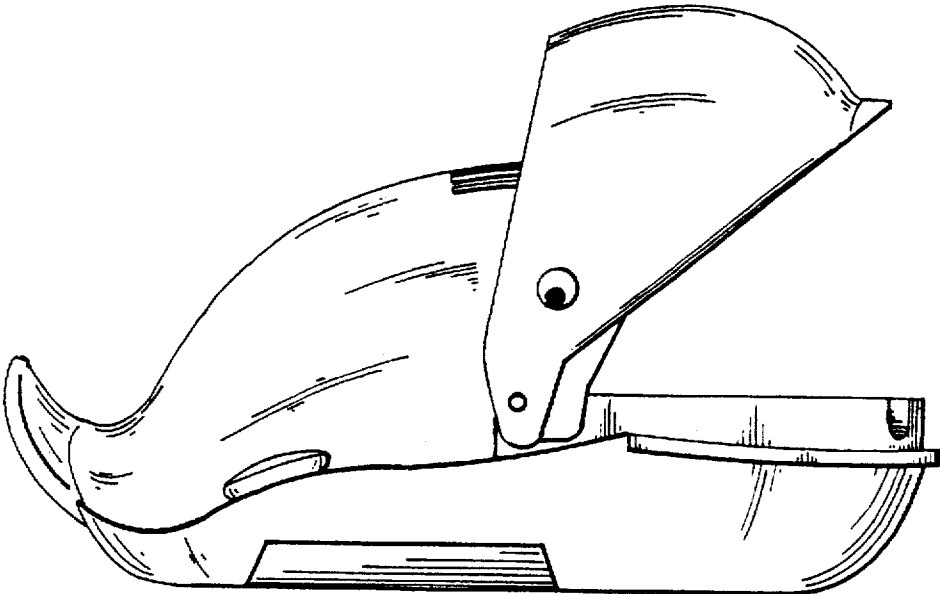


FIG. 2

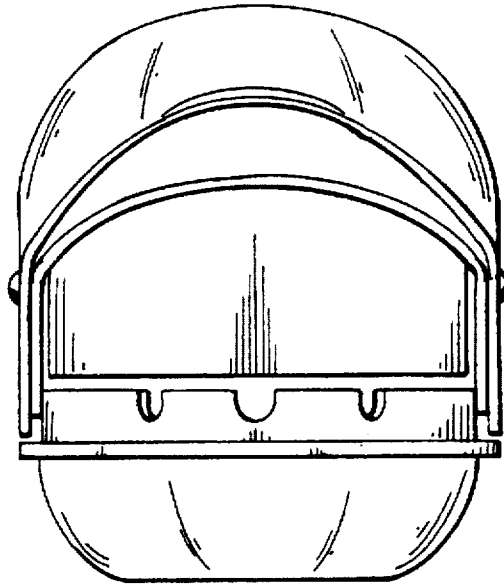


FIG. 3

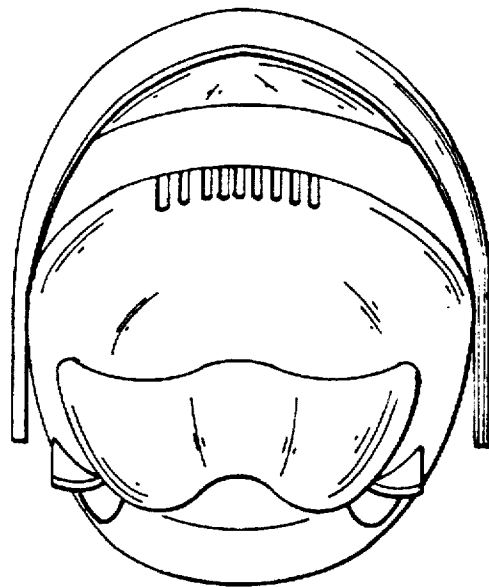


FIG. 4

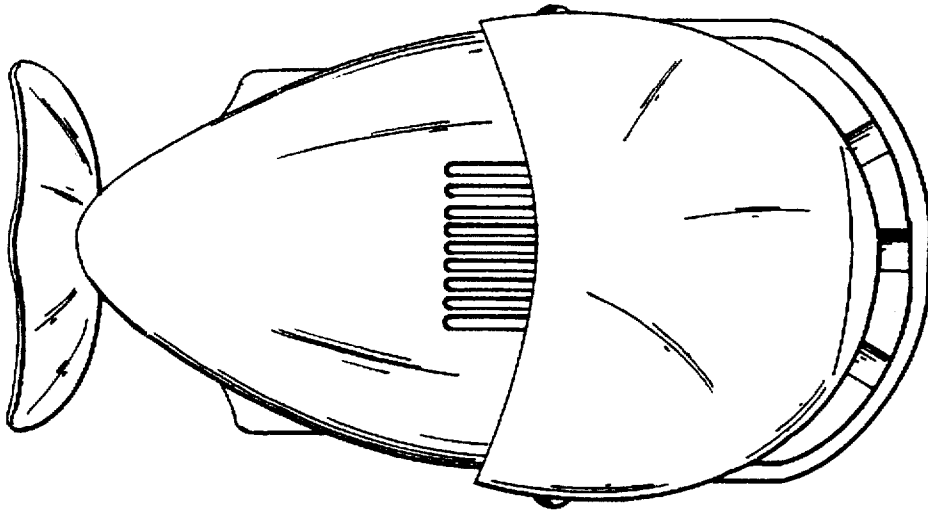


FIG. 5

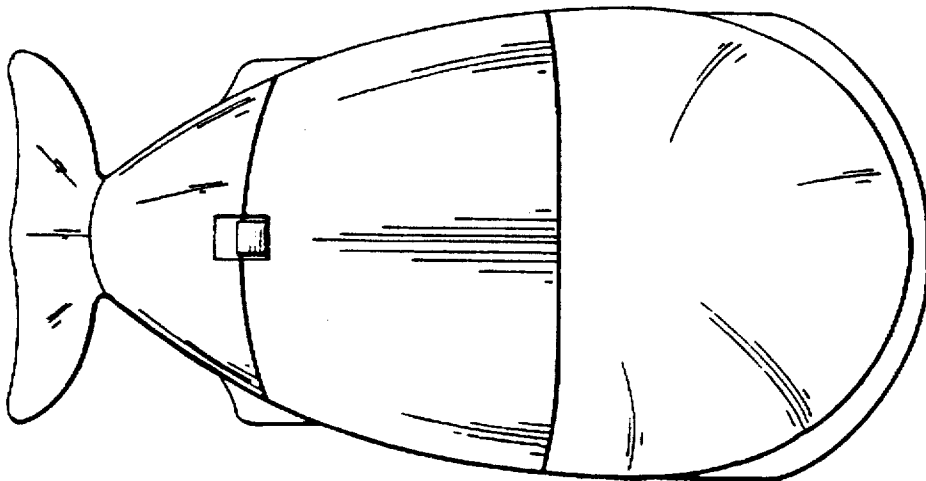


FIG. 6