

[54] FUNNEL FOR SIMULTANEOUS MIXING AND DISPENSING OF GASOLINE AND OIL FOR USE IN INTERNAL COMBUSTION ENGINES

4,144,916 3/1975 Alderman ..... 141/105  
4,549,585 10/1985 Emerson ..... 141/105 X

[76] Inventor: Carter S. Gette, 3900 County Line Rd., No. 13-C, Tequesta, Fla. 33458

Primary Examiner—Wallace R. Burke  
Assistant Examiner—Brian N. Vinson  
Attorney, Agent, or Firm—Malin, Haley, & McHale

[\*\*] Term: 14 Years

[57] CLAIM

[21] Appl. No.: 851,406

The ornamental design for a funnel for simultaneous mixing and dispensing of gasoline and oil for use in internal combustion engines, as shown and described.

[22] Filed: Apr. 11, 1986

[52] U.S. Cl. .... D23/200; D7/68

DESCRIPTION

[58] Field of Search ..... D23/200; D7/68, 42; D9/435-436, 447; 141/105, 107, 331-333; 222/129, 145, 488, 566; 184/105.1

FIG. 1 is a front elevational view of a funnel for simultaneous mixing and dispersing of gasoline and oil for use in internal combustion;

[56] References Cited

U.S. PATENT DOCUMENTS

D. 277,937 3/1985 Fortuna ..... D9/447  
D. 282,807 3/1986 Hasse ..... D7/68  
D. 294,581 3/1988 Storlie ..... D15/5  
3,166,221 1/1969 Nielsen ..... 222/566 X

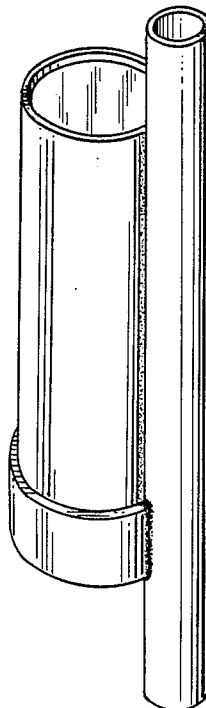
FIG. 2 is a top plan view thereof;

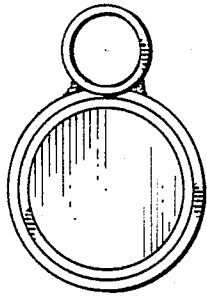
FIG. 3 is a bottom plan view thereof;

FIG. 4 is a right side elevational view thereof, the left side being a mirror image of that shown;


FIG. 5 is a rear elevational view thereof; and

FIG. 6 is a top, rear and right side perspective view thereof.







*Fig. 2.*



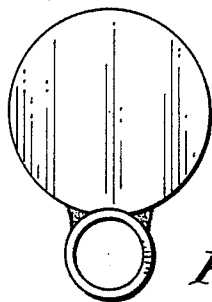
*Fig. 1.*



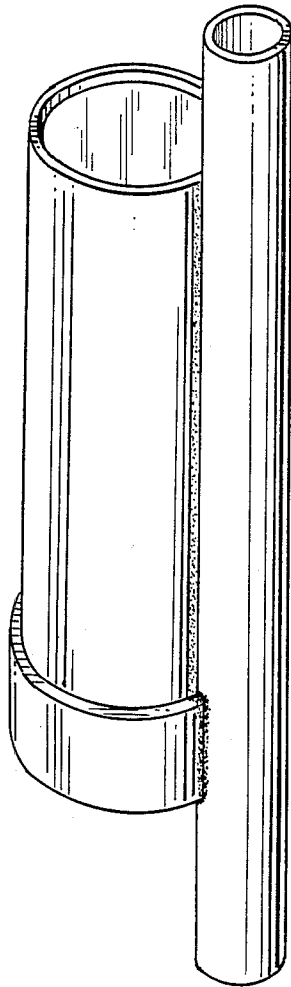
*Fig. 4.*



*Fig. 5.*



*Fig. 3.*



*Fig. 6.*