

No. 730,550.

PATENTED JUNE 9, 1903.

M. MILLER.

MOP.

APPLICATION FILED FEB. 28, 1903.

NO MODEL.

Fig. 1.

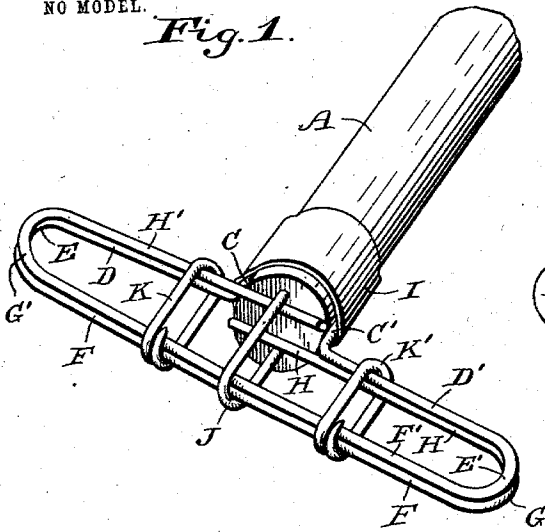


Fig. 2.

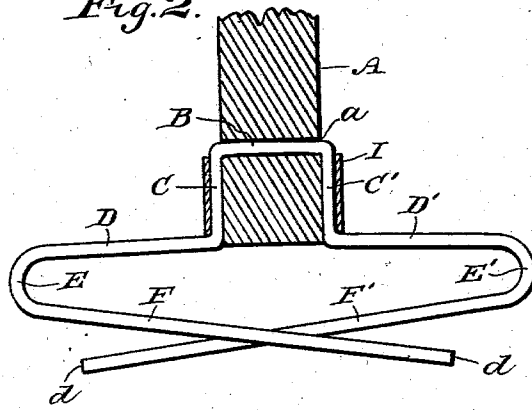


Fig. 3.

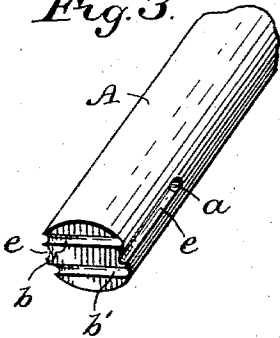


Fig. 4.

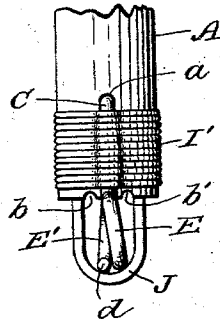
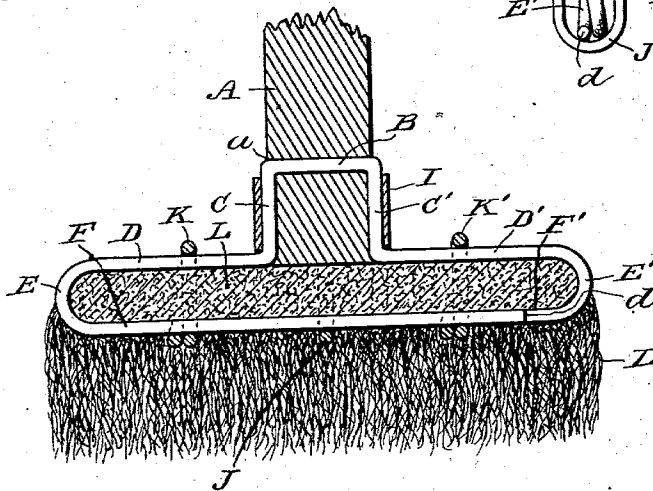


Fig. 5.



WITNESSES:

Wm. H. Payne.
Stella Snider

INVENTOR:

Mallory Miller,
 BY *E. J. Silvius,*
 ATTORNEY.

UNITED STATES PATENT OFFICE.

MALLORY MILLER, OF INDIANAPOLIS, INDIANA.

MOP.

SPECIFICATION forming part of Letters Patent No. 730,550, dated June 9, 1903.

Application filed February 23, 1903. Serial No. 145,514. (No model.)

To all whom it may concern:

Be it known that I, MALLORY MILLER, a citizen of the United States, residing at Indianapolis, in the county of Marion and State of Indiana, have invented new and useful Improvements in Mops; and I do declare the following to be a full, clear, and exact description of the invention, reference being had to the accompanying drawings, and to the letters of reference marked thereon, which form a part of this specification.

My invention relates to mops for scrubbing or washing floors; and it has particular reference to the handles and to the heads for holding the fabrics or mops proper, so that they may be used by means of the handles.

The object of the invention is to cheaply provide mops, and particularly strongly-formed holders and handles for holding the mops proper, so that after wearing out a mop the handle and holder may be thrown away without material loss.

The invention consists in a novel holder for attaching fabrics permanently to handles and in the novel manner of attaching the holder to handles and also to the mops proper; and the invention also consists in the novel parts and in the combination and arrangement of parts, as hereinafter particularly described and claimed.

Referring to the drawings, in which similar reference characters indicate like parts, Figure 1 represents, perspectively, a mop-holder and fragment of a handle constructed substantially in accordance with my invention; Fig. 2, a fragmentary longitudinal central sectional view of the mop-handle and a view in elevation of the holder somewhat modified in connection therewith, the holder being only partially formed; Fig. 3, a fragmentary perspective view of the bare handle; Fig. 4, a fragmentary elevation of the handle and holder completed, as shown substantially in Fig. 2; and Fig. 5, a fragmentary longitudinal central sectional view of the handle and the mop proper and the holder in elevation connected therewith, the fabric being curtailed in length, as when worn out. The planes on which the sectional views in Figs. 2 and 5 are taken correspond to a line which may be drawn vertically through the center of the view in Fig. 4.

In construction I provide a wooden handle A, in which a hole *a* is bored transversely, somewhat near the head end thereof, to which the mop is to be applied. Usually grooves *b b'* are cut transversely in the end of the handle in the same direction as the hole *a* or parallel thereto.

The holder comprises, essentially, a base-bar B, which is the central portion of a suitable piece of metallic wire that is first inserted in the hole *a* and then bent over against the opposite sides of the handle, so that the bar is secured in the hole *a* by means of the adjacent portions, that form shanks C C'. The wire is further bent, so as to form substantially right-angled holder-arms D D', extending in opposite directions from the shanks and also from the end of the handles. The cotton yarn or fabric for the mop may be placed against the arms D D' either at this or a little later stage of the construction. The wire is again bent at two points, so as to form U-shape extremities E E' for the arms D D', the extremities retaining the sides or edges of the mop L, which being placed in position the wire is further bent toward the arms D D' against the mop-forming binding-bars F F', the ends *d d'* of which extend nearly to the opposite extremities E E'. In some cases the wire may be cut longer than is required for the above-described construction, and the bars F F' are made longer and are bent about to form curved ends G G', as in Fig. 1, supplemental arms H H' extending from the ends G G' along the sides of the arms D D' and onto the end of the handle A, preferably across the end, and in the grooves *b b'* when provided.

The shanks C C' are held tightly against the handle by means either of a ferrule or metal band I or wire binding I', and in formation of the shanks they may be pressed into the wood somewhat, or grooves *e* may be cut into the sides of the handle from the hole *a* to the end thereof to receive the shanks.

For securing the binding-bars and aiding in holding the mop fabric a staple J is driven into the end of the handle, with the points of the staple avoiding the bar A and also the bars H H', the two latter being preferably between the stems of the staple, the staple be-

ing driven through the fabric and bearing against the bars F F'.

Split links K K' are formed about the arms D D' and also the arms H H', if employed, extending about the bars F F', the links being forced through the mop as staples and formed while the mop is in position in the holder. The links are placed suitably near the handle when employed. In some cases the links may be employed instead of the staple J, and it will be obvious that when the staple J is employed in some cases the links may be dispensed with, such variations being dependent upon the sizes of mops and the dimensions of the wire used in forming the holders.

It will be seen that various kinds of mop fabric may be employed with the holder and handle and that the fabric is folded or doubled over the bars F F', so that most of the holder is hidden and unobstructive in use and that there are no sharp metallic parts to project and mar finely-finished floors.

In practical use the mop may be manipulated in the usual well-known manner, the handle being of the usual length.

Having thus described my invention, what I claim as new is—

1. A mop-head comprising a handle having a transverse hole, a holder comprising a base-bar seated in the hole, opposing shanks extending from the base-bar against the sides of the handle, holder-arms extending from the shanks, binding-bars connected with the holding-arms and extending in opposite directions parallel to one another forming a double bar, a staple seated in the handle and extending about the double bar, and a band extending about the handle securing the shanks thereto, substantially as set forth.

2. A mop-head comprising a handle having a transverse hole, a holder comprising a base-

bar seated in the hole, opposing shanks extending from the base-bar against the sides of the handle, holder-arms extending from the shanks, and parallel binding-bars connected with the arms and extending therefrom in opposite directions, links engaging the arms and the binding-bars, and a band extending about the handle and securing the shanks to the sides of the handle, substantially as set forth.

3. A mop-head comprising a handle having grooves in opposite sides thereof, a holder comprising shanks seated in the grooves, holder-arms extending from the shanks, parallel binding-bars connected with the arms and extending in opposite directions, and supplemental arms connected with the binding-bars and extending alongside the holding-arms to the end of the handle, a staple attached to the handle and extending about the binding-bars, and securing means binding the shanks in the grooves, substantially as set forth.

4. A mop-head comprising a handle having parallel grooves transversely in the end thereof, a holder comprising shanks extending at opposite sides of the handle, holder-arms extending from the shanks, supplemental arms seated in the parallel grooves and extending alongside the holder-arms, and parallel binding-bars connected with the holder-arms and also with the supplemental arms, a staple attached to the handle near the grooves and extending about the binding-bars, and securing means binding the shanks against the handle, substantially as set forth.

In testimony whereof I affix my signature in presence of two witnesses.

MAILLORY MILLER.

Witnesses:

HARRY D. PIERSON,
E. T. SILVIUS.