

THE REPUBLIC OF CYPRUS

Department of Registrar of Companies and Official Receiver

**ΚΥΠΡΙΑΚΟ ΓΡΑΦΕΙΟ ΔΙΠΛΩΜΑΤΩΝ
ΕΥΡΕΣΙΤΕΧΝΙΑΣ
THE PATENT OFFICE OF CYPRUS**

**ΑΡΙΘΜΟΣ ΔΗΜΟΣΙΕΥΣΗΣ CY1571
PUBLICATION NUMBER**

ΑΡΙΘΜΟΣ ΔΗΜΟΣΙΕΥΣΗΣ
ΓΡΑΦΕΙΟΥ ΔΙΠΛΩΜΑΤΩΝ ΕΥΡΕΣΙΤΕΧΝΙΑΣ
ΗΝΩΜΕΝΟΥ ΒΑΣΙΛΕΙΟΥ
UK PATENT OFFICE
PUBLICATION NUMBER GB2173798

Το έγγραφο που παρουσιάζεται πιο κάτω καταχωρήθηκε στο «Γραφείο Διπλωμάτων Ευρεσιτεχνίας» στην Αγγλία σύμφωνα με το Νόμο Κεφ. 266 πριν την 1^η Απριλίου 1998. Δημοσίευση έγινε μετέπειτα από το Γραφείο Διπλωμάτων Ευρεσιτεχνίας του Ηνωμένου Βασιλείου μόνο στην Αγγλική γλώσσα.

**The document provided hereafter was filed at "The Patent Office"
in England under the law CAP.266 before the 1st of April 1998.
It was published afterwards by the UK patent office only in English.**

(12) UK Patent Application (19) GB (11) 2 173 798 A

(43) Application published 22 Oct 1986

(21) Application No 8609661

(22) Date of filing 21 Apr 1986

(30) Priority data

(31) 725871

(32) 22 Apr 1985

(33) US

(71) Applicant
**Bristol-Myers Company (USA-Delaware),
345 Park Avenue, New York 10154, United States of
America**

(72) Inventors
**Hideaki Hoshi,
Jun Okumura,
Yoshio Abe,
Takayuki Naito,
Shimpei Aburaki**

(74) Agent and/or Address for Service
**Carpmaels & Ransford, 43 Bloomsbury Square,
London WC1A 2RA**

(51) INT CL⁴
C07D 501/00

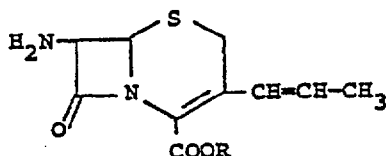
(52) Domestic classification (Edition H):
**C2C 1314 200 214 220 226 22Y 256 25Y 292 29X 29Y
321 32Y 351 352 366 367 368 699 AA LX
U1S 1347 C2C**

(56) Documents cited
None

(58) Field of search
C2C

(54) **Cephalosporanic acid derivatives**

(57) This invention provides novel cephalosporin intermediates,
7 β -amino-3-[(Z)-1-propen-1-yl]-3-cephem-4-carboxylic acid and esters thereof having the general formula



wherein the configuration of the 3-propenyl group is Z sometimes referred to as *cis*- and R is hydrogen or a conventional carboxy-protecting group, and acid addition salts thereof and the metal salts of the foregoing substance wherein R is hydrogen. These compounds are useful as intermediates for preparation of orally active cephalosporins.

GB 2 173 798 A

acid and other acids known and used in the cephalosporin arts.

Those substances of Formula I wherein R is hydrogen also form metal salts. Synthetically suitable metal salts include the sodium, potassium, calcium, magnesium, aluminum, and zinc salts.

The most preferred compounds of the invention are:

- | | | |
|----|--|----|
| 5 | 1. Diphenylmethyl 7 β -amino-3-[(Z)-1-propen-1-yl]-3-cephem-4-carboxylate. | 5 |
| | 2. Diphenylmethyl 7 β -amino-3-[(Z)-1-propen-1-yl]-3-cephem-4-carboxylate hydrochloride. | |
| | 3. Diphenylmethyl 7 β -amino-3-[(Z)-1-propen-1-yl]-3-cephem-4-carboxylate sulfate. | |
| | 4. Sodium 7 β -amino-3-[(Z)-1-propen-1-yl]-3-cephem-4-carboxylate. | |
| | 5. Potassium 7 β -amino-3-[(Z)-1-propen-1-yl]-3-cephem-4-carboxylate. | |
| 10 | 6. 7 β -Amino-3-[(Z)-1-propen-1-yl]-3-cephem-4-carboxylic acid. | 10 |

Detailed description of the invention

In another aspect, this invention relates to processes for the preparation of the compounds of Formula I. Preferred procedures are shown in Reaction Schemes 1 and 2.

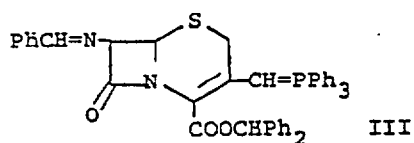
- | | | |
|----|--|----|
| 15 | In reaction Scheme 1, the diphenylmethyl group is shown as the preferred carboxy-protecting group. It will be appreciated by those skilled in the art that other carboxyl-protecting groups, well-known in the art, may be used. | 15 |
|----|--|----|

- | | | |
|----|--|----|
| 20 | In the Wittig reaction of Compound III with acetaldehyde, we have found that addition of an appropriate lithium halide such as lithium chloride, lithium bromide or lithium iodide improves the yield and portion of Z/E isomer of the reaction product IIa. The reaction is preferably carried out with 5 to 15 chemical equivalents, preferably 10 equivalents of lithium bromide. | 20 |
|----|--|----|

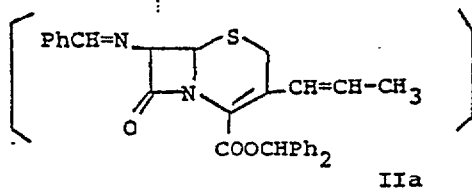
- | | | |
|----|---|----|
| 25 | Methylene chloride is the preferred reaction medium preferably containing a cosolvent such as dimethylformamide or isopropanol in minor proportions of from about 1/10 to 1/3 part by volume per part of methylene chloride. Reaction temperatures in the range of -10°C to +25°C are appropriate with 0° to 25°C being preferred. The Wittig product IIa is extracted into a suitable organic solvent such as ethyl acetate and the extract is treated with Girard's reagent T to afford the 7-aminoceph-3-em compound of the present invention, Ia. Refer to Procedure 3 hereof. Subsequent treatment of Ia with trifluoroacetic acid (TFA) yields 7 β -amino-3-[(Z)-1-propen-1-yl]-3-cephem-4-carboxylic acid (Ib, Procedure 7) in the ratio of Z/E = 9/1. Acylation of Ib with p-hydroxyphenylglycine by a conventional acid chloride method or an activated ester method yields the orally effective cephalosporin V of the parent application Serial No. 564,604. | 25 |
| 30 | | 30 |

An alternative route, acylation of 7 β -amino-3-propen-1-yl cephalosporin ester Ia with the N-BOC (*tert*-butoxycarbonyl) blocked p-hydroxyphenylglycine in the presence of DCC (dicyclohexylcarbodiimide) and followed by deblocking with TFA (trifluoroacetic acid) also yields the cephalosporin V.

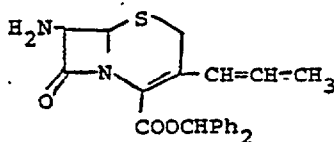
Scheme 1



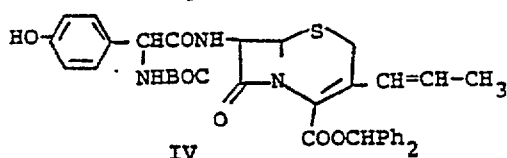
Procedure 3



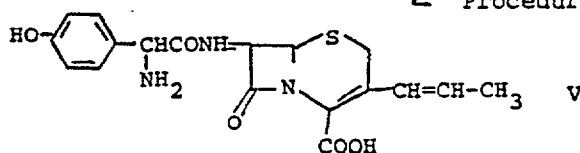
Procedure 3



Procedure 5

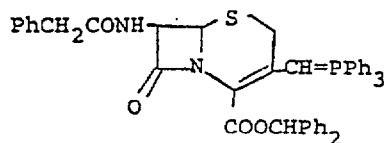


Procedure 6

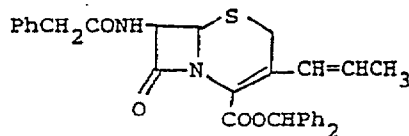


BMV-28100

Scheme 2

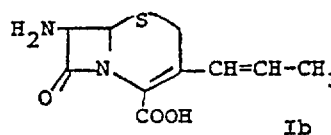


Procedure 10



Procedure 11

Procedure 7, or 8



Procedure 9

Description of specific embodiments

The following abbreviations which appear in the experimental procedures have the meaning indicated below:

Ph	= phenyl
BOC	= $-\text{COOC}(\text{CH}_3)_3$
DCC	= dicyclohexylcarbodiimide
TFA	= trifluoroacetic acid
EtOAc	= ethyl acetate
DMF	= dimethylformamide

*Procedure 1**Diphenylmethyl 7-benzylideneamino-3-triphenylphosphoniomethyl-3-cephem-4-carboxylate chloride*

To a suspension of diphenylmethyl 7-amino-3-chloromethyl-3-cephem-4-carboxylate hydrochloride (200 g, 0.44 mole) in CH_2Cl_2 (940 ml) was added 1 N NaOH (440 ml) at room temperature. The mixture was shaken for 10 minutes and the organic layer was separated. To this organic layer were added MgSO_4 (75 g) and benzaldehyde (51 g), 0.48 mole) and the mixture was allowed to stand for 3 hours at room temperature. The reaction mixture was filtered and the insolubles were washed with CH_2Cl_2 (200 ml). To the combined filtrate and washings was added triphenylphosphine (126 g, 0.48 mole). The mixture was con-

centrated to about 400 ml under reduced pressure and allowed to stand for 4 days. The resulting viscous oil was diluted with ethyl acetate (1 l) and triturated to separate the title compound, a pale yellow crystalline powder which was collected by filtration and dried *in vacuo* Yield 322 g (96%). M.p. 185~190°C (dec.).

5 IR: $\nu_{\text{max}}^{\text{KBr}}$ cm^{-1} 1780, 1720, 1630.

5

UV: $\lambda_{\text{max}}^{\text{CH}_2\text{Cl}_2}$ nm (ϵ) 260 (24100).

Procedure 2

10 *Diphenylmethyl 7-benzylideneamino-3-[(triphenylphosphoranylidene)-methyl]-3-cephem-4-carboxylate* (III)

10

A mixture of diphenylmethyl 7-benzylideneamino-3-triphenylphosphoniomethyl-3-cephem-4-carboxylate chloride (322 g, 0.42 mole) and 5 N Na_2CO_3 (252 ml) in CH_2Cl_2 (1.6 l) was stirred vigorously for 15 minutes at room temperature. The organic layer was separated, dried over MgSO_4 and concentrated to about 500 ml of volume. The concentrate was diluted with acetone (1 l), with stirring, to give a light yellow crystalline powder which was collected by filtration to yield 237 g (78%) of 3, melting at 195~198°C (dec.).

15

20 IR: $\nu_{\text{max}}^{\text{KBr}}$ cm^{-1} 1770, 1620.

20

UV: $\lambda_{\text{max}}^{\text{CH}_2\text{Cl}_2}$ nm (ϵ) 254 (23000), 389 (22000).

NMR: δ_{CDCl_3} ppm 2.56 & 3.16 (2H, ABq), 5.00 (1H, d, J=4 Hz), 5.23 (1H, d, J=4 Hz), 5.47 (1H, d, J=22 Hz), 6.95 (1H, s), 7.2~7.8 (30H, m), 8.55 (1H, s).

25

Procedure 3

Diphenylmethyl 7-amino-3-[(Z)-1-propen-1-yl]-3-cephem-4-carboxylate hydrochloride (Ia hydrochloride)

30 To a cold solution of LiBr (19 g, 216 m moles) in a mixed solvent of dry dimethylformamide (100 ml) and CH_2Cl_2 (300 ml) were added acetaldehyde (20 ml, 360 m moles) and diphenylmethyl 7-benzylideneamino-3-[(triphenylphosphoranylidene)methyl]-3-cephem-4-carboxylate (III) (15 g, 20 m moles) at -5°C . The mixture was allowed to stand for 20 hours at $-5\sim-10^\circ\text{C}$ and then 5 hours at room temperature. The resulting light brown solution was concentrated at ca. 100 ml of volume *in vacuo* and added to a two

35 layer solvent of ethyl acetate (400 ml) and H_2O (400 ml). The upper layer was separated and diluted with isopropyl ether (400 ml). Silica gel (Wako gel C-100, 40 g) was added to the mixture. The mixture was shaken for 5 minutes and filtered through a pad of diatomaceous filter aid. Insolubles were washed with a mixed solvent of ethyl acetate-isopropyl ether (1/1, 200 ml). The combined filtrate and washings were concentrated to ca. 400 ml of volume. A 0.5 M Girard reagent T solution in methanol (60 ml) and acetic

40 acid 96 ml) was added to the above concentrate and the mixture was stirred for 15 minutes at room temperature. The mixture was evaporated to ca. 200 ml of volume, washed with H_2O (200 ml), sat. aq. NaHCO_3 (3x20 ml) and brine (20 ml) successively, dried over MgSO_4 , treated with charcoal and concentrated to ca. 50 ml. To the concentrate was added N HCl in methanol (40 ml) at room temperature and left standing for 15 minutes. The mixture was evaporated to ca. 30 ml and diluted by addition of ether

45 (300 ml). The precipitate was collected by filtration and dried over P_2O_5 to give 7.9 g of light yellow powder. A solution of the powder (7.3 g) in a mixed solvent of methanol (80 ml) and ethyl acetate (80 ml) was treated with charcoal, concentrated to ca. 100 ml, seeded with crystalline hydrochloride of the title compound, diluted slowly with ether (80 ml) and stirred for 1 hour. The separated colorless crystals were collected by filtration and dried over P_2O_5 *in vacuo* to give 6.3 g (71%) of the title compound. This prod-

50 uct is a mixture of the isomers Z and E with reference to the propenyl moiety at the 3 position (Z/E=9/1 by HPLC) (Lichrosorb RP-18, 80% CH_3OH -pH 7.2 phosphate buffer, 254 nm, 1 ml/min.).

30

35

40

45

50

IR: $\nu_{\text{max}}^{\text{KBr}}$ cm^{-1} 2850, 1785, 1725.

55

55 UR: $\lambda_{\text{max}}^{\text{EtOH}}$ nm ($E_{1\%}^{1\text{cm}}$) 287 (173).

NMR: $\delta_{\text{DMSO}-d_6}$ ppm 1.47 (27/10H, d-d, J=7, 2 Hz, =CHCH₃, cis), 1.74 (3/10H, d, J=7 Hz, =CHCH₃, trans), 3.47 & 3.8 (each 1H, d, J=16 Hz), 5.13 (1H, d, J=4.5 Hz, 6-H), 5.23 (1H, d, J=4.5 Hz, 7-H), 5.62 (1H, d-q, J=10 & 7 Hz, 3-CH=CH), 6.24 (1H, d-d J=10 & 2 Hz, 3-CH), 6.81 (1H, s, CHPh₂), 7.35 (10H, m, Ph-H).

60

60

Procedure 4

Diphenylmethyl 7-amino-3-[(Z)-1-propen-1-yl]-3-cephem-4-carboxylate (Ia)

To a stirred suspension of the hydrochloride of diphenylmethyl 7-amino-3-[(Z)-1-propen-1-yl]-3-cephem-4-carboxylate (5 g, 11.3 m moles) in H_2O (20 ml) and ethyl acetate (40 ml) was added NaHCO_3 until the

65

pH of the mixture became 8. The organic layer was washed with sat. aq. NaCl (5 ml), dried over MgSO_4 and concentrated to ca. 20 ml of volume. The resulting solution was diluted with isopropyl ether (10 ml) and seeded with crystalline Ia. Additional isopropyl ether (30 ml) was added slowly to the mixture with stirring. After 15 minutes the separated colorless crystals were collected by filtration, washed with isopropyl ether (10 ml) and dried over P_2O_5 *in vacuo* to give 4.3 g (94%) of the title compound (Z/E=9/1 by HPLC) (Lichrosorb RP-18 80% methanol - pH 7.2 phosphate buffer, 254 nm, 1 ml/min).

IR: $\nu_{\text{max}}^{\text{KBr}}$ cm^{-1} 3450, 1765, 1730.

10 UV: $\lambda_{\text{max}}^{\text{EtOH}}$ nm ($E_{1\%}^{1\text{cm}}$) 289 (185).

NMR: δ_{CDCl_3} ppm 1.43 (3H, d-d, $J=2$ & 7 Hz, $\text{CH}=\text{CHCH}_3$), 1.66 (2H, br, s, disappeared by D_2O , NH_2), 3.23 & 3.55 (each 1H, d, $J=17$ Hz, 2-H), 4.73 (1H, d, $J=4.5$ Hz, 6-H), 4.96 (1H, d, $J=4.5$ Hz, 7-H), 5.46 (1H, d-q, $J=10$ & 7 Hz, 3-CH=CH), 6.06 (1H, br, d, $J=10$ Hz, 3-CH), 6.94 (1H, s, CHPh_2), 7.3 (10H, m, Ph-H).

15 *Procedure 5*

Diphenylmethyl 7-[(D)- α -(t-butoxycarbonylamino)- α -(4-hydroxyphenyl)acetamido]-3-[(Z)-1-propen-1-yl]-3-cephem-4-carboxylate (IV)

20 A mixture of diphenylmethyl 7-amino-3-[(Z)-1-propen-1-yl]-3-cephem-4-carboxylate (Ia) (4.2 g, 10.4 m moles), (D)- α -(t-butoxycarbonylamino)- α -(4-hydroxyphenyl)acetic acid (3.3 g, 12.5 m moles) and DCC (2.6 g, 12.5 m moles) in ethyl acetate (104 ml) was stirred for 1.5 hours at room temperature. The mixture was filtered and insolubles were washed with ethyl acetate (10 ml). The filtrate and the washings were combined and washed with sat. aq. NaHCO_3 (3 \times 5 ml), brine (5 ml), 10% HCl (5 ml) and brine successively, dried over MgSO_4 , treated with charcoal and filtered. The filtrate was concentrated to ca. 10 ml and diluted with n-heptane (20 ml). The precipitate was collected by filtration and dried over P_2O_5 *in vacuo*. Yield 7.8 g (90% pure, quantitative in weight) as colorless powder (Z/E=9/1 based on HPLC) (Lichrosorb RP-18, 80% methanol-pH 7.2 phosphate buffer, 254 nm, 1 ml/min.).

30 IR: $\nu_{\text{max}}^{\text{KBr}}$ cm^{-1} 3400, 1790, 1720, 1690.

UV: $\lambda_{\text{max}}^{\text{EtOH}}$ nm ($E_{1\%}^{1\text{cm}}$) 278 (113), 289 (115), 295 (95).

35 NMR: δ_{CDCl_3} ppm 1.3-1.45 (12H), m, BOC-H & $=\text{CH}-\text{CH}_3$), 3.08 & 3.33 (each 1H, d, $J=18$ Hz, 2-H), 4.92 (1H, d, $J=4.5$ Hz, 6-H), 5.06 (1H, d, $J=6$ Hz, by D_2O , CHN), 5.5 (1H, d-q, $J=10$ & 7 Hz, 3-CH=CH), 5.68 (1H, d-d, $J=4.5$ & 8 Hz, d, $J=4.5$ Hz by D_2O , 7-H), 6.01 (1H, d, $J=10$ Hz, 3-CH), 6.65 & 7.08 (each 2H, d, $J=8$ Hz, 6.71 (1H, d, $J=8$ Hz, disappeared by D_2O , 7- NH_2). 6.88 (1H, s, CHPh_2), 7.3 (10H, m, Ph-H).



40 *Procedure 6*

BMV-28100; 7-[(D)-2-amino-2-(4-hydroxyphenyl)acetamido]-3-(propen-1-yl)-3-cephem-4-carboxylic acid (V)

45 A mixture of diphenylmethyl 7-[(D)- α -(t-butoxycarbonylamino)- α -(4-hydroxyphenyl)acetamido]-3-[(Z)-1-propen-1-yl]-3-cephem-4-carboxylate (IV) which was prepared in Procedure 5 (90% pure, 7.7 g, 10.6 m moles), anisole (7.7 ml) and trifluoroacetic acid (77 ml) was stirred for 1 hour at room temperature. The mixture was concentrated *in vacuo*. Toluene (50 ml) was added to the concentrate and the mixture was evaporated *in vacuo*. Ether (200 ml) was added to the residual oil. The separated solid was collected by filtration, washed with ether (20 ml) and dried over KOH *in vacuo* to afford 5.3 g of trifluoroacetic acid (TFA) salt of BMV-28100. The salt (5.3 g) was dissolved in H_2O (100 ml), treated with charcoal and placed on a column packed with Diaion HP-20 (0.6 l). The column was washed with H_2O (4 l) and eluted with 40% aqueous MeOH. The methanolic fractions (1.7 l) containing the desired product were collected and evaporated to ca. 20 ml of volume. The concentrate was diluted slowly with acetone (100 ml). The separated colorless crystalline powder was collected by filtration, washed with acetone (20 ml) and dried over P_2O_5 *in vacuo* to give 4 g (97%) of BMV-28100 (Z/E=9/1, Zwitterion) (Lichrosorb RP-18, 20% methanol - pH 7.2 phosphate buffer, 254 nm, 1 ml/min).

Procedure 7

60 *7-amino-3-[(Z)-1-propen-1-yl]ceph-3-em-4-carboxylic acid, Ib*

To a stirred solution of 260 ml anisole and 1.38 l of trifluoroacetic acid (TFA) cooled to 0°C was added 149.7 g (0.338 mole) of diphenylmethyl 7-amino-3-[(Z)-1-propen-1-yl]-3-cephem-4-carboxylic acid hydrochloride (0.338 mole, Procedure 3 or 11). The resulting slurry was then stirred at room temperature for 1 hour. Most excess of TFA was removed *in vacuo* on the rotary evaporation. The residual supernatant solution was decanted and the residual slurry was triturated with 1.5 l of dry ether during 1 hour. The

65

crystalline product was filtered and dried over P_2O_5 to give 87.24 g lb trifluoroacetate. These 87.24 g of the trifluoroacetate were suspended and stirred into 900 ml of water (pH ca. 2.5). The mixture was cooled to $+5^\circ\text{C}$ and then adjusted to pH 0.6 with 12 N HCl. The yellow solution was charcoal treated and the slurry was filtered on a diatomaceous filter aid pad. The resulting solution was cooled to $+5^\circ\text{C}$ and the pH was adjusted to 2.0 with 20% NaOH. The suspension was kept 1 hour in a refrigerator to aid crystallization. The crystals were collected, washed with 800 ml of water, 800 ml of acetone and vacuum dried at room temperature. Yield 69.4 g (85.5%). Contains 9.7% of trans isomer (determined by HPLC column RP18 MERCK; $H_2(NH_4)PO_4$, 0.1 mole 95 ml + CH_3CN 5 ml; detected at 290 nm).

10 Procedure 8

7-amino-3-((Z)-1-propen-1-yl)-3-cephem-4-carboxylic acid, lb

A solution of the phosphoranyl compound III as produced by Procedure 2 (50.0 g, 68.7 m mole) in CH_2Cl_2 (500 ml) was mixed with a solution of lithium bromide (29.8 g, 343 m mole) in dry DMF (170 ml) containing a small amount of CH_2Cl_2 (10 ml) and then with anhydrous acetaldehyde (39 ml, 687 m mole; prepared from paraldehyde and toluenesulfonic acid by distillation, according to the procedure of N.L. Drake and G.B. Cook, Org. Syn. Col. Vol. II, p. 407). The mixture was placed in a sealed vessel and kept at 20°C for 2 days. The reaction mixture being evaporated, the residual liquid was diluted with EtOAc (800 ml), washed with water (3×300 ml) and a saturated NaCl solution (300 ml), and evaporated to give the blocked 3-propenyl solution (300 ml), and evaporated to give the block 3-propenyl derivative IIa as foamy solid (34 g), which was used for the next reaction without further purification.

The crude IIa obtained above was treated with 98% formic acid (35 ml) and concentrated HCl (17 ml, 206 m mole) at room temperature for 1 hour. To the reaction mixture was added water (350 ml) to separate an oily layer, which was washed out with EtOAc (3×100 ml). The pH of the aqueous layer was adjusted to about 3 with 4N NaOH (ca. 65 ml) under stirring to give crystalline solid, which was collected by filtration and washed with water (50 ml) to afford the title compound (lb, 9.7 g, 59%). HPLC [Lichrosorb RP-18, 4×300 mm, MeOH: phosphate buffer (pH 7) = 15 : 85] showed that this product was an 83:17 mixture of Z and E isomers about the double bond of the 3-propenyl group. M.p. 200°C (dec.).

IR: ν_{\max} (KBr) in cm^{-1} 3420, 1805, 1620.

UV: λ_{\max} (pH 7 phosphate buffer) in nm (ϵ) 283 (8900).

PMR: δ (D_2O + $NaHCO_3$) in ppm 1.69 and 1.88 (3H, each d, $J=6.0$ Hz, Z and E of $-CH=CH-CH_3$), 3.38 and 3.72 (2H, Abq, $J=17$ Hz, H-2), 5.18 (1H, d, $J_{6,7}=5.0$ Hz, H-6), 5.51 (1H, d, H-7), ca. 5.8 (1H, m, $-CH=CH-CH_3$) and 6.06 (1H, d, $J=11$ Hz, $-CH=CH-CH_3$).

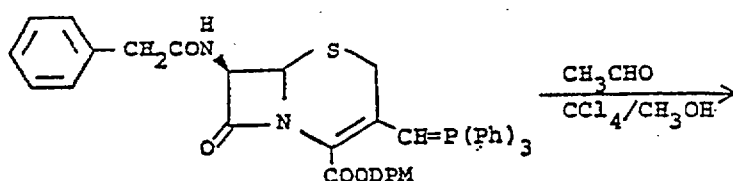
Anal. Calcd. for $C_{10}H_{12}N_2O_3S$: C, 49.44; H, 5.03; N, 11.66; S, 13.34%.
Found: C, 50.20; H, 4.94; N, 10.93; S, 12.82%.

Procedure 9

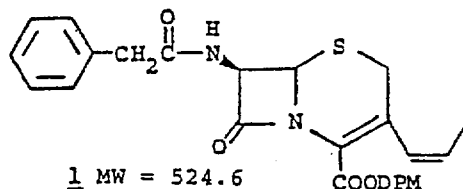
7-[(D)-2-amino-2-(4-hydroxyphenyl)acetamido]-3-((Z)-1-propen-1-yl)-3-cephem-4-carboxylic acid, V
Dimethylaniline (1.7 ml, 13.1 m mole), trimethylsilyl chloride (2.1 ml, 16.4 m mole) and triethylamine (TEA, 2.3 ml, 16.4 m mole) were added successively to a suspension of lb produced by Procedure 8 (1.58 g, 6.56 m mole) in CH_2Cl_2 (16 ml) under ice-cooling. The mixture was stirred at room temperature for 30 minutes. To the mixture was added portionwise under stirring D-p-hydroxyphenylglycyl chloride hydrochloride (1.46 g 6.56 m mole) and the reaction was monitored by HPLC [Lichrosorb RP-18, 4×300 mm, MeOH: phosphate buffer (pH 7) = 25:75]. An additional amount of the glycyl chloride was added to the mixture 3 times at 15 minute intervals (291 mg each) to complete the acylation. After the addition of dry MeOH (2.0 ml) containing dry DMF (0.1 ml), the resulting clear solution was neutralized with TEA (3.2 ml) to pH 6 and then diluted with CH_2Cl_2 (30 ml) to give a precipitate, which was collected by filtration and washed with CH_2Cl_2 (10 ml) to give the title compound as the dimethylformamide solvate (2.39 g, yield 94%; ca. 50% pure; Z/E = 47:12 by HPLC).

Procedure 10

Diphenylmethyl 7-phenylacetamido-3-((Z)-propen-1-yl)ceph-3-em-4-carboxylate, IX



MW = 758.8

1 MW = 524.6

A stirred solution of 18 l of CCl_4 , methanol and 12 g *p*-benzoyl benzoic acid was cooled to 8°C 970 ml of acetaldehyde were added. The temperature of the resulting solution rose to $+14^\circ\text{C}$. After five minutes, 588 g (0.7749 mole) of diphenylmethyl 7-phenylacetamido-3-[(triphenylphosphoranylidene)methyl]-3-cephem-4-carboxylate was added. The cooling bath was removed and the mixture vigorously stirred for 4 hours at 35°C shaded from light under an N_2 atmosphere until complete dissolution of the phosphorane had occurred.

The resulting solution was vacuum concentrated and the residue was dissolved in 2 l of ethanol, and the solution was vacuum concentrated to a semi-crystallized residue which was slurried with 3 l of ethanol.

The mixture was stirred for 2 hours at $+5^\circ\text{C}$ and let stand overnight, crystals were collected twice, washed with ethanol, and vacuum dried at room temperature. Yield 191 g (47%). M.p. $124\text{--}128^\circ\text{C}$ contains 7.5% of trans isomer (determined by HPLC column Lichrosorb Si 60 $5\text{ }\mu\text{m}$ Merck eluted with 85% toluene, 15% ethyl acetate).

Procedure 11

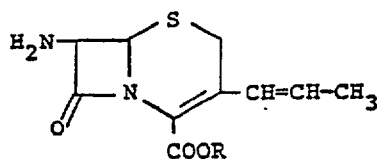
Diphenylmethyl 7-amino-3-[(Z)-propen-1-yl]ceph-3-em-4-carboxylate hydrochloride, 1a

To a stirred solution of 159.7 g (0.767 mole) of PCl_5 in 2.8 l CH_2Cl_2 were added 56.7 ml (0.700 mole) of pyridine in 280 ml CH_2Cl_2 over a 20 minute period. Under a nitrogen atmosphere the slurry was cooled to 2°C while 256 g of IX produced by Procedure 10 (0.488 mole) was added. The mixture was stirred for 40 minutes and the resulting slurry was poured rapidly into a vigorously stirred solution of 1.4 l of CH_2Cl_2 , and 209 ml (2.33 moles) of 1,3-butanediol at -20°C , so that the temperature did not rise above -5°C . The cooling bath was removed and after 45 minutes the temperature rose to 10°C and was held there for 35 minutes. Water (1.0 liter) was added and stirring continued for 5 minutes after which the layers were allowed to separate. The organic layer was washed with 600 ml HCl 2N and then 400 ml saturated brine. The combined aqueous extracts were back-washed with 2×600 ml of CH_2Cl_2 and combined with the original CH_2Cl_2 extract.

The solution was dried over anhydrous MgSO_4 . The MgSO_4 slurry was filtered and the MgSO_4 washed with 2×500 ml CH_2Cl_2 . The combined filtrates were concentrated *in vacuo* on the rotary evaporator to a volume of 2.4 liters and diluted with 2.5 liters of ethyl acetate. The solution was concentrated again to a volume of ca. 1.3 liters. The resulting crystal - slurry was filtered, washed with 3×300 ml ethyl acetate. After air and vacuum drying over P_2O_5 , there was obtained 149.8 g of the title compound as beige crystals. Yield 69.3%.

CLAIMS

1. A compound of the formula



wherein the 3-propenyl group has the Z-configuration and R is hydrogen or a conventional carboxy-protecting group, and acid addition salts thereof and metal salts of the foregoing substance wherein R is hydrogen.

2. The compound of Claim 1 wherein R is a group selected from hydrogen, methoxymethyl, 2,2,2-

trichloroethyl, 2-(trimethylsilyl)ethyl, t-butyl, benzyl, diphenylmethyl, *o*-nitrobenzyl, *p*-nitrobenzyl, trimethylsilyl, t-butyldimethylsilyl, t-butyldiphenylsilyl, allyl, and 2-chloroallyl and acid addition salts thereof.

3. The compound of claim 1 or 2 wherein the acid addition salt is selected from of hydrochloride, sulfate, p-toluenesulfate, and phosphate.

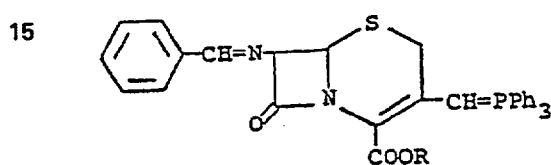
5 4. The compound of Claim 1 or 2 wherein the metal salt is sodium, potassium, calcium, or aluminum salt.

5. The compound of Claim 2 which is diphenylmethyl 7 β -amino-3-[(Z)-1-propen-1-yl]-3-cephem-4-carboxylate and the hydrochloride thereof.

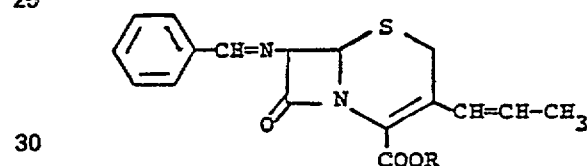
6. The compound of Claim 2 which is 7 β -amino-3-[(Z)-1-propen-1-yl]-3-cephem-4-carboxylic acid and the hydrochloride thereof.

7. The compound of Claim 4 which is sodium 7 β -amino-3-[(Z)-1-propen-1-yl]-3-cephem-4-carboxylate.

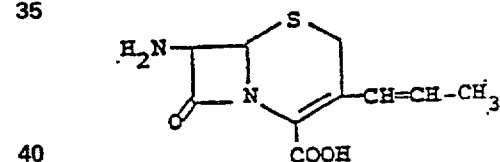
8. The process for preparing a compound as claimed in Claim 1 which comprises reacting the intermediate of the formula



wherein R has the same meaning as in Claim 1, Ph is the phenyl group, with acetaldehyde in an inert organic reaction medium comprising dichloromethane, N, N'-dimethylformamide, isopropanol or a mixture thereof at a reaction temperature between 0°C and 25°C to provide a compound of the formula



and thereafter removing the benzylidene group or both the benzylidene group and the carboxy-protecting group and, if desired, separating the 3-(Z) and 3-(E) isomers to provide the compound of the formula



wherein R has the same meaning as in Claim 1.

9. The process of Claim 8 wherein the reaction with acetaldehyde is carried out in the presence of a lithium halide.

10. The process of Claim 9 wherein the lithium halide is lithium chloride, lithium bromide, or lithium iodide.

11. The process of Claim 9 wherein the lithium halide is lithium bromide.

12. A process as claimed in claim 8, substantially as described in the foregoing Experimental Procedures section.

13. A compound as claimed in claim 1, prepared by a process as claimed in claim 8, 9, 10, 11 or 12.