



US00D735879S

(12) **United States Design Patent**  
**Behar et al.**

(10) **Patent No.:** **US D735,879 S**

(45) **Date of Patent:** **\*\* Aug. 4, 2015**

- (54) **DIAGNOSTIC TEST PADDLE**
- (71) Applicant: **SCANADU INCORPORATED**,  
Moffett Field, CA (US)
- (72) Inventors: **Yves A. Behar**, San Francisco, CA (US);  
**Brandon D. Woolsey**, San Jose, CA  
(US); **Aaron A. Rowe**, San Francisco,  
CA (US); **Willy Carteau**, San Francisco,  
CA (US); **Allice M. Kwan**, Union City,  
CA (US)
- (73) Assignee: **Scanadu Incorporated**, Moffett Field,  
CA (US)
- (\*\*) Term: **14 Years**
- (21) Appl. No.: **29/511,449**
- (22) Filed: **Dec. 10, 2014**

D495,805 S *	9/2004	Lea et al.	.....	D24/216
D497,209 S *	10/2004	Ukon	.....	D24/223
D498,850 S *	11/2004	Ukon	.....	D24/223
D499,813 S *	12/2004	Wu	.....	D24/223
D500,142 S *	12/2004	Crisanti et al.	.....	D24/224
D531,321 S *	10/2006	Godfrey et al.	.....	D24/225
D547,879 S *	7/2007	Lee	.....	D24/223
D548,359 S *	8/2007	Illein et al.	.....	D24/223
D602,599 S *	10/2009	Xiaowei	.....	D24/225
D626,249 S *	10/2010	Wang et al.	.....	D24/223
D634,023 S *	3/2011	Wei	.....	D24/223
D639,977 S *	6/2011	Francis et al.	.....	D24/225
D640,389 S *	6/2011	Francis et al.	.....	D24/225
D654,185 S *	2/2012	Lee	.....	D24/223
D655,424 S *	3/2012	Castanon et al.	.....	D24/225
D660,977 S *	5/2012	Wagner et al.	.....	D24/223
D660,978 S *	5/2012	Wagner et al.	.....	D24/223
D668,350 S *	10/2012	Rowley	.....	D24/225
D668,779 S *	10/2012	Khan et al.	.....	D24/225
D673,288 S *	12/2012	Pierce et al.	.....	D24/216
D673,289 S *	12/2012	Pierce et al.	.....	D24/216
D673,290 S *	12/2012	Pierce et al.	.....	D24/216

(Continued)

**Related U.S. Application Data**

- (62) Division of application No. 29/450,721, filed on Mar. 21, 2013, now Pat. No. Des. 720,864, and a division of application No. 29/510,567, filed on Dec. 1, 2014.
- (51) **LOC (10) Cl.** ..... **24-01**
- (52) **U.S. Cl.**  
USPC ..... **D24/223**
- (58) **Field of Classification Search**  
USPC ..... D24/216, 223-226, 121-122; D10/81;  
422/408, 430, 500, 502, 503, 68.1;  
436/163, 164, 169; 600/573, 584, 300  
See application file for complete search history.

**References Cited**

**U.S. PATENT DOCUMENTS**

D369,868 S *	5/1996	Nazareth et al.	.....	D24/225
D432,244 S *	10/2000	Anderson et al.	.....	D24/223
6,267,722 B1 *	7/2001	Anderson et al.	.....	600/300
D456,082 S *	4/2002	Bouse et al.	.....	D24/223

*Primary Examiner* — T. Chase Nelson

*Assistant Examiner* — Mark Cavanna

(74) *Attorney, Agent, or Firm* — Afford Law Group, Inc.;  
William E. Allord

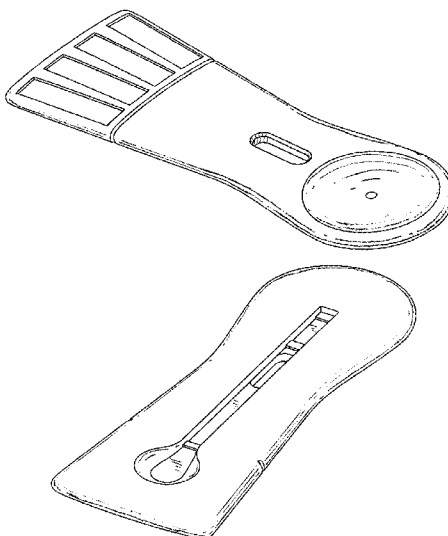
(57) **CLAIM**

The ornamental design for a diagnostic test paddle, as shown and described.

**DESCRIPTION**

FIG. 1 is a top perspective view of a diagnostic test paddle; FIG. 2 is a bottom perspective view thereof; FIG. 3 is a top view thereof; FIG. 4 is a right side view thereof; FIG. 5 is a distal view thereof; FIG. 6 is a proximal view thereof; FIG. 7 is a left side view thereof; and, FIG. 8 is a bottom view thereof.

**1 Claim, 3 Drawing Sheets**



# US D735,879 S

Page 2

---

(56)

## References Cited

### U.S. PATENT DOCUMENTS

D673,689 S *	1/2013	Pierce et al. ....	D24/216	D676,570 S *	2/2013	Chance et al. ....	D24/223
D676,569 S *	2/2013	Laverack et al. ....	D24/223	D694,889 S *	12/2013	Karlsson et al. ....	D24/169
				D702,364 S *	4/2014	Iqbal et al. ....	D24/225
				2012/0021528 A1 *	1/2012	Jerome et al. ....	436/164

\* cited by examiner

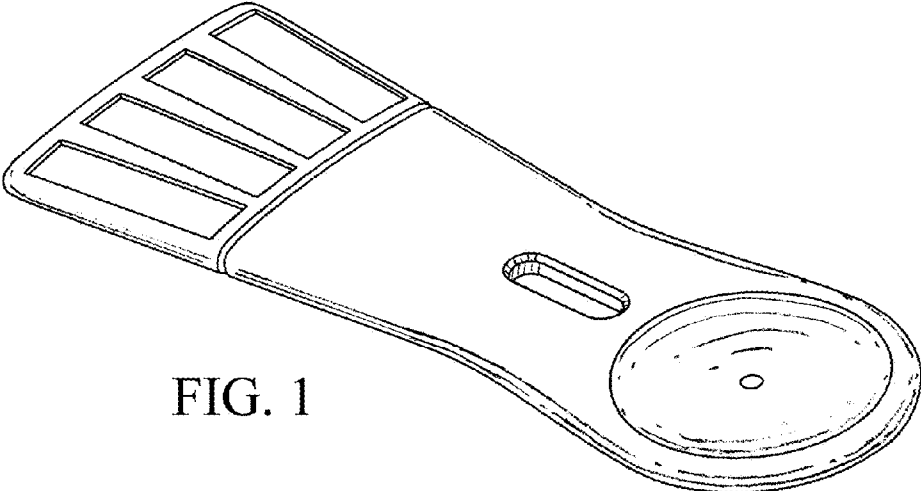


FIG. 1

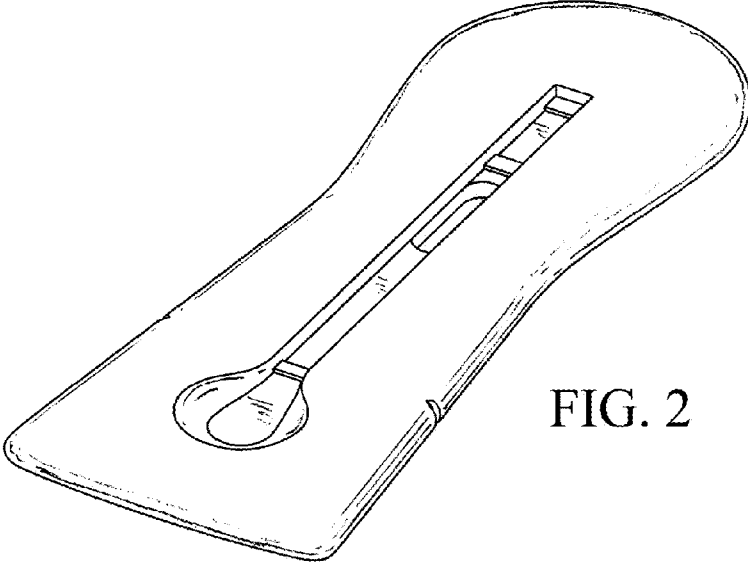


FIG. 2

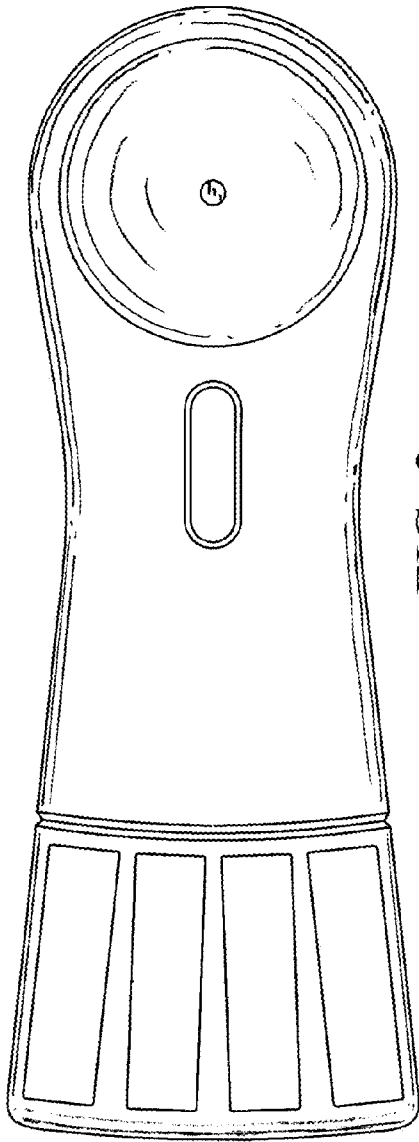


FIG. 3



FIG. 4



FIG. 5



FIG. 6




FIG. 7

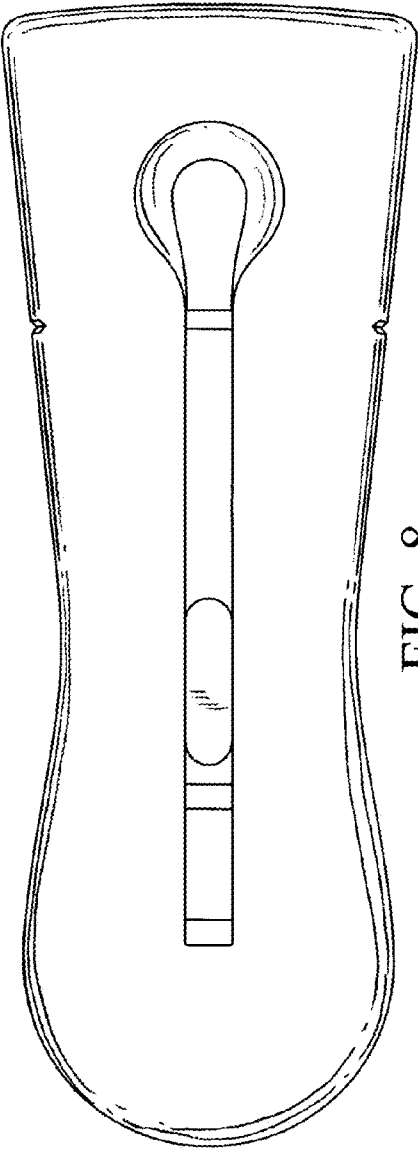


FIG. 8