



US00D888461S

(12) **United States Design Patent**
Wexler et al.

(10) **Patent No.:** **US D888,461 S**

(45) **Date of Patent:** **** Jun. 30, 2020**

(54) **PAPER TOWEL DISPENSER ADAPTER**

DESCRIPTION

(71) Applicant: **Medline Industries, Inc.**, Northfield, IL (US)

(72) Inventors: **Paige Wexler**, Highland Park, IL (US);
Miranda Malczyk, Wauconda, IL (US)

(73) Assignee: **Medline Industries, Inc.**, Northfield, IL (US)

(**) Term: **15 Years**

(21) Appl. No.: **29/675,055**

(22) Filed: **Dec. 28, 2018**

(51) **LOC (12) Cl.** **08-08**

(52) **U.S. Cl.**
USPC **D6/553**

(58) **Field of Classification Search**
USPC D6/553, 518, 519-523, 566, 513, 552,
D6/512; D24/189, 190, 191, 192, 206;
211/86.01, 87.01; 242/570, 590, 595;
602/60, 61, 62, 64, 65, 66, 70, 74;
D7/631; D8/373; D9/432, 433; 221/61,
221/62, 15

(Continued)

(56) **References Cited**

U.S. PATENT DOCUMENTS

D278,295 S * 4/1985 Thompson D6/518
D419,350 S * 1/2000 Baron D6/553

(Continued)

Primary Examiner — Wan Laymon

Assistant Examiner — Mark Booker

(74) *Attorney, Agent, or Firm* — Fitch, Even, Tabin & Flannery LLP

(57) **CLAIM**

The ornamental design for a paper towel dispenser adapter, as shown and described.

FIG. 1 is a perspective view showing a first embodiment of a paper towel dispenser adapter in accordance with our new design;

FIG. 2 is a top plan view thereof, the bottom plan view being identical thereto;

FIG. 3 is a side elevation view thereof, the other side elevation view being identical thereto;

FIG. 4 is a front elevation view thereof, the rear elevation view being identical thereto;

FIG. 5 is a perspective view showing a second embodiment of a paper towel dispenser adapter in accordance with our new design;

FIG. 6 is a top plan view thereof, the bottom plan view being identical thereto;

FIG. 7 is a side elevation view thereof, the other side elevation view being identical thereto;

FIG. 8 is a front elevation view thereof, the rear elevation view being identical thereto;

FIG. 9 is a perspective view showing a third embodiment of a paper towel dispenser adapter in accordance with our new design;

FIG. 10 is a top plan view thereof, the bottom plan view being identical thereto;

FIG. 11 is a side elevation view thereof, the other side elevation view being identical thereto;

FIG. 12 is a front elevation view thereof, the rear elevation view being identical thereto;

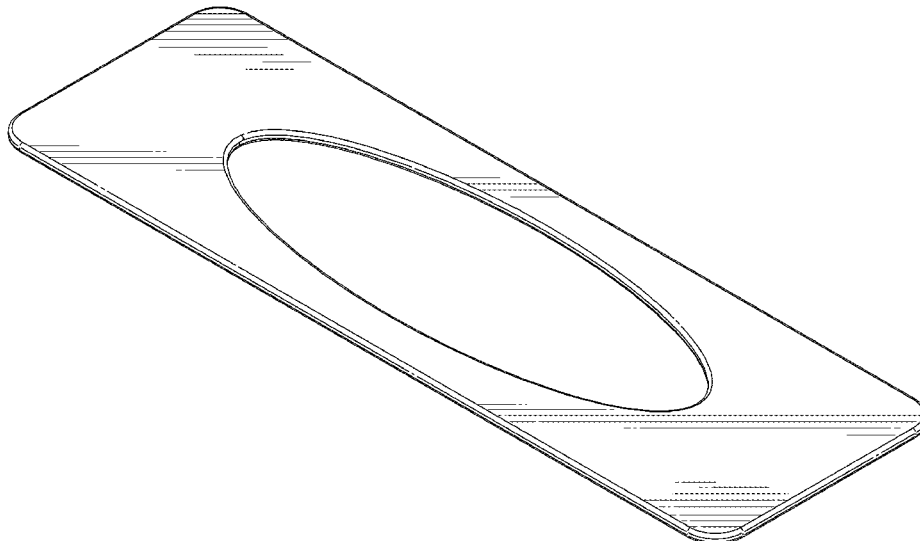
FIG. 13 is a perspective view showing a fourth embodiment of a paper towel dispenser adapter in accordance with our new design;

FIG. 14 is a top plan view thereof, the bottom plan view being identical thereto;

FIG. 15 is a side elevation view thereof, the other side elevation view being identical thereto; and,

FIG. 16 is a front elevation view thereof, the rear elevation view being identical thereto.

1 Claim, 8 Drawing Sheets



(58) **Field of Classification Search**

CPC Y10S 248/905; Y10S 248/902; A47K
10/185; B60R 7/084; B60R 11/00; A47G
29/08

See application file for complete search history.

(56) **References Cited**

U.S. PATENT DOCUMENTS

D587,947 S * 3/2009 Valiulis D6/553
D833,771 S * 11/2018 Gawlik D6/553
2017/0251889 A1* 9/2017 Gawlik A47K 10/185

* cited by examiner

FIG. 1

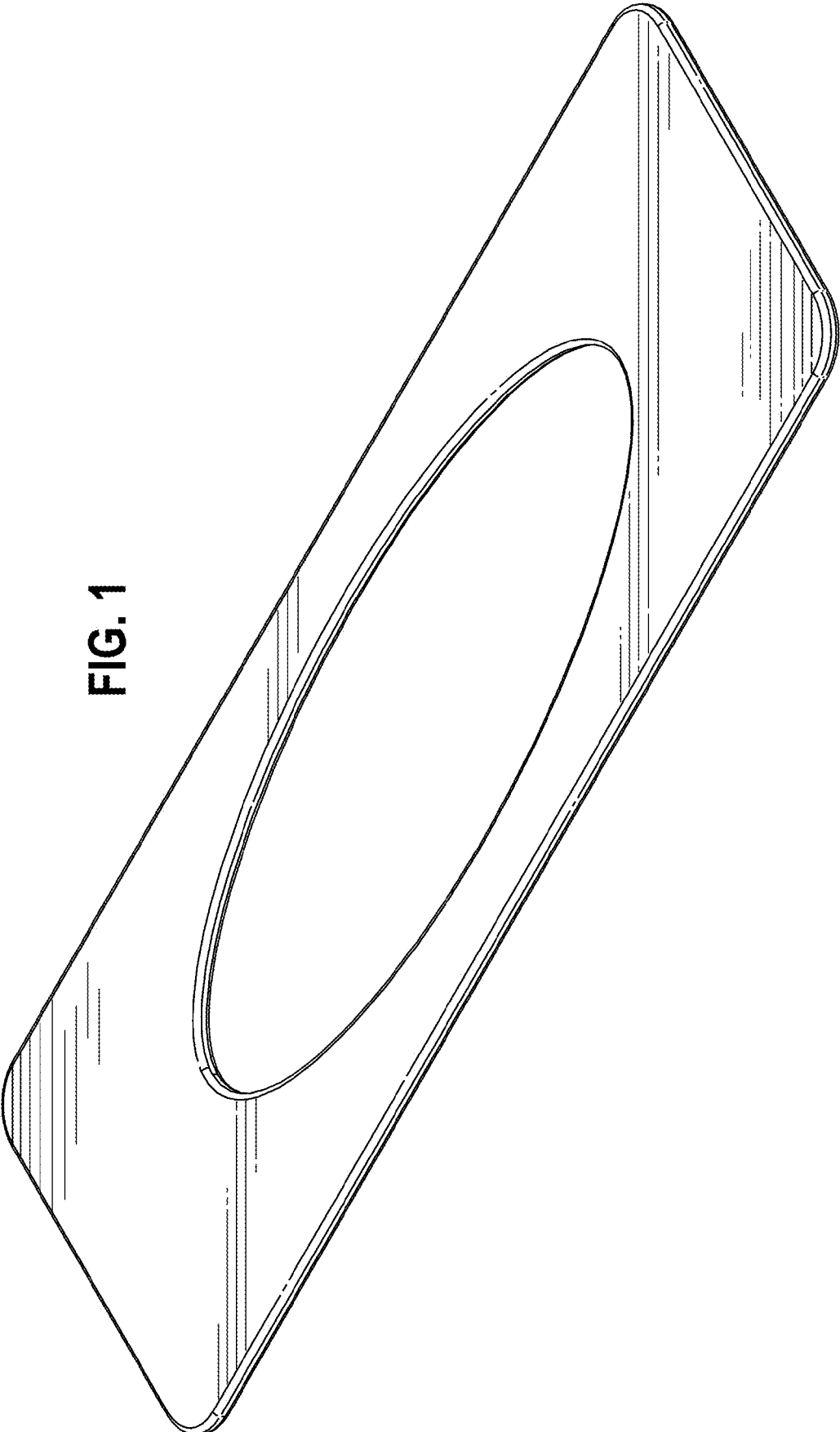


FIG. 2

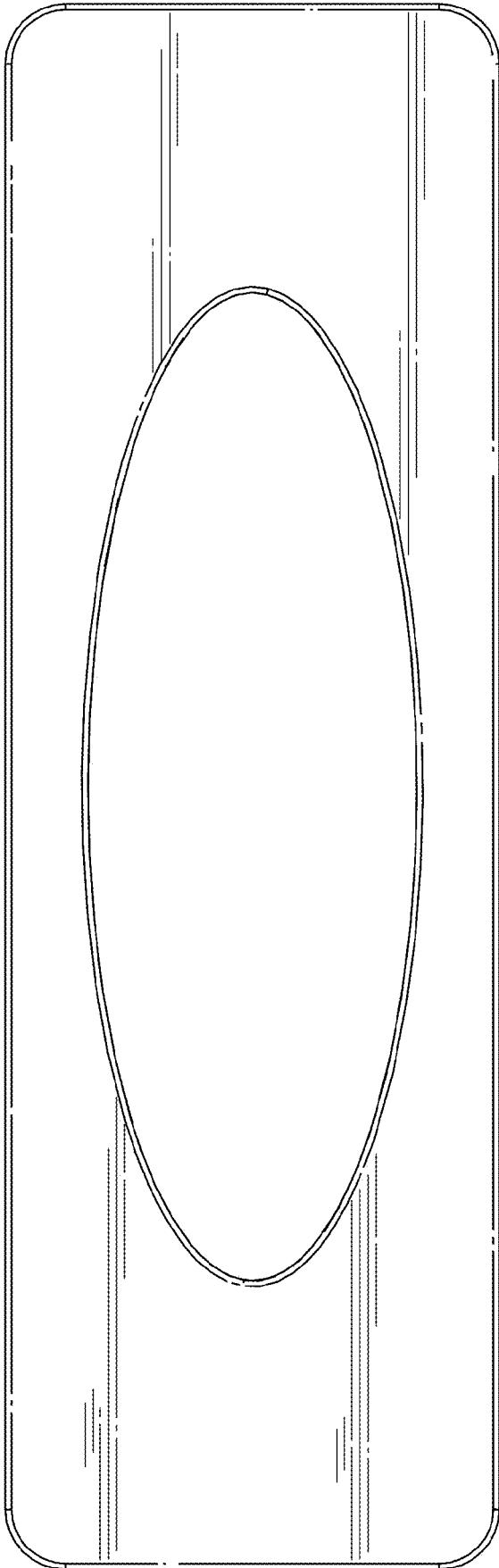


FIG. 3



FIG. 4



FIG. 5

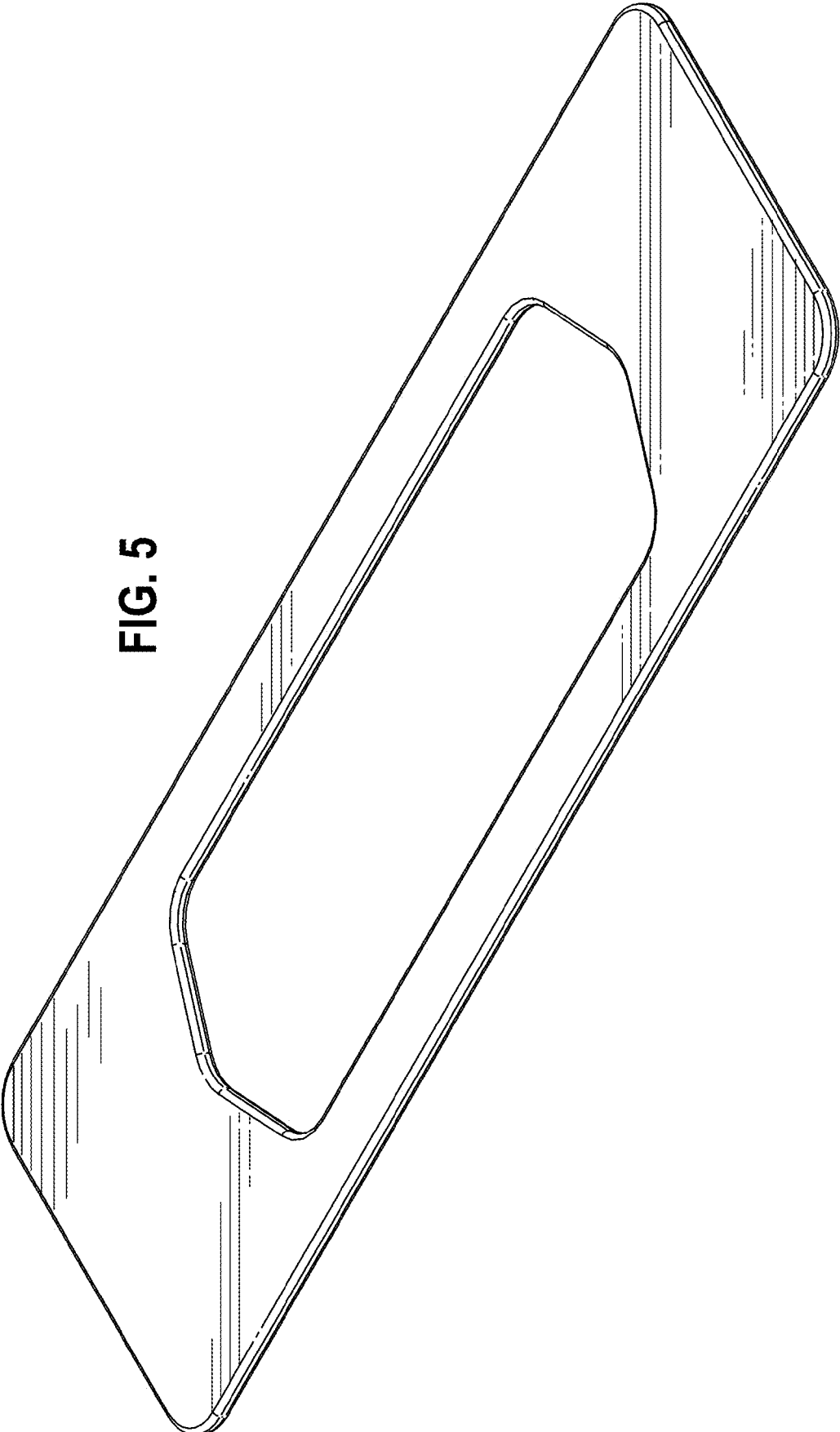


FIG. 6




FIG. 7



FIG. 8



FIG. 9

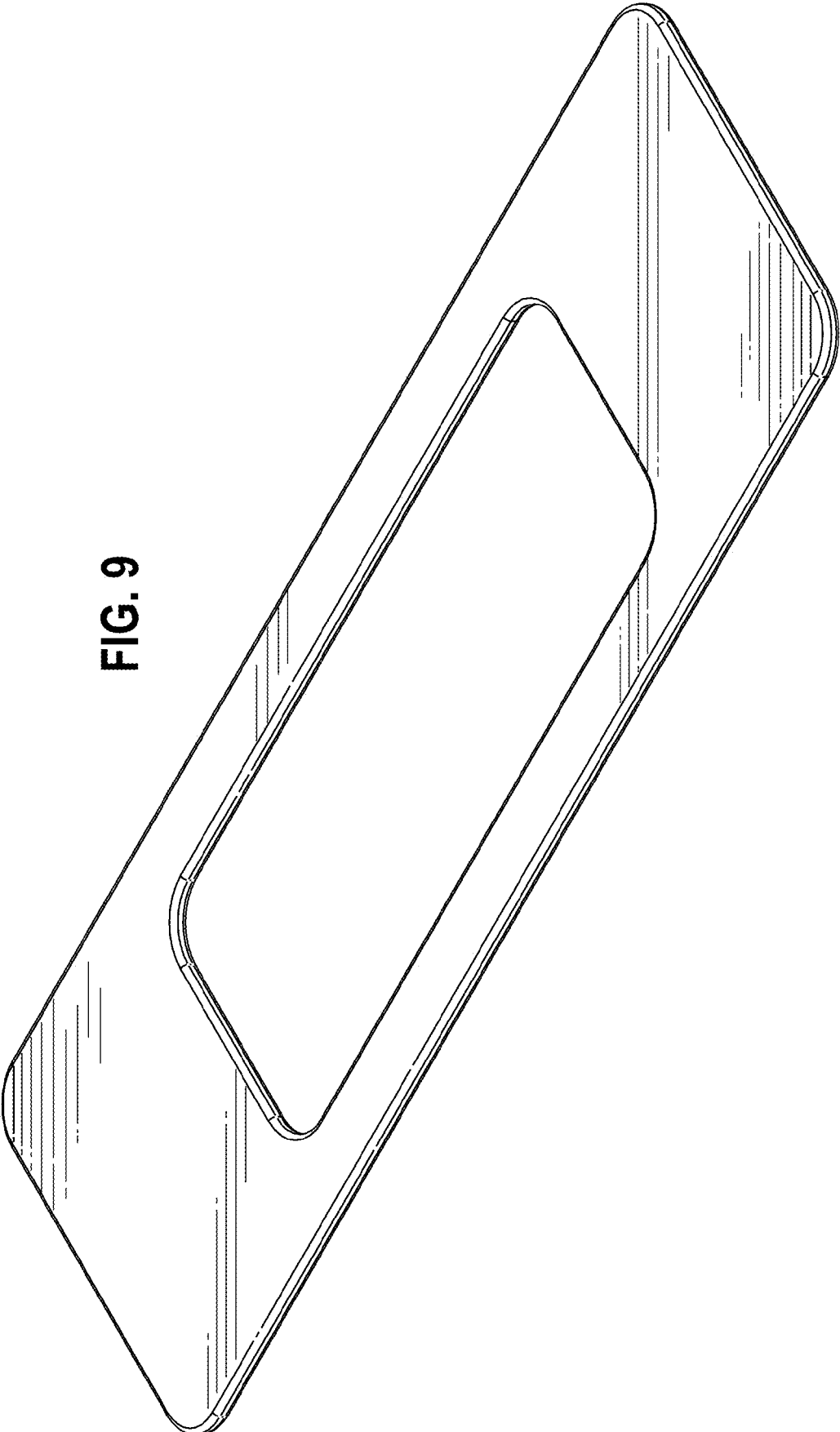


FIG. 10




FIG. 11



FIG. 12



FIG. 13

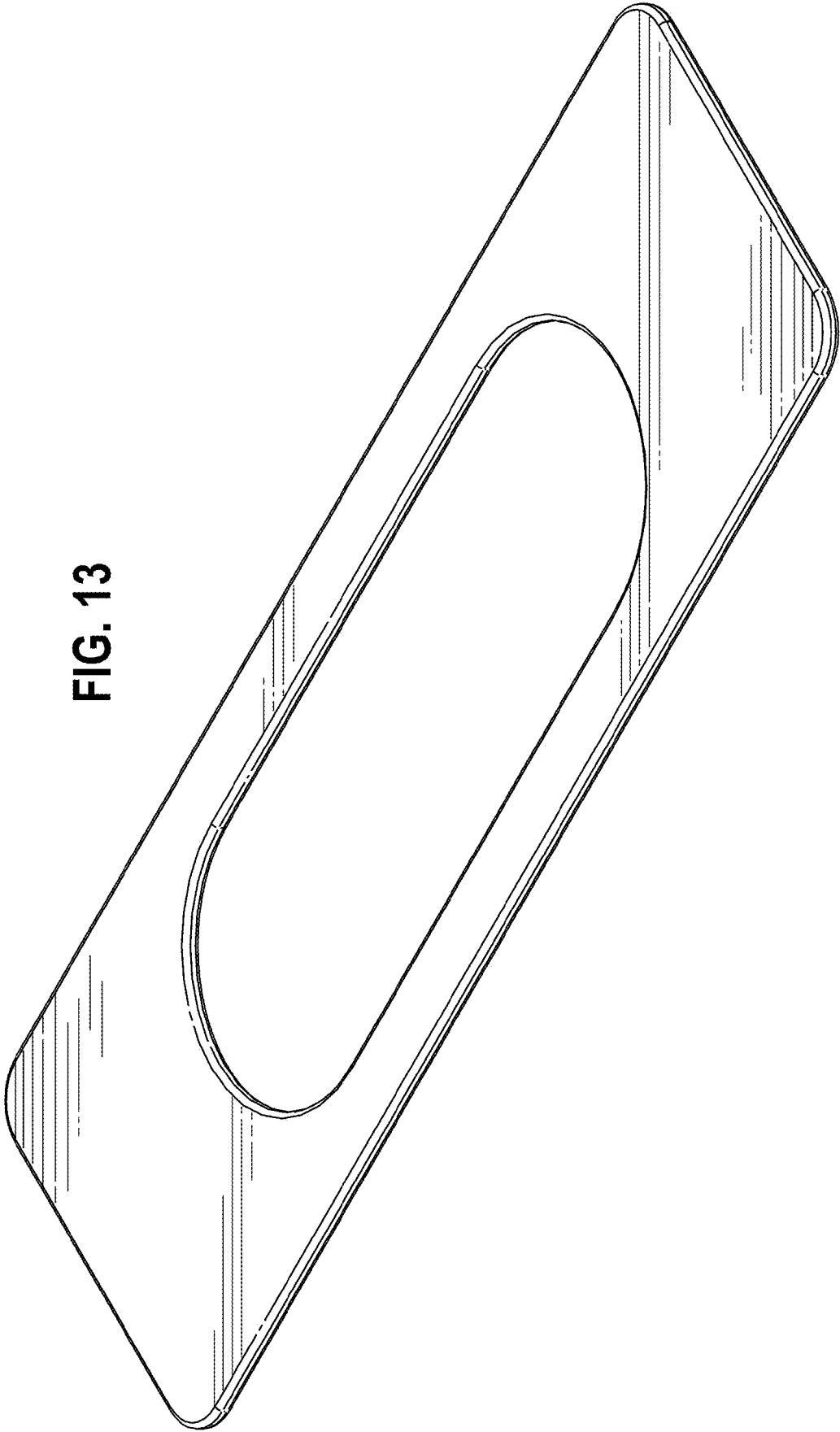


FIG. 14




FIG. 15



FIG. 16

