



US00D737375S

(12) **United States Design Patent**
Tam

(10) **Patent No.:** **US D737,375 S**

(45) **Date of Patent:** **** Aug. 25, 2015**

(54) **PEN**
(71) Applicant: **Rossetta Tam**, Kowloon (HK)
(72) Inventor: **Rossetta Tam**, Kowloon (HK)
(73) Assignee: **Fulon Development Limited**, Kowloon (HK)
(**) Term: **14 Years**

(21) Appl. No.: **29/492,893**
(22) Filed: **Jun. 4, 2014**
(51) **LOC (10) Cl.** **19-06**
(52) **U.S. Cl.**
USPC **D19/118**; D19/901; D19/927
(58) **Field of Classification Search**
USPC D14/411; D19/115-204; D26/34, 38
CPC B43K 5/005; B43K 7/00; B43K 7/01;
B43K 7/10; B43K 8/02; B43K 8/022; B43K
8/024; B43K 8/026; B43K 8/028; B43K 8/03;
B43K 11/00
See application file for complete search history.

(56) **References Cited**
U.S. PATENT DOCUMENTS
2,493,892 A * 1/1950 McPhee 401/97
3,898,009 A * 8/1975 Christensen 401/57
D279,224 S * 6/1985 Wolbrom D28/7
D290,851 S * 7/1987 Yoshida D19/41
D301,202 S * 5/1989 Canet D3/203.3
5,468,083 A * 11/1995 Chesar 401/6
D419,187 S * 1/2000 Chuang D19/36

D420,047 S * 2/2000 Ku D19/53
D475,085 S * 5/2003 Whitehorn D19/36
D538,851 S * 3/2007 Sandel et al. D19/36
D545,364 S * 6/2007 Ternovits D19/43
D566,762 S * 4/2008 Qiu D19/43
D580,489 S * 11/2008 Ma D19/36
D715,359 S * 10/2014 Morales D19/163
D722,600 S * 2/2015 Dowd et al. D14/411
D722,645 S * 2/2015 Kimura D19/163

* cited by examiner

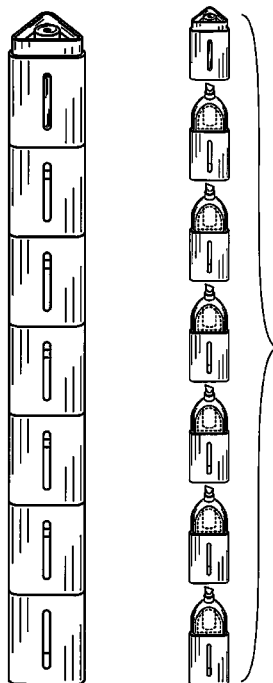
Primary Examiner — Elizabeth Albert

(57) **CLAIM**
The ornamental design for a pen, as shown and described.

DESCRIPTION

FIG. 1 is a front elevational view of a pen showing my new design;
FIG. 2 is a rear elevational view thereof;
FIG. 3 is a left side view thereof;
FIG. 4 is a right side view thereof;
FIG. 5 is a top plan view thereof;
FIG. 6 is a bottom plan view thereof;
FIG. 7 is a perspective view thereof;
FIG. 8 is an exploded view of the pen drawn on a smaller scale and shown without the cap for convenience of illustration; and,
FIG. 9 is a perspective view of the cap drawn on a slightly larger scale and shown without the pen for convenience of illustration.
The broken lines in FIG. 6 and FIG. 8 are included for the purpose of showing portions of the pen that form no part of the claimed design.

1 Claim, 5 Drawing Sheets



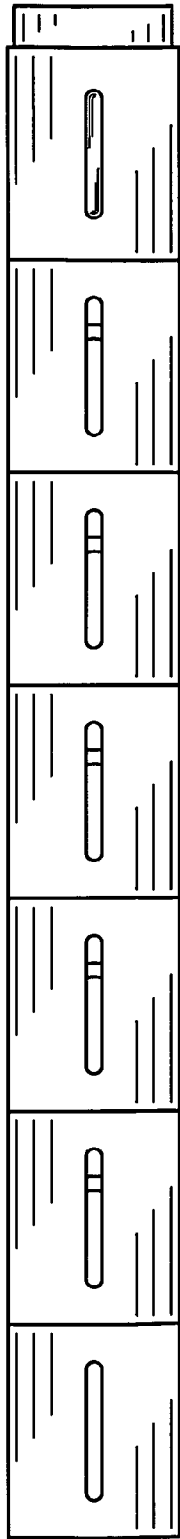


FIG. 1

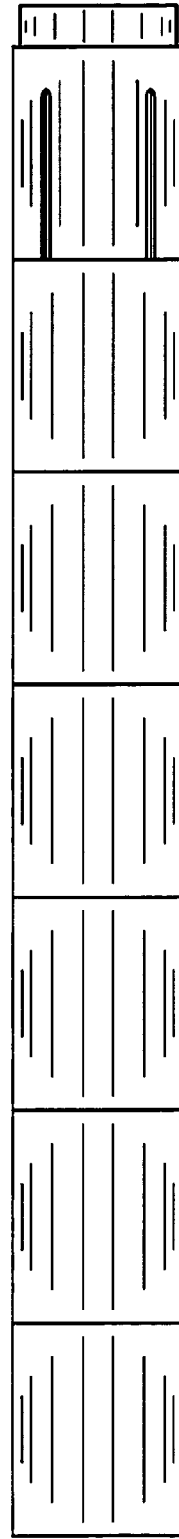


FIG. 2

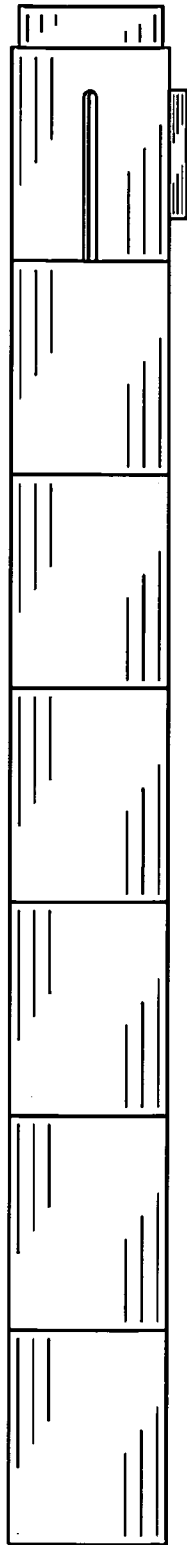


FIG. 3

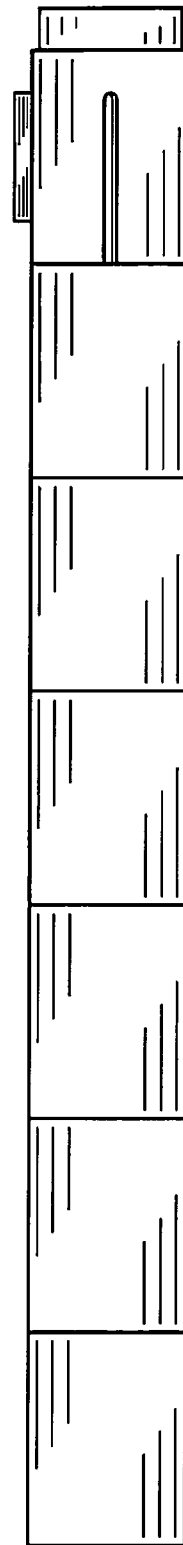


FIG. 4



FIG. 5

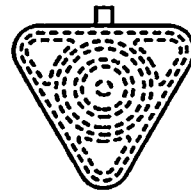


FIG. 6

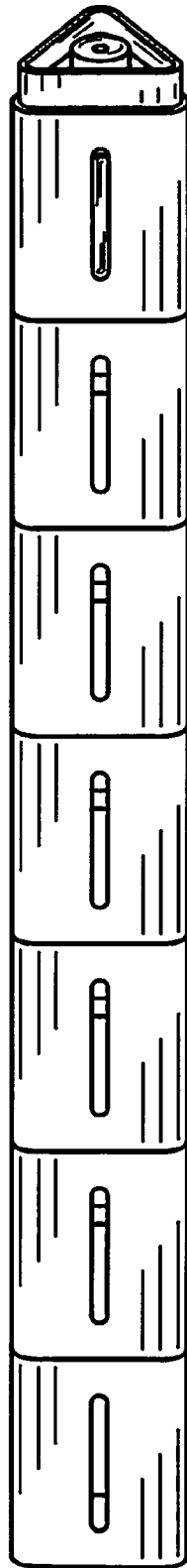


FIG. 7

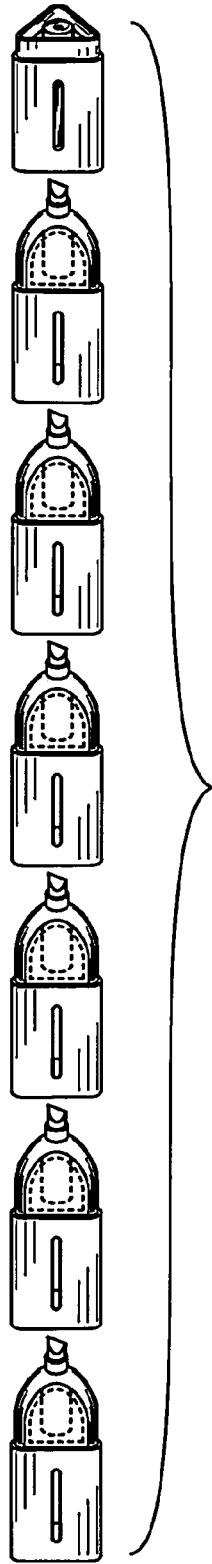


FIG. 8

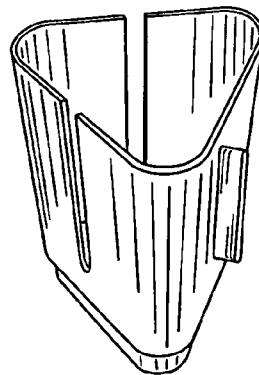


FIG. 9