

PCT

WORLD INTELLECTUAL  
Internat

INTERNATIONAL APPLICATION PUBLISHED U



WO 9602282A1

(51) International Patent Classification <sup>6</sup> :  
A61L 11/00, B65F 7/00, A61L 9/04

A1

(43) International Publication Date: 1 February 1996 (01.02.96)

(21) International Application Number: PCT/GB95/01650

(22) International Filing Date: 12 July 1995 (12.07.95)

(30) Priority Data:  
94/5087 13 July 1994 (13.07.94) ZA  
95/4645 6 June 1995 (06.06.95) ZA

(71) Applicant (for all designated States except US): CASTLE-GATE TRADING LIMITED [GB/GB]; Barrantagh House, Bucks Road, Douglas, Isle of Man IM99 1EW (GB).

(72) Inventor; and  
(75) Inventor/Applicant (for US only): SCHEEPERS, Roger, Basil, Lawson [ZA/ZA]; P.O. Box 68274, Bryanston 2021 (ZA).

(74) Agents: BERESFORD, Keith, Denis, Lewis et al.; Beresford & Co., 2-5 Warwick Court, High Holborn, London WC1R 5DJ (GB).

(81) Designated States: AM, AT, AU, BB, BG, BR, BY, CA, CH, CN, CZ, DE, DK, EE, ES, FI, GB, GE, HU, IS, JP, KE, KG, KP, KR, KZ, LK, LR, LT, LU, LV, MD, MG, MN, MW, MX, NO, NZ, PL, PT, RO, RU, SD, SE, SG, SI, SK, TJ, TM, TT, UA, UG, US, UZ, VN, European patent (AT, BE, CH, DE, DK, ES, FR, GB, GR, IE, IT, LU, MC, NL, PT, SE), OAPI patent (BF, BJ, CF, CG, CI, CM, GA, GN, ML, MR, NE, SN, TD, TG), ARIPO patent (KE, MW, SD, SZ, UG).

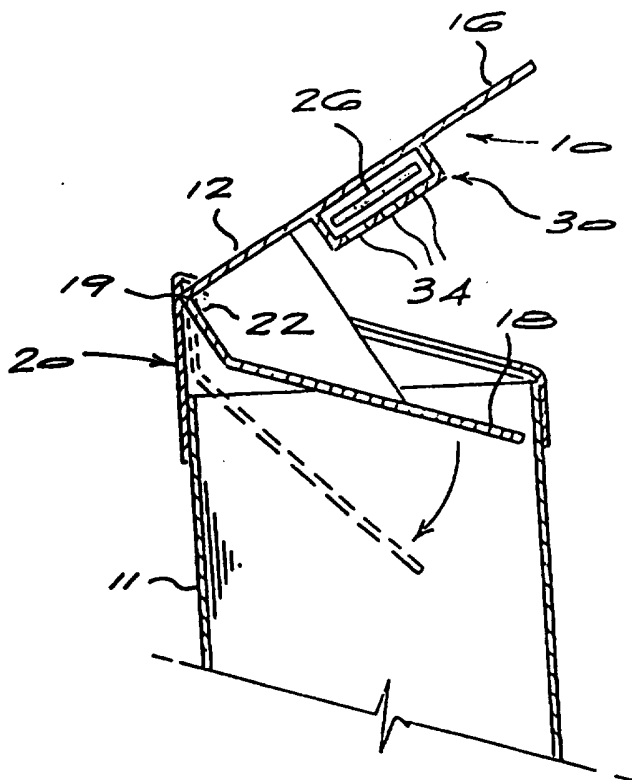
**Published**

*With international search report.  
Before the expiration of the time limit for amending the claims and to be republished in the event of the receipt of amendments.*

(54) Title: A CLOSURE MEMBER

(57) Abstract

A method is provided of disinfecting and/or deodorising waste material in a receptacle. The method comprises dispensing, substantially continuously, a disinfectant and/or deodorant vapour at or above the level of the waste material in the receptacle so that an amount of the deodorant and/or disinfectant circulates in an area above the level of waste material in the receptacle and downwardly through the material to disinfect and/or deodorise the interior of the receptacle. The disinfectant may comprise a mixture of a fragrance and a bactericide supported on the carrier.



**FOR THE PURPOSES OF INFORMATION ONLY**

Codes used to identify States party to the PCT on the front pages of pamphlets publishing international applications under the PCT.

AT	Austria	GB	United Kingdom	MR	Mauritania
AU	Australia	GE	Georgia	MW	Malawi
BB	Barbados	GN	Guinea	NE	Niger
BE	Belgium	GR	Greece	NL	Netherlands
BF	Burkina Faso	HU	Hungary	NO	Norway
BG	Bulgaria	IE	Ireland	NZ	New Zealand
BJ	Benin	IT	Italy	PL	Poland
BR	Brazil	JP	Japan	PT	Portugal
BY	Belarus	KE	Kenya	RO	Romania
CA	Canada	KG	Kyrgystan	RU	Russian Federation
CF	Central African Republic	KP	Democratic People's Republic of Korea	SD	Sudan
CG	Congo	KR	Republic of Korea	SE	Sweden
CH	Switzerland	KZ	Kazakhstan	SI	Slovenia
CI	Côte d'Ivoire	LI	Liechtenstein	SK	Slovakia
CM	Cameroon	LK	Sri Lanka	SN	Senegal
CN	China	LU	Luxembourg	TD	Chad
CS	Czechoslovakia	LV	Latvia	TG	Togo
CZ	Czech Republic	MC	Monaco	TJ	Tajikistan
DE	Germany	MD	Republic of Moldova	TT	Trinidad and Tobago
DK	Denmark	MG	Madagascar	UA	Ukraine
ES	Spain	ML	Mali	US	United States of America
FI	Finland	MN	Mongolia	UZ	Uzbekistan
FR	France			VN	Viet Nam
GA	Gabon				

## A CLOSURE MEMBER

**BACKGROUND OF THE INVENTION**

THIS invention relates to a closure member.

Bins and other waste receptacles usually have a closure member in the form of a lid to retain, not only the waste matter itself but also any vapours and odours generated by it, within the receptacle. When the receptacles are used to contain medical or sanitary waste, it is important that any disease-causing microorganisms within the material be retained within the receptacle. Often, however, the lids are ill fitting and allow odours and microorganisms to escape.

Often very potent disinfecting chemicals, including sulphur dioxide (SO<sub>2</sub>), are placed in the base of the receptacle in an attempt to disinfect the waste and to camouflage any odours which may result from the waste. This is only partly successful, however, as the chemical substance soon becomes covered by waste piling up in the receptacle. Odours and airborne disease-causing microorganisms are then not camouflaged or killed by the chemical substance and are likely to escape from the receptacle each time the lid is opened.

### SUMMARY OF THE INVENTION

According to the invention a method of disinfecting and/or deodorising waste material in a receptacle comprises dispensing, substantially continuously, vaporised disinfectant and/or deodorant at or above the level of the waste material in the receptacle so that an amount of the deodorant and/or disinfectant circulates in an area above the level of waste material in the receptacle and downwardly through the material to disinfect and/or deodorise the interior of the receptacle.

The deodorant and/or disinfectant is preferably contained within a carrier and preferably contains a biocide.

The carrier is preferably suspended above the level of waste material in the receptacle.

More preferably, the carrier is attached to a lid or a side wall of the receptacle.

According to another aspect of the invention a closure member for a receptacle comprises a body which is attachable to the receptacle and a carrier retainer positioned on or in the body for retaining a liquid- or solid-material impregnated carrier therein, the body being movable relative to the receptacle between an open position and a closed position and the carrier retainer being positioned so that an amount of the liquid or solid becomes vaporised as the body is moved, and is dispersed inside the receptacle.

The body is preferably a flap which is pivotable relative to a frame which is attachable to the receptacle.

The carrier retainer is preferably a slideway attached to the underside of the flap.

The closure member is preferably moulded in a plastics material and the slideway is preferably moulded integrally with the flap.

The slideway preferably has an exposed surface and a number of apertures defined in its exposed surface to allow a passage of air into the slideway and over the carrier to facilitate the vaporisation of the liquid or solid within the carrier.

The apertures near one side of the slideway are preferably larger than the other apertures.

The retaining means is preferably angled in the closed position of the body and the slideway is preferably positioned with the larger apertures in a lower position to allow a greater passage of air over the carrier in this region where the deodorant and/or disinfectant tends to accumulate.

The carrier may be a fibrous material or a plastics material which is impregnated with the deodorant and/or disinfectant. If it is a fibrous material, it is preferably contained within a sleeve which transmits the deodorant and/or disinfectant in the carrier to the atmosphere.

The sleeve may be made of a plastics material, more preferably polyethylene, or of vermiculite.

The rate of transmission of the deodorant and/or disinfectant may be controlled by varying the thickness of the plastics material.

According to another aspect of the invention a waste receptacle and closure member assembly comprises a waste receptacle and a closure member attachable to it, the closure member comprising a body which is attachable to the receptacle and retaining means positioned on or in the body for retaining a liquid- or solid-impregnated carrier therein, the body being movable relative to the receptacle between an open position and a closed position and the retaining means being positioned so that an amount of the liquid or solid becomes vaporised as the body is moved, and is dispersed inside the receptacle.

#### **BRIEF DESCRIPTION OF THE DRAWINGS**

The invention will now be described in more detail, by way of example only, with reference to the accompanying drawings in which:

**Figure 1** shows a pictorial view of a waste receptacle and closure member assembly of the invention;

- Figure 2** shows a pictorial view of the assembly of Figure 1 with the closure member in an open configuration;
- Figure 3** is a sectional side view on 3-3 in Figure 2;
- Figure 4** is an exploded view of another closure member for a waste receptacle showing a carrier retainer and a carrier;
- Figure 5** is a sectional side view through the assembled closure member and carrier retainer of Figure 4;
- Figure 6** is a sectional side view of a different carrier retainer; and
- Figure 7** is a sectional side view through a waste receptacle with a carrier retainer mounted on its side wall.

### **DESCRIPTION OF PREFERRED EMBODIMENTS**

The method of disinfecting and/or deodorising waste material, typically sanitary waste material, in a receptacle involves placing a disinfectant and deodorant mixture-impregnated carrier at or above the level of the waste material in the receptacle so that the deodorant/disinfectant mixture circulates downwardly through the space above the level of waste material in the receptacle and through the waste material itself. This system has been found to be far more effective than placing solid or liquid disinfectant in the

bottom of the receptacle, which in time becomes covered with waste material, and which has little or no deodorising or disinfecting effect on waste material near the top of the receptacle. It has been found that with the method of the invention the vaporised deodorant/disinfectant mixture permeates downwardly, continuously, through the waste material to the bottom of the waste material exerting a continuous bactericide and disinfecting and deodorising effect. This also allows the bin to be left for a longer period before it must be emptied and cleaned. Less toxic chemicals are required for effective long term disinfecting and bacterial inhibition as evidenced by the following tests conducted over a six week period. The present arrangement can, of course, be used in conjunction with a system where a disinfectant chemical is placed in the bottom of the bin.

It is important that the deodorant/disinfecting mixture is released from a point at least partly above the level of the waste in the receptacle so that the deodorant and disinfectant is released into the space above the waste material. By attaching a retainer for the carrier to the lid of the receptacle, as shown in Figures 1, 2, 3, 4 and 5 or by attaching it to a side wall of the receptacle, near the top of the receptacle, as shown in Figure 7, this is ensured.

The disinfectant/deodorant mixture kills bacteria and other microorganisms in and on the waste material and also acts as an aerial bactericide, killing bacteria and other microorganisms floating in the space above the waste material in the receptacle. This substantially eliminates the emission of bacteria and other microorganisms from the receptacle when it is opened. This also kills, and therefore inhibits growth of, bacteria and other microorganisms which enter the receptacle from the outside atmosphere when the receptacle is opened. It has been found that by using the method

of the invention a bin full of waste emits substantially no odour after a prolonged period of time and there is sustained inhibition of bacterial growth, as evidenced by the results set out below.

A unique closure member for a waste receptacle incorporating a retainer for the deodorant/disinfectant mixture carrier has been developed and forms another aspect of the invention.

A closure member of the invention, designated 10 in Figures 1, 2 and 3, hereinafter referred to as the lid 10, comprises a generally V-shaped body 12 with a top flap 16 and a bottom flap 18 joined at an apex 19. The body 12 is attached to a frame 20 which slides over the top of a waste receptacle or bin 11, as shown clearly in Figure 3. The apex 19 of the body 12 is pivotally attached to the frame 20 by a pair of opposed pins 22, shown in Figure 3.

When the lid 10 is fitted to the bin 11 to form the assembly of the invention illustrated in Figure 1 it is pivoted easily between its closed position as shown in Figure 1 and its open position as shown in Figures 2 and 3, by lifting the handle 24 upward.

A carrier retainer in the form of a slideway 30 is integrally moulded on the underside of the top flap 16 as shown in Figures 2 and 3. It is sized to accommodate and retain a carrier in the form of a fibrous web 26 of a liquid deodorant/disinfectant mixture-impregnated material. The carrier can also be in the form of a solid plastics material, for example polyvinyl chloride (PVC) which has been impregnated with the deodorant/disinfectant mixture or admixed with this mixture prior to molding. The plastics carrier controls the release of the mixture, helping to ensure its sustained release. A

plurality of apertures or perforations 34 are defined in the exposed surface 32 of the slideway 30 so that as the lid 10 is moved from its closed to its open position to receive an article of waste on its lower flap 18, air passes through the apertures 34, over the web 26, and the liquid within the web 26 is vaporised. The lid 10, and thus the slideway 30 are made from polypropylene which does not react with alcohol and other solvents in the deodorant/disinfectant mixture.

The movement of the lid 10 causes a flow of air over the apertures in the slideway 46 which ensures that a certain amount of the deodorant/disinfectant mixture becomes entrained in the air within the bin. It has been found that the entrainment is not substantially reduced by attaching the slideway to a side of the bin, as shown in Figure 7, as long as this is above the level of waste material in the bin and as long as there is a reasonable flow of air over it.

The carrier retainer may also be formed separately from the lid 10. This embodiment is illustrated in Figures 4 and 5. Here, the carrier retainer comprises a polypropylene base 40 which is attachable to the top flap 16 by adhesive. It has a series of clips 42 extending from it which clip into recesses 44 formed in a slideway 46 which hold the slideway 46 against the top flap 16. The slideway 46 may have a plurality of longitudinal ridges 45 formed along its inside surface 47, as shown in the sectional side view of Figure 6, to support the carrier 26 off the surface 47.

The carrier 26 is contained within a polyethylene sleeve 48. This sleeve 48 ensures that the liquid disinfectant/deodorant mixture does not leak onto the lid 10 and is not evaporated too quickly. However, it also has an osmotic- or wick-type effect on the liquid mixture, allowing its transmission through

the sleeve and into the atmosphere. The rate of transmission of the liquid mixture can be controlled by increasing or decreasing the thickness of the polyethylene sleeve. The slideway 46 extends across substantially the entire width of the flap 16 while the carrier 26, with dimensions of 190 mm x 50 mm, is slightly shorter which restricts unauthorised access to it and limits pilferage.

As shown in Figures 4 and 5, the apertures 34 in the exposed surface 32 of the slideway are arranged in three parallel rows. The top row 34c contains the largest apertures. These larger apertures 34c ensure a greater flow of air to the carrier and thus greater entrainment of the disinfectant/deodorant mixture. It will be appreciated that the top flap 16, in its closed position, is angled downwardly. Thus, the liquid deodorant/disinfectant mixture within the carrier tends to accumulate at the downward edge of the carrier where the apertures 34c are situated, thus ensuring a greater entrainment of the deodorant and disinfectant.

The liquid deodorant/disinfectant mixture contains a pleasant smelling perfume as well as a disinfectant and a biocide. The dispersion of this vaporised material each time the lid 10 is opened assists in circulating it around the inside of the bin 11 and in disinfecting the contents of the bin from the top of the bin downwardly. A certain amount of the vaporised mixture also passes out through the V-shaped opening in the lid 10 between the top and bottom flaps and masks any odours which may have built up within the bin 11. The rest is dispersed around the interior of the bin 11 when the lid 10 has been closed and the top flap 16 seals against the frame 20.

The weight of the slideway 46 tends to pull the lid 10 downwardly causing

the lid to close quickly. The downward pull also improves the seal between the top flap 16 and the frame 20 making it substantially air tight. This reduces the evaporation of deodorant and disinfectant to the air around the bin and ensures that it is retained within the bin where it has its maximum effect. It also limits the inflow of fresh air, which will have a certain amount of bacteria and other microorganisms contained in it, into the bin.

In order to evaluate the efficiency of the method and container of the invention over a period of time, soiled sanitary dressings were placed in container arrangements of the invention, labelled A, B and C. Soiled sanitary dressings were also placed in standard containers, not containing carriers, as controls. The efficacy of the container arrangements of the invention was tested against the following test organisms:

<i>Escherichia coli</i>	SATCC Esc 25
<i>Staphylococcus aureus</i>	SATCC Sta 53
<i>Streptococcus feacalis</i>	SATCC Str 6
<i>Proteus vulgaris</i>	SATCC Pr 8

The soiled sanitary towels were prepared by soaking them with 5ml of fresh human blood and applying 1ml of test organism to them.

CONTAINERS OF THE INVENTION

Samples	Contact Time	Percentage inhibition of:			
		E.coli	S.aureus	Str. feacalis	Pr.vulgaris
A	1h	99,9	<0,1	<0,1	47,8
	3h	<0,1	<0,1	61,6	<0,1
B	1h	99,3	<0,1	<0,1	<0,1
	3h	<0,1	<0,1	79,8	<0,1
	3d	99,9	90,7	87,0	99,9
	14d	99,9	99,9	99,9	99,9
	21d	99,9	99,9	96,5	99,9
	28d	-	-	99,9	-
	35d	-	-	99,9	-
	42d	99,9	99,9	99,9	99,9
C	1h	51,0	<0,1	<0,1	99,9
	3h	<0,1	<0,1	75,8	<0,1
	3d	99,9	98,5	99,0	99,9
	14d	99,9	99,9	99,9	99,9
	21d	99,9	99,9	99,3	99,9
	28d	-	-	99,9	-
	35d	-	-	99,9	-
	42d	99,9	99,9	99,9	99,9

CONTROLS

Samples	Contact Time	Number of viable organisms			
		E.coli	S.aureus	Str. faecalis	Pr.vulgaris
A	1h	$2,0 \times 10^2$	$2,5 \times 10^7$	$2,1 \times 10^6$	$2,4 \times 10^6$
	control	$1,0 \times 10^7$	$2,7 \times 10^6$	$6,1 \times 10^7$	$4,6 \times 10^6$
	3h	$2,8 \times 10^4$	$2,7 \times 10^7$	$3,8 \times 10^8$	$2,7 \times 10^3$
	control	$1,0 \times 10^3$	$2,2 \times 10^6$	$9,9 \times 10^3$	$1,0 \times 10^3$
B	1h	$7,1 \times 10^2$	$2,1 \times 10^7$	$2,9 \times 10^8$	$7,5 \times 10^3$
	control	$1,0 \times 10^7$	$2,7 \times 10^6$	$6,1 \times 10^7$	$4,6 \times 10^6$
	3h	$5,2 \times 10^4$	$1,5 \times 10^7$	$2,0 \times 10^3$	$1,7 \times 10^3$
	control	$1,0 \times 10^3$	$2,2 \times 10^6$	$9,9 \times 10^9$	$1,0 \times 10^2$
	3d	$6,0 \times 10^1$	$1,3 \times 10^7$	$1,3 \times 10^{10}$	$4,0 \times 10^2$
	control	$1,0 \times 10^9$	$1,4 \times 10^5$	$1,0 \times 10^{11}$	$1,0 \times 10^7$
	14d	0	0	$1,9 \times 10^7$	0
	control	$3,9 \times 10^{11}$	$5,0 \times 10^{11}$	$2,9 \times 10^{11}$	$1,2 \times 10^9$
	21d	0	$4,0 \times 10^1$	$2,3 \times 10^6$	$1,0 \times 10^1$
	control	$2,8 \times 10^{10}$	$1,9 \times 10^9$	$6,3 \times 10^9$	$1,0 \times 10^5$
	28d	-	-	$4,8 \times 10^3$	-
	control	-	-	$3,5 \times 10^{11}$	-
	35d	-	-	$3,2 \times 10^6$	-
	control	-	-	$5,1 \times 10^{11}$	-
	42d	0	0	$6,8 \times 10^7$	0
	control	$1,4 \times 10^{13}$	$2,5 \times 10^{12}$	$6,8 \times 10^{12}$	$1,0 \times 10^6$

Samples	Contact Time	Number of viable organisms			
		E.coli	S.aureus	Str.faecalis	Pr.vulgaris
C	1h	$4,9 \times 10^6$	$3,2 \times 10^7$	$1,2 \times 10^8$	$1,0 \times 10^1$
	control	$1,0 \times 10^7$	$2,7 \times 10^6$	$6,1 \times 10^7$	$4,6 \times 10^6$
	3h	$3,3 \times 10^6$	$4,9 \times 10^6$	$2,4 \times 10^8$	$7,0 \times 10^7$
	control	$1,0 \times 10^3$	$2,2 \times 10^5$	$9,9 \times 10^8$	$1,0 \times 10^3$
	3d	$4,7 \times 10^4$	$2,1 \times 10^8$	$1,0 \times 10^9$	$1,0 \times 10$
	control	$1,0 \times 10^9$	$1,4 \times 10^8$	$1,0 \times 10^{11}$	$1,0 \times 10^7$
	14d	0	0	$1,6 \times 10^7$	0
	control	$3,9 \times 10^{11}$	$5,0 \times 10^{11}$	$2,9 \times 10^{11}$	$1,2 \times 10^9$
	21d	0	0	$4,4 \times 10^7$	0
	control	$2,8 \times 10^{10}$	$1,9 \times 10^9$	$6,3 \times 10^8$	$1,0 \times 10^6$
	28d	-	-	$6,7 \times 10^5$	-
	control	-	-	$3,5 \times 10^{11}$	-
	35d	-	-	$1,4 \times 10^7$	-
	control	-	-	$5,1 \times 10^{11}$	-
	42d	0	0	$3,0 \times 10^7$	0
	control	$2,4 \times 10^{13}$	$2,5 \times 10^{12}$	$6,8 \times 10^{12}$	$1,0 \times 10^6$

The fluid which is used in the above mentioned method and apparatus may comprise about 90% deodorant/fragrance and about 10% disinfectant/bactericide. The bactericide may typically be constituted by the following materials:

5	Triethylene Glycol	Less than	98% m/m
	Gluteraldehyde	" "	4%
	Phenyl ethyl alcohol	" "	3%
	Glycerolpolyethyleneglycol		
10	oxystearate	" "	3%

It will be appreciated that the percentages of the constituent parts of the disinfectant/bactericide may be varied depending on local conditions and applicable environmental regulations, and also on the degree of disinfectant/bactericidal efficacy required.

CLAIMS

1. A method of disinfecting and/or deodorising waste material in a receptacle comprising dispensing, substantially continuously, vaporised disinfectant and/or deodorant at or above the level of the waste material in the receptacle so that an amount of the deodorant and/or disinfectant circulates in an area above the level of waste material in the receptacle and downwardly through the material to disinfect and/or deodorise the interior of the receptacle.
2. A method according to claim 1, wherein the deodorant and/or disinfectant is contained within a carrier.
3. A method according to claim 2, wherein the carrier is positioned above the level of waste material in the receptacle.
4. A method according to claim 2 or claim 3, wherein the carrier is attached to a lid or a side wall of the receptacle.
5. A method according to any one of claims 1 to 4, wherein the waste material is sanitary waste material.
6. A method according to any one of claims 1 to 5, wherein the carrier is made of a fibrous material which is impregnated with the disinfectant and/or deodorant.
7. A method according to claim 6, wherein the carrier is contained within a sleeve which transmits the deodorant and/or disinfectant to

the atmosphere.

8. A method according to claim 7, wherein the sleeve is made of a plastics material or of vermiculite.
9. A method according to claim 7 or claim 8, wherein the rate of transmission of the deodorant and/or disinfectant is controlled by varying the thickness of the sleeve.
10. A method according to any one of claims 1 to 10, wherein the disinfectant and deodorant are combined in a liquid mixture, the disinfectant comprising a biocide which has both contact and aerial biocidal activity.
11. A closure member for a receptacle comprising a body which is attachable to the receptacle and a retainer positioned on or in the body for retaining a deodorant and/or disinfectant therein, the body being movable relative to the receptacle between an open position and a closed position and the retainer being positioned so that an amount of the deodorant and/or disinfectant becomes vaporised as the body is moved, and is dispersed inside the receptacle.
12. A closure member according to claim 11, wherein the body is a flap which is pivotable relative to a frame which is attachable to the receptacle.
13. A closure member according to claim 11 or claim 12, wherein the retainer is a slideway on the underside of the flap.

14. A closure member according to claim 13, which is moulded in a plastics material and wherein the slideway is moulded integrally with the flap.
15. A closure member according to claim 13, which is moulded in a plastics material and wherein the slideway is attachable to the flap.
16. A closure member according to claim 14 or claim 15, wherein the slideway has an exposed surface with a number of apertures defined therein to allow a passage of air into the slideway and over the deodorant and/or disinfectant to facilitate its vaporisation.
17. A closure member according to any one of claims 14 to 16, wherein in the closed position of the body, the slideway is angled and wherein it has larger apertures in a relatively lower position to allow a greater flow of air over the deodorant and/or disinfectant in this region.
18. A closure member according to any one of claims 11 to 17, wherein the deodorant and/or disinfectant is contained within a carrier.
19. A closure member according to claim 18, wherein the carrier is made of a fibrous or plastics material which is impregnated with the disinfectant and/or deodorant.
20. A closure member according to claim 19, wherein the carrier is contained within a sleeve which transmits the deodorant and/or disinfectant to the atmosphere.

21. A closure member according to claim 20, wherein the sleeve is made of a plastics material or of vermiculite.
22. A closure member according to claim 20 or claim 21, wherein the rate of transmission of the deodorant and/or disinfectant is controlled by varying the thickness of the sleeve.
23. A closure member according to any one of claims 11 to 22, wherein the disinfectant and deodorant are combined in a liquid mixture, the disinfectant comprising a biocide which has both contact and aerial biocidal activity.
24. A waste receptacle and closure member assembly comprising a waste receptacle and a closure member according to any one of claims 11 to 23.
25. A closure member substantially as herein described with reference to any one of Figures 1 to 7.
26. A waste receptacle substantially as herein described with reference to any one of Figures 1 to 3 and 7.

1/2 10

FIG 1

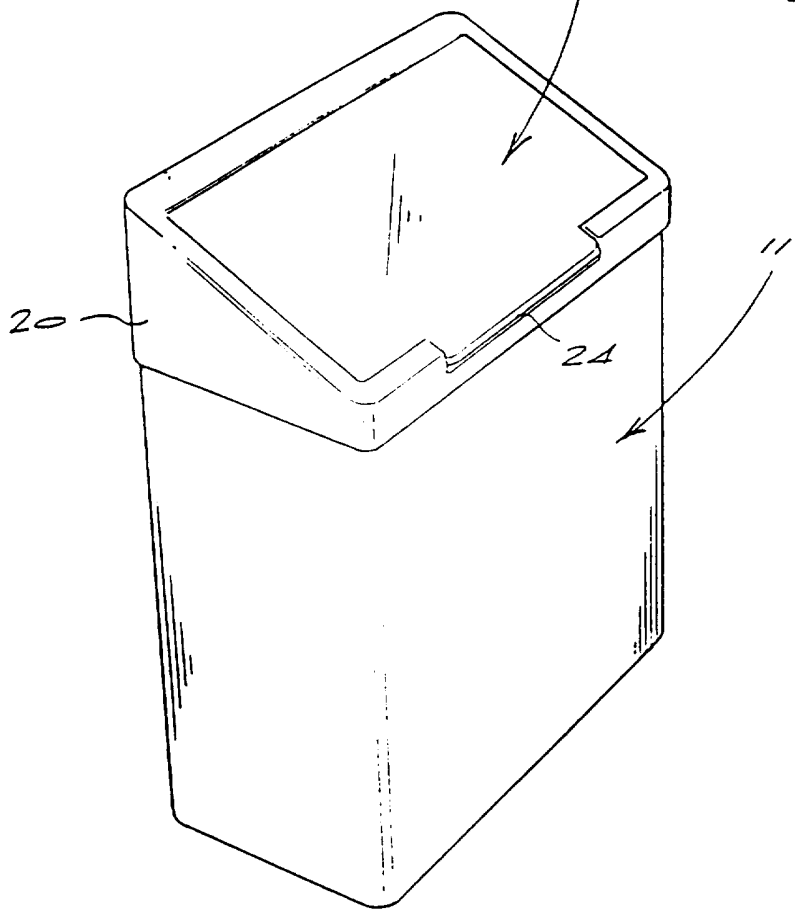


FIG 2

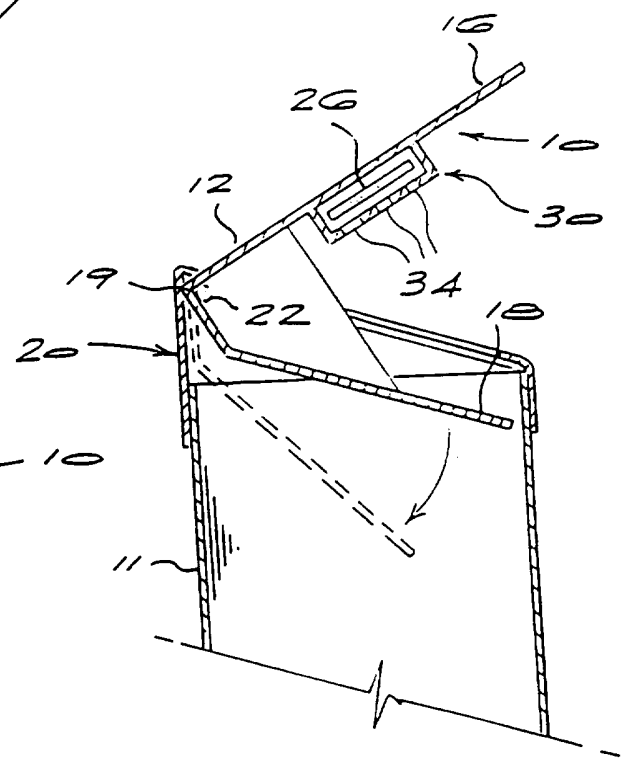
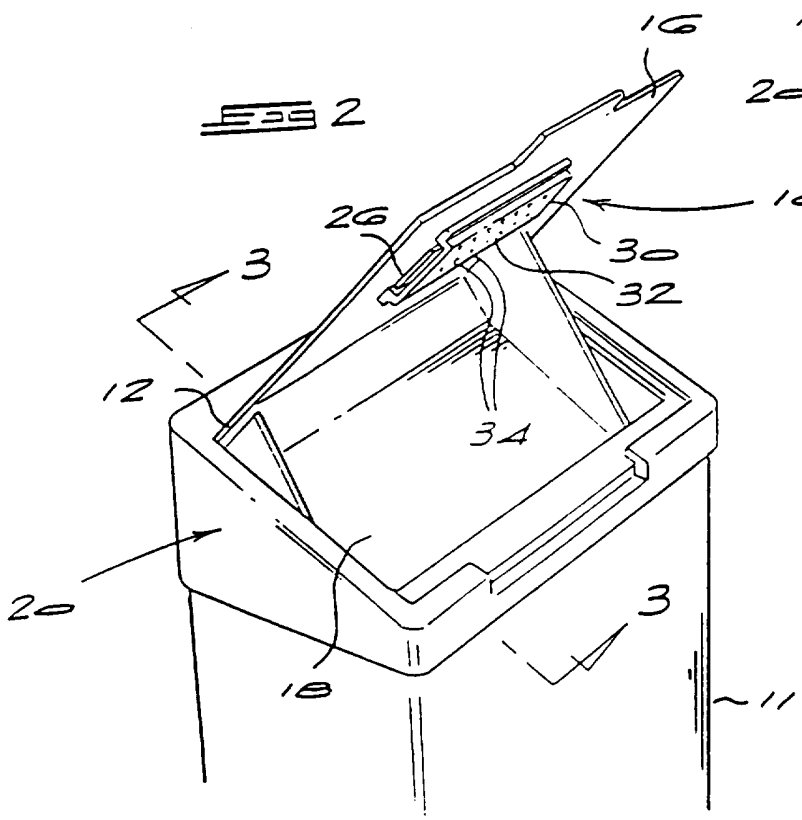
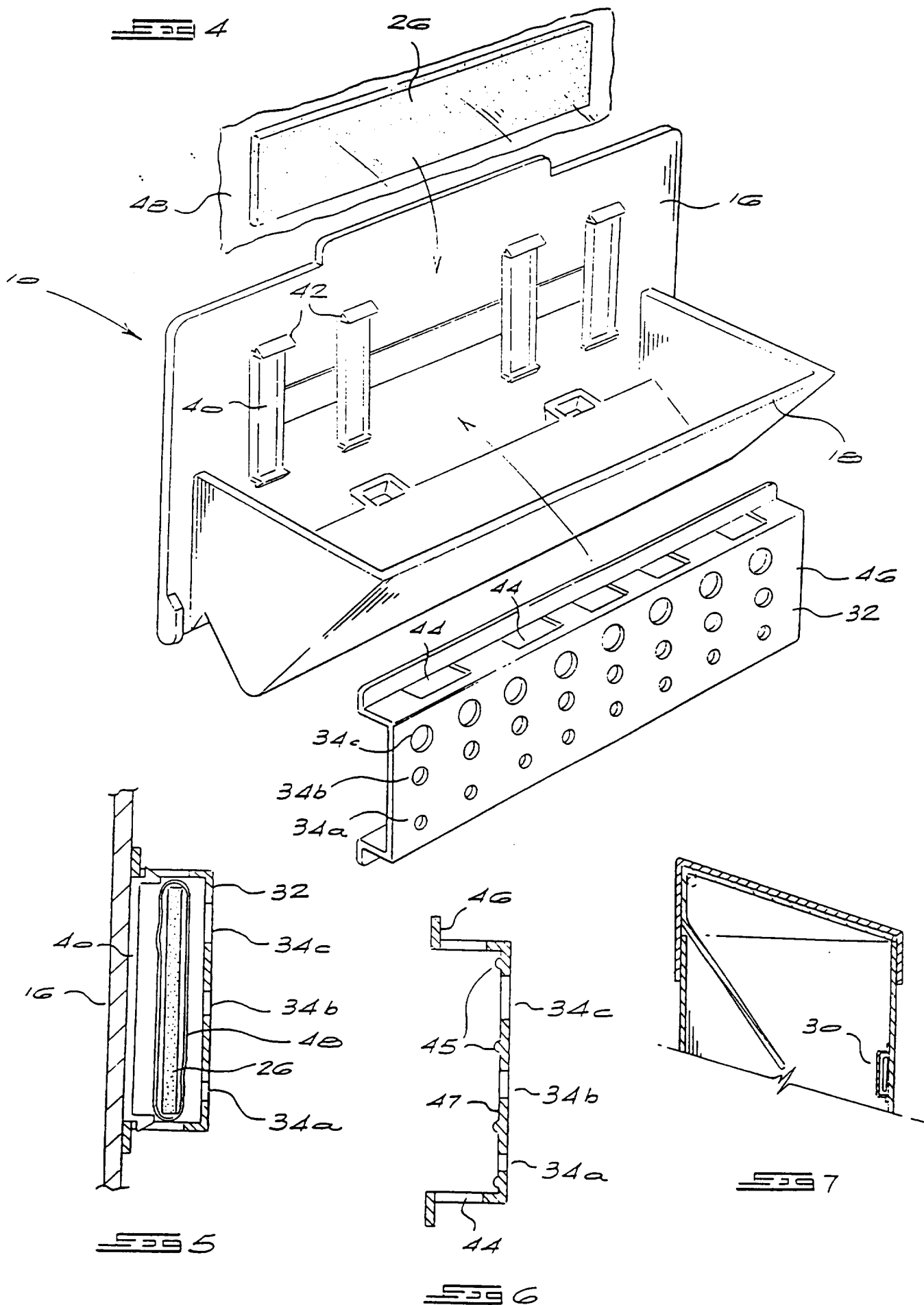


FIG 3

2/2



INTERNATIONAL SEARCH REPORT

International Application No  
PCT/GB 95/01650

**A. CLASSIFICATION OF SUBJECT MATTER**  
 IPC 6 A61L11/00 B65F7/00 A61L9/04

According to International Patent Classification (IPC) or to both national classification and IPC

**B. FIELDS SEARCHED**  
 Minimum documentation searched (classification system followed by classification symbols)  
 IPC 6 A61L B65F

Documentation searched other than minimum documentation to the extent that such documents are included in the fields searched

Electronic data base consulted during the international search (name of data base and, where practical, search terms used)

**C. DOCUMENTS CONSIDERED TO BE RELEVANT**

Category *	Citation of document, with indication, where appropriate, of the relevant passages	Relevant to claim No.
X	DE,U,92 02 862 (DRAGOCO GERBERDING & CO GMBH) 10 September 1992 see claims; figures ---	1-6
X	GB,A,1 503 304 (RECKITT & COLMANN PROD LTD) 8 March 1978 see claims ---	1-6
X	GB,A,2 252 032 (MOWBRAY GEORGE MICHAEL) 29 July 1992 see claims; figures ---	1-4
A	GB,A,2 251 781 (MOWBRAY GEORGE MICHAEL) 22 July 1992 see claims ---	1-26
	-/--	

Further documents are listed in the continuation of box C.       Patent family members are listed in annex.

\* Special categories of cited documents :

'A' document defining the general state of the art which is not considered to be of particular relevance	'T' later document published after the international filing date or priority date and not in conflict with the application but cited to understand the principle or theory underlying the invention
'E' earlier document but published on or after the international filing date	'X' document of particular relevance; the claimed invention cannot be considered novel or cannot be considered to involve an inventive step when the document is taken alone
'L' document which may throw doubts on priority claim(s) or which is cited to establish the publication date of another citation or other special reason (as specified)	'Y' document of particular relevance; the claimed invention cannot be considered to involve an inventive step when the document is combined with one or more other such documents, such combination being obvious to a person skilled in the art.
'O' document referring to an oral disclosure, use, exhibition or other means	'&' document member of the same patent family
'P' document published prior to the international filing date but later than the priority date claimed	

Date of the actual completion of the international search  17 November 1995	Date of mailing of the international search report  24. 11. 95
Name and mailing address of the ISA European Patent Office, P.B. 5818 Patentlaan 2 NL - 2280 HV Rijswijk Tel. (+ 31-70) 340-2040, Tx. 31 651 epo nl, Fax: (+ 31-70) 340-3016	Authorized officer  ESPINOSA, M

## INTERNATIONAL SEARCH REPORT

International Application No  
PCT/GB 95/01650

C.(Continuation) DOCUMENTS CONSIDERED TO BE RELEVANT		
Category *	Citation of document, with indication, where appropriate, of the relevant passages	Relevant to claim No.
A	US,A,4 917 254 (CIRIACKS BRIAN L) 17 April 1990 see claims; figures 1-3 ---	1-11
A	EP,A,0 216 734 (MELICONI SRL) 1 April 1987 see claims ---	1
A	DE,A,42 27 248 (UBIB UNTERNEHMENS UND INNOVATI) 24 February 1994 see claims -----	1

## INTERNATIONAL SEARCH REPORT

Information on patent family members

International Application No

PCT/GB 95/01650

Patent document cited in search report	Publication date	Patent family member(s)	Publication date
DE-U-9202862	30-07-92	NONE	
GB-A-1503304	08-03-78	NONE	
GB-A-2252032	29-07-92	NONE	
GB-A-2251781	22-07-92	NONE	
US-A-4917254	17-04-90	NONE	
EP-A-0216734	01-04-87	NONE	
DE-A-4227248	24-02-94	NONE	