



US00D487010S

(12) **United States Design Patent**
Marquardt et al.

(10) **Patent No.:** **US D487,010 S**

(45) **Date of Patent:** **** Feb. 24, 2004**

- (54) **HANDLE FOR A HAND TOOL**
- (75) Inventors: **Elizabeth J. Marquardt**, Poyette, WI (US); **Paul R. Johnson**, Cross Plains, WI (US); **Anthony W. Konkler**, Lodi, WI (US); **Nathan B. Fethke**, North Liberty, IA (US)
- (73) Assignee: **Aquapore Moisture Systems, Inc.**, Phoenix, AZ (US)
- (**) Term: **14 Years**
- (21) Appl. No.: **29/160,735**
- (22) Filed: **May 15, 2002**
- (51) **LOC (7) Cl.** **08-01**
- (52) **U.S. Cl.** **D8/107**
- (58) **Field of Search** D8/107, 307, 310-312, D8/338, 10; D9/434; 81/177.1, 489; 16/110.1, 421, 422, 430, 431, 444, 446, 419, 420, DIG. 12, DIG. 40, 426; 294/58; D22/142; 43/22, 23; 15/143.1

- 4,654,921 A * 4/1987 Dinner 15/143.1
- 4,690,447 A * 9/1987 Adams 294/57
- 5,695,231 A * 12/1997 Hoffman 294/58
- 5,863,084 A * 1/1999 Krug 294/59
- 6,460,911 B1 * 10/2002 Engelsiepen 294/49

* cited by examiner

Primary Examiner—Clare E. Heflin

(74) *Attorney, Agent, or Firm*—Foley & Lardner

(57) **CLAIM**

We claim the ornamental design for the handle for a hand tool, as shown and described.

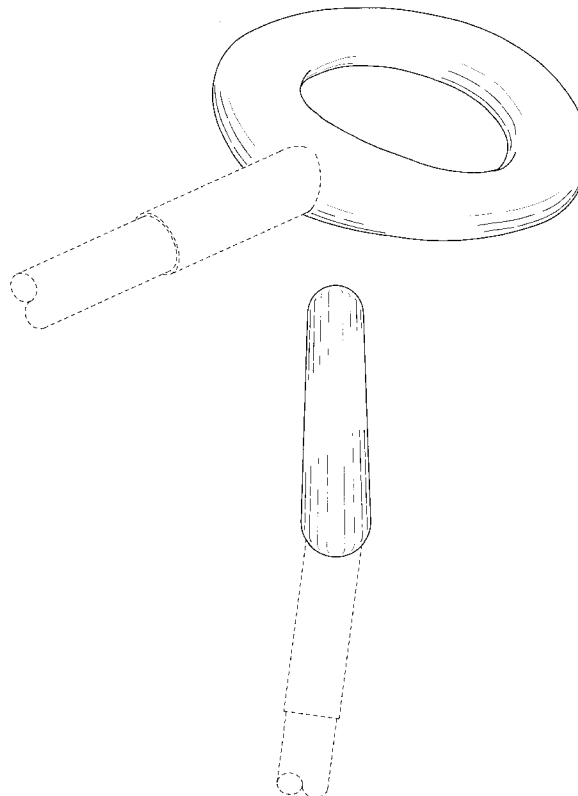
DESCRIPTION

FIG. 1 is a perspective view of a handle for a hand tool; FIG. 2 is a front view of the handle for a hand tool shown in FIG. 1, the rear view of the handle is substantially identical; FIG. 3 is a right side view of the handle for a hand tool shown in FIG. 1; FIG. 4 is a left side view of the handle for a hand tool shown in FIG. 1; FIG. 5 is a top view of the handle for a hand tool shown in FIG. 1; and, FIG. 6 is a bottom view of the handle for a hand tool shown in FIG. 1.

The broken lines in FIGS. 1-6 are for illustrative purposes only and form no part of the claimed design.

- (56) **References Cited**
- U.S. PATENT DOCUMENTS**
- 1,529,835 A * 3/1925 Hamilton 294/57
- 1,851,426 A * 3/1932 Haskell 81/489
- 1,990,310 A * 2/1935 Rosenberg et al. 30/102
- D115,159 S * 6/1939 Nelson D8/10

1 Claim, 4 Drawing Sheets



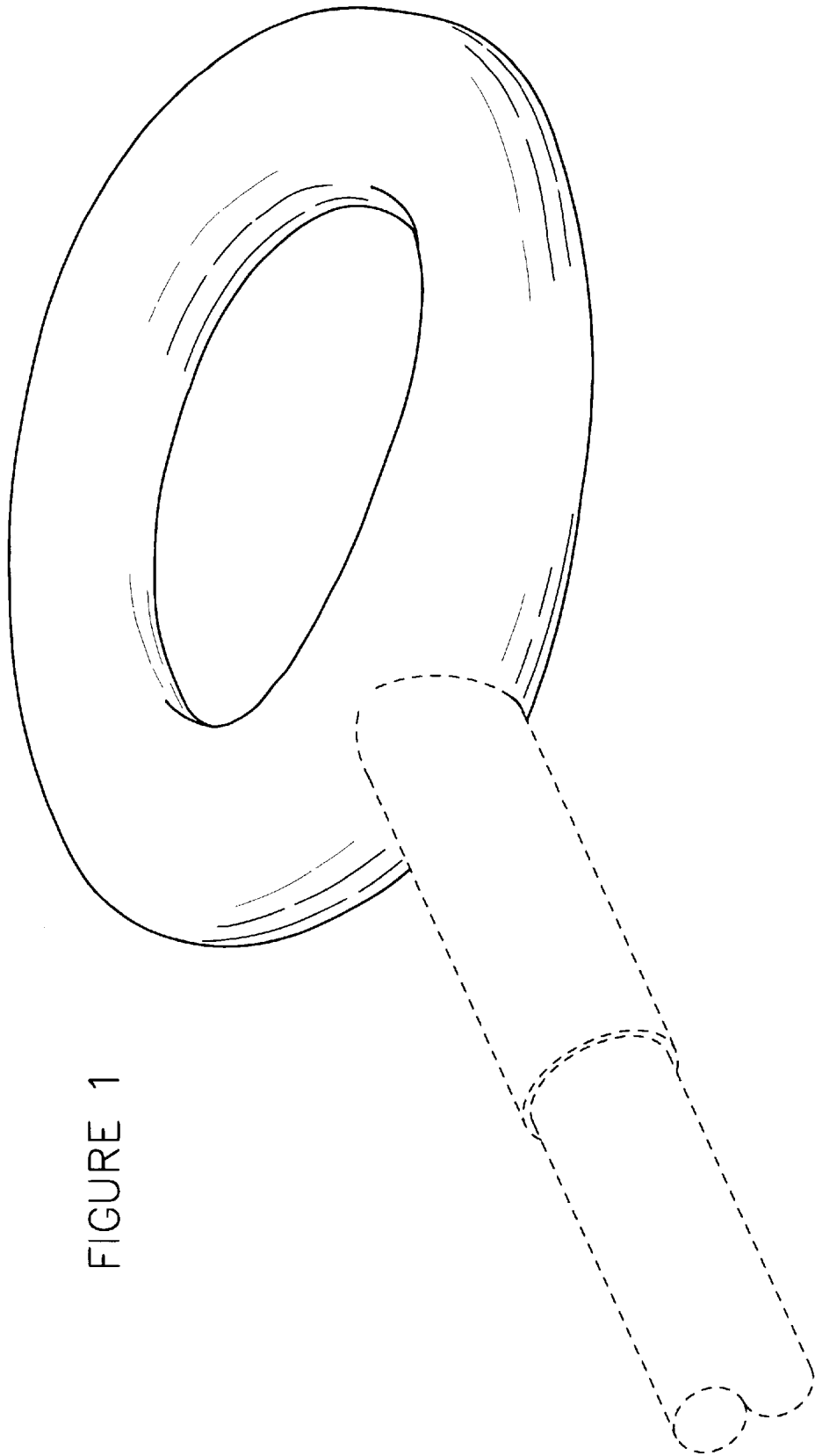


FIGURE 1

FIGURE 2

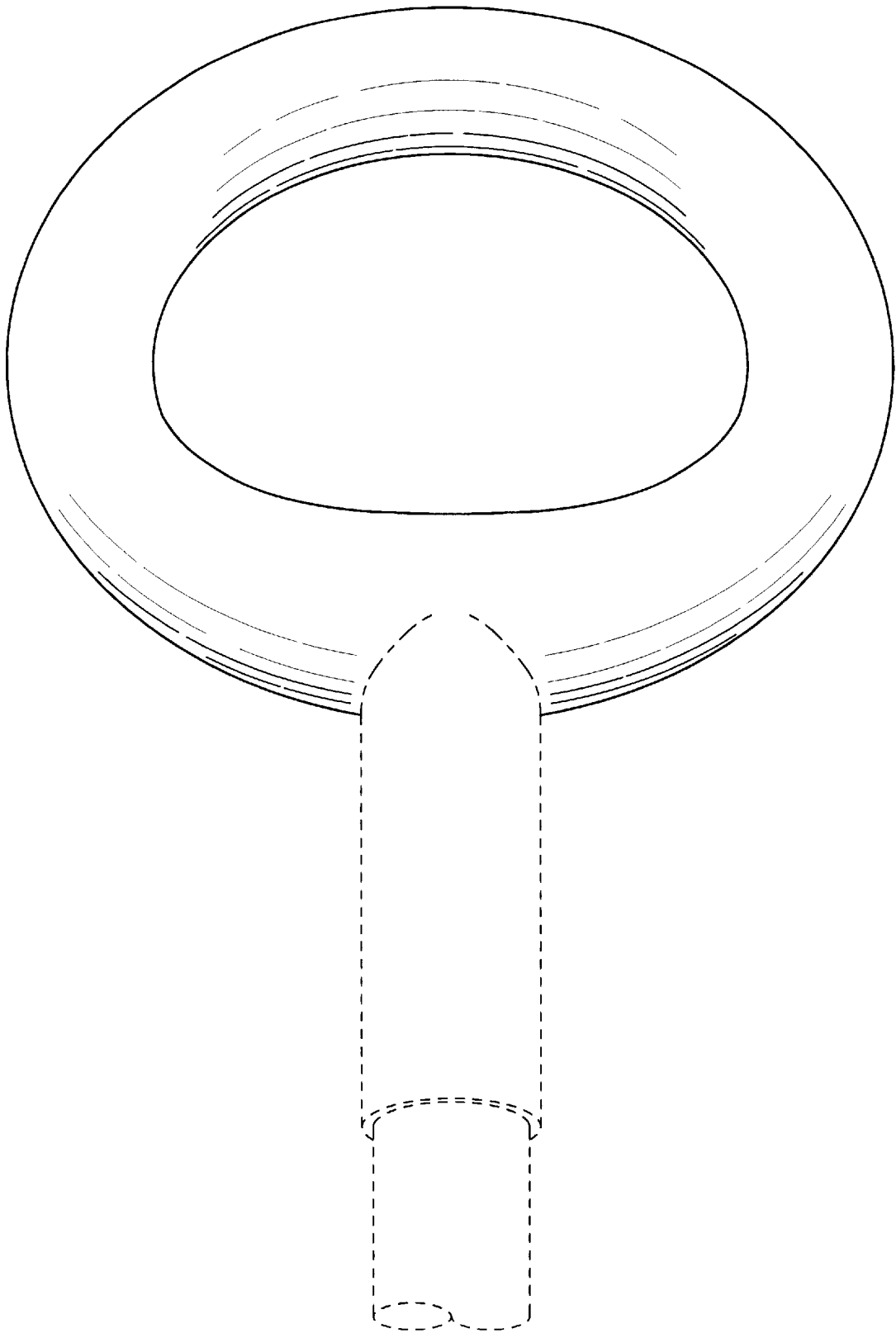


FIGURE 3

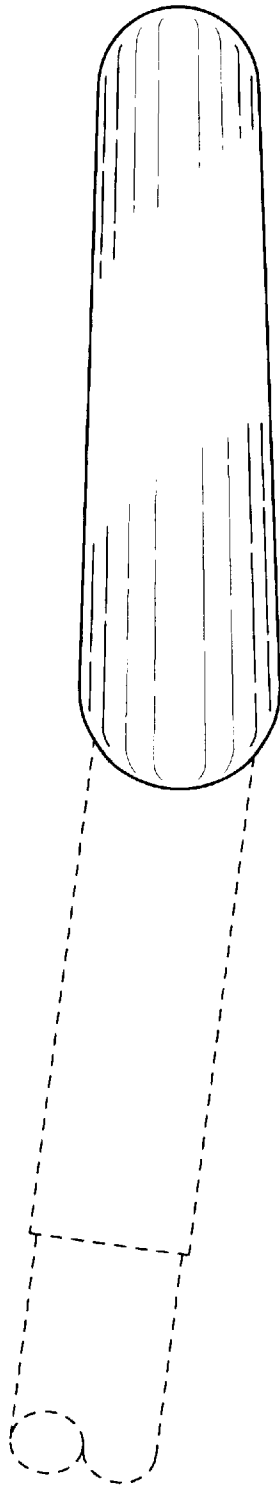


FIGURE 4

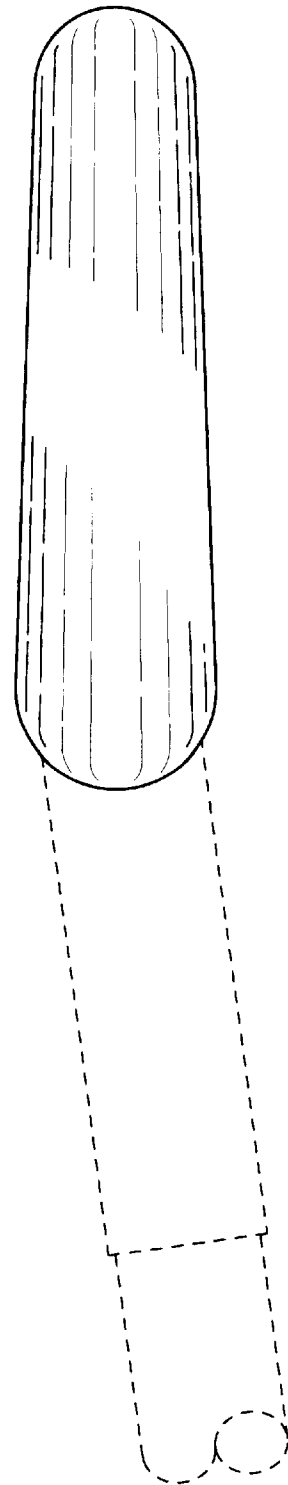


FIGURE 5

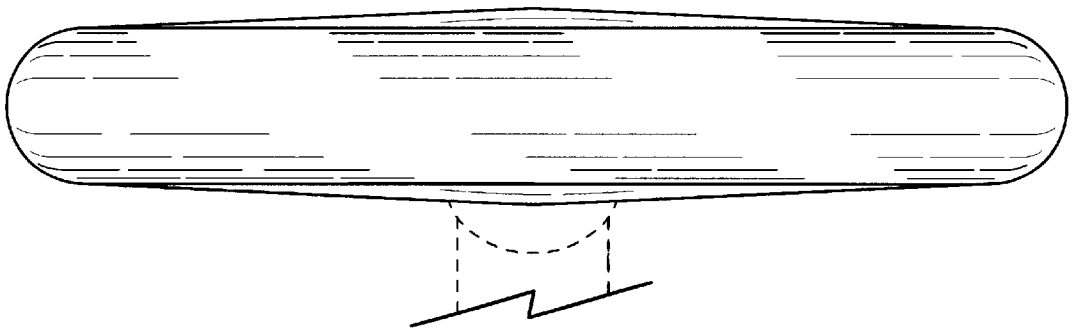


FIGURE 6

