



US00D596156S

(12) **United States Design Patent**
Morisawa

(10) **Patent No.:** **US D596,156 S**

(45) **Date of Patent:** **** Jul. 14, 2009**

(54) **SPEAKER**

(75) Inventor: **Rui Morisawa**, Tokyo (JP)

(73) Assignee: **Sony Corporation**, Tokyo (JP)

(**) Term: **14 Years**

(21) Appl. No.: **29/309,726**

(22) Filed: **Sep. 30, 2008**

(30) **Foreign Application Priority Data**

Mar. 31, 2008 (JP) D2008-008175
Mar. 31, 2008 (JP) D2008-008176

(51) **LOC (9) Cl.** **14-01**

(52) **U.S. Cl.** **D14/209.1**

(58) **Field of Classification Search** D14/204,
D14/209.1, 210-217, 172, 168; 181/143-144,
181/147-148, 150-153, 157, 198-199; 381/300-303,
381/306, 332-333, 336, 345, 361-364, 386-388
See application file for complete search history.

(56) **References Cited**

U.S. PATENT DOCUMENTS

D418,138 S 12/1999 Miyazaki
D432,116 S 10/2000 Ichikawa et al.
D513,612 S * 1/2006 Harris et al. D14/168
D514,090 S * 1/2006 Carbone et al. D14/209.1
7,095,867 B2 * 8/2006 Schul et al. 381/334
D527,722 S * 9/2006 Yeh D14/209.1

D532,773 S * 11/2006 Langberg et al. D14/209.1
D540,310 S 4/2007 Yuyama
D543,936 S 6/2007 Wada
D569,843 S 5/2008 Sogabe
D571,355 S 6/2008 Koizumi

* cited by examiner

Primary Examiner—Nanda Bondade

(74) *Attorney, Agent, or Firm*—Rader, Fishman & Grauer, PLLC

(57) **CLAIM**

The ornamental design for a speaker, as shown and described.

DESCRIPTION

FIG. 1 is a perspective view of a speaker showing our new design;

FIG. 2 is a front elevational view thereof; and

FIG. 3 is a rear elevational view thereof.

FIG. 4 is a left side elevational view thereof;

FIG. 5 is a right side elevational view thereof;

FIG. 6 is a top plan view thereof; and,

FIG. 7 is a bottom plan view thereof.

The portions that are shown in even broken lines are for illustrative purposes only and form no part of the claimed design. The dot-dash broken lines shown in drawings define, but are not included in, the boundaries of the claimed design.

1 Claim, 7 Drawing Sheets

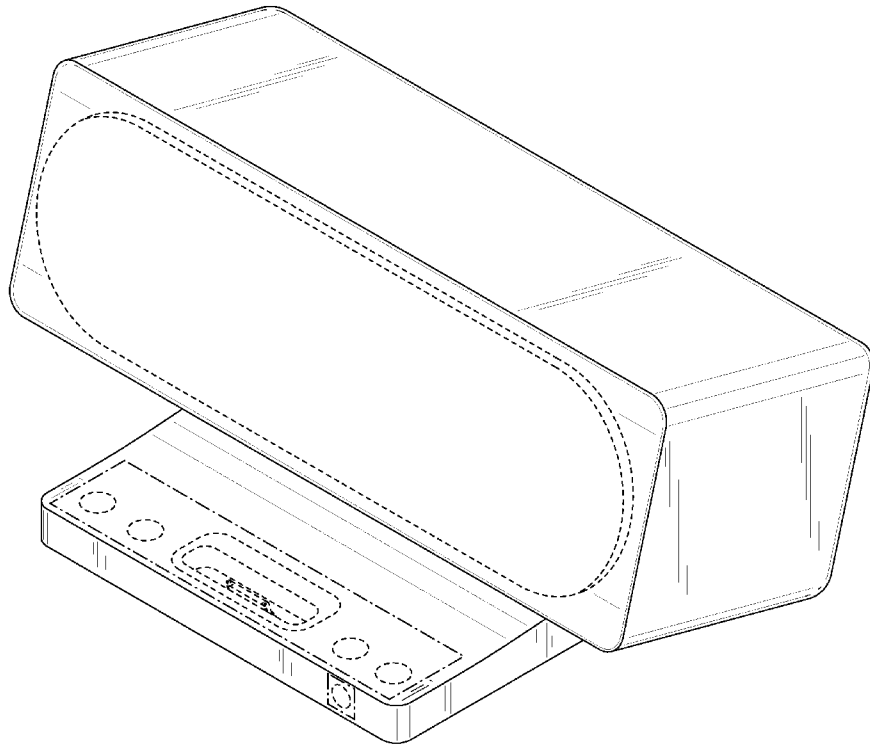


FIG. 1

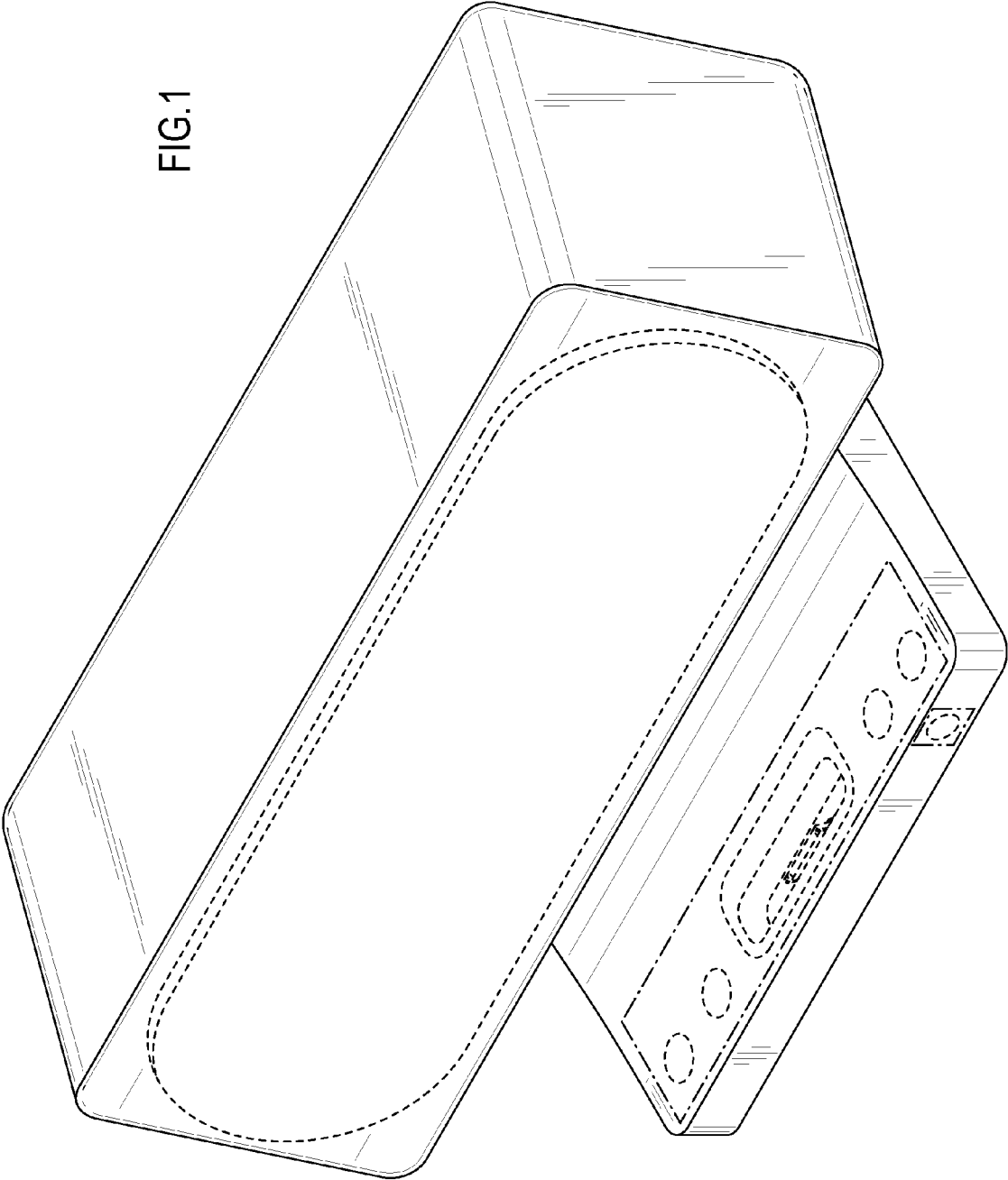


FIG.2




FIG.3




FIG.4

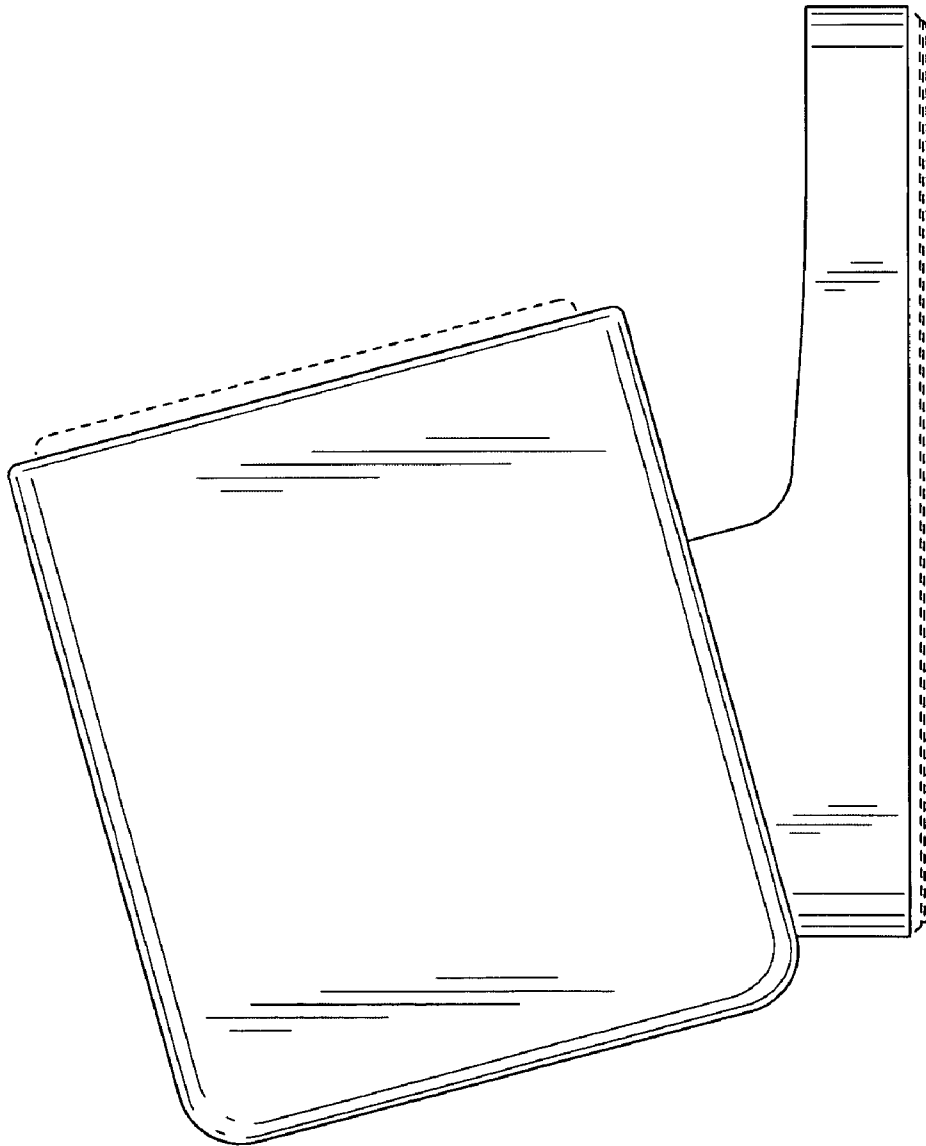


FIG.5




FIG.6

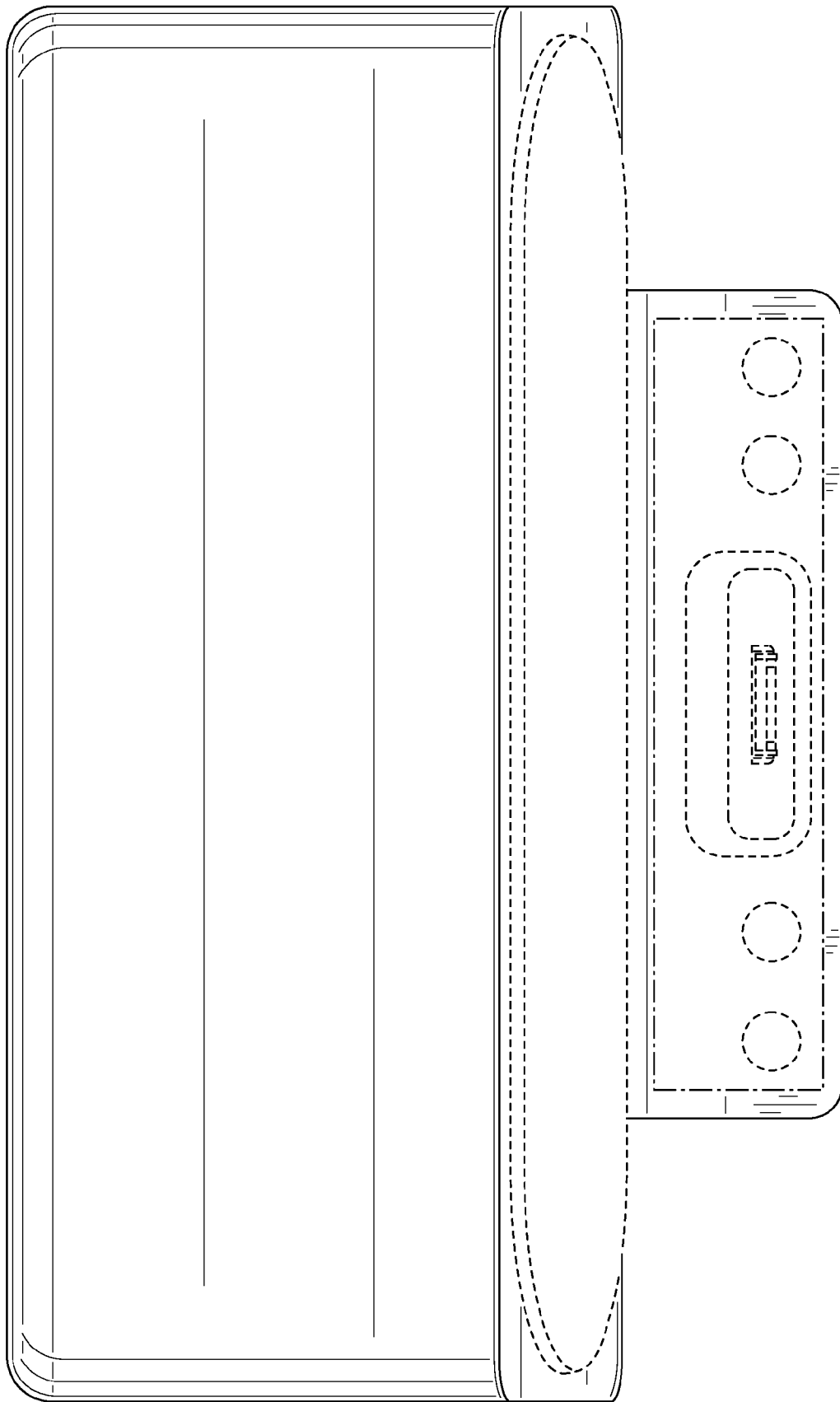


FIG. 7

