



US00D360285S

United States Patent [19]

[11] **Patent Number: Des. 360,285**

Paffett et al.

[45] **Date of Patent: ** Jul. 11, 1995**

[54] **KNEE PAD**

4,484,361 11/1984 Leighton et al. 2/24
5,168,576 12/1992 Krent et al. .

[76] Inventors: **Nicholas B. Paffett**, 35 Eldridge Ct.,
Hingham, Mass. 02043; **Edward D. Krent**, 207 Hamton Rd., Sharon,
Mass. 02067

Primary Examiner—Ruth McInroy
Attorney, Agent, or Firm—Buchanan Ingersoll; Robert J. Pugh

[**] Term: **14 Years**

[57] CLAIM

[21] Appl. No.: **11,606**

The ornamental design for a knee pad, as shown and described.

[22] Filed: **Aug. 11, 1993**

[52] U.S. Cl. **D29/121**

[58] Field of Search D29/100, 120, 121, 122;
D24/189, 190; 2/2, 16, 22, 24

DESCRIPTION

[56] References Cited

U.S. PATENT DOCUMENTS

| | | | |
|------------|---------|-------------------|---------|
| D. 239,220 | 3/1976 | Norman . | |
| D. 255,728 | 7/1980 | Baron . | |
| D. 338,280 | 8/1993 | Krent et al. | D29/121 |
| D. 341,005 | 11/1993 | Pratt | D29/121 |
| D. 341,229 | 11/1993 | Tsujino | D29/121 |
| D. 346,245 | 4/1994 | Krent et al. | D29/121 |
| 3,322,118 | 5/1967 | Sotherlin | D29/121 |
| 4,250,578 | 2/1981 | Barlow . | |

FIG. 1 is a perspective view of a knee pad showing our new design;

FIG. 2 is a front elevational view thereof;

FIG. 3 is a right side elevational view thereof;

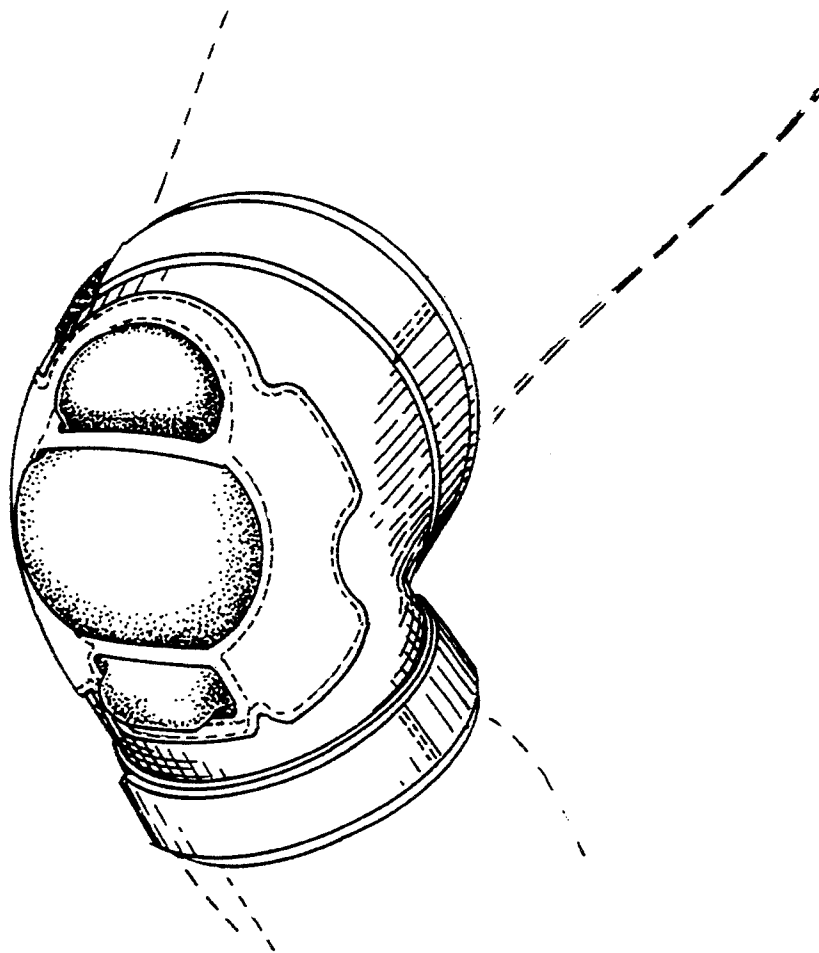
FIG. 4 is a top plan view thereof;

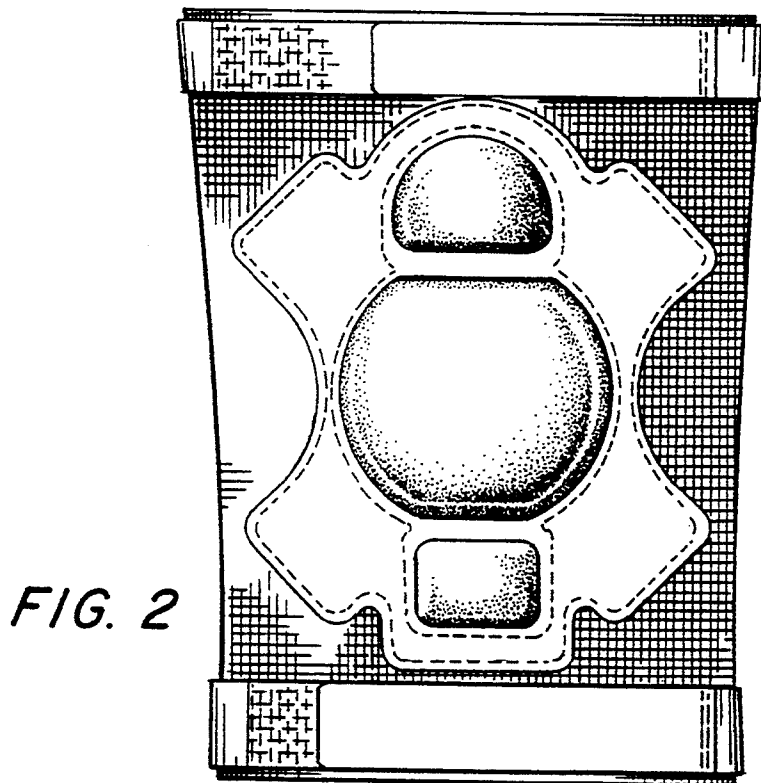
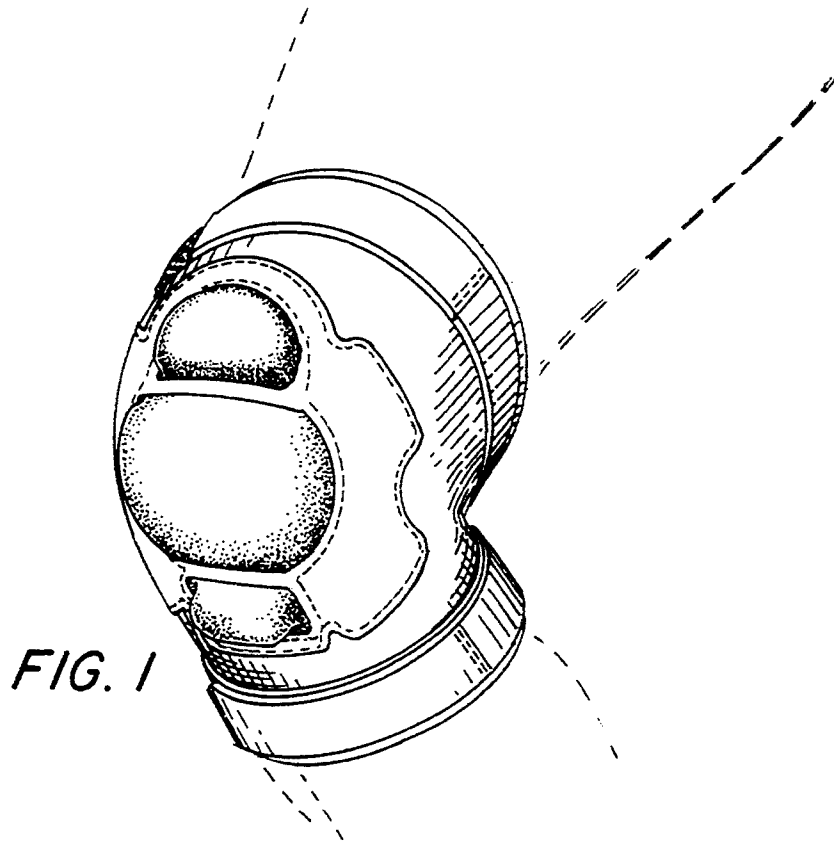
FIG. 5 is a bottom plan view thereof;

FIG. 6 is a left side elevational view thereof; and,

FIG. 7 is a rear elevational view thereof.

The leg shown in broken lines in FIG. 1 is for illustrative purposes only and forms no part of the claimed design. The broken lines on the knee pad represents conventional stitching and the crosshatch shading is understood to repeat throughout the indicated area.





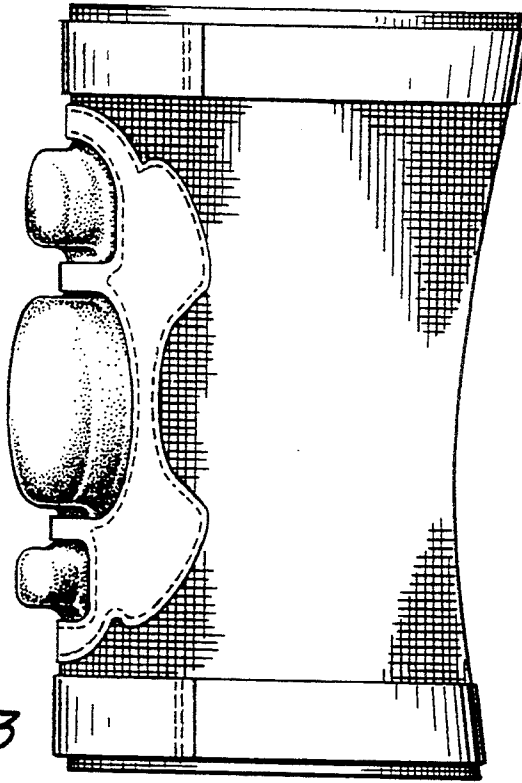


FIG. 3

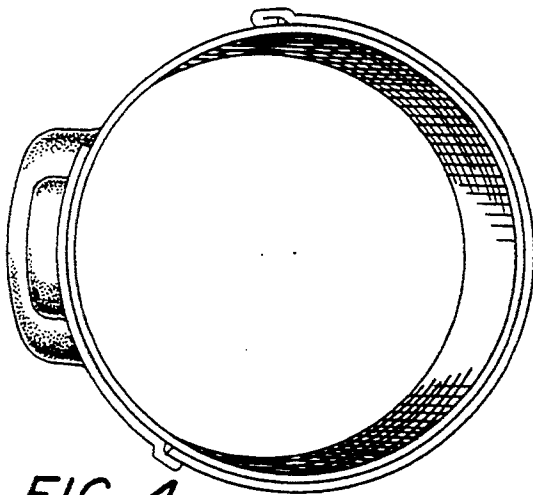


FIG. 4

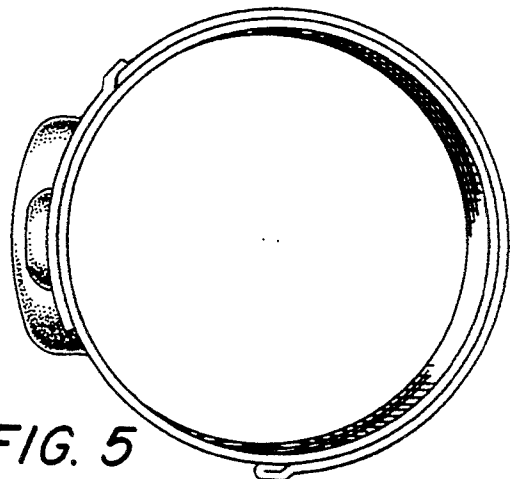


FIG. 5

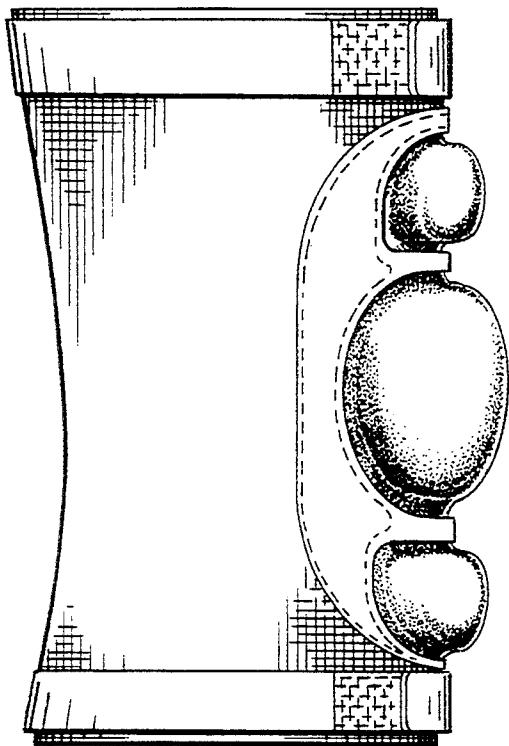


FIG. 6




FIG. 7